

University of Montana

ScholarWorks at University of Montana

Lady Griz Basketball Media Guides, 1978-2009

Intercollegiate Athletics

9-1-2008

Lady Griz Basketball Media Guide, 2008-2009

University of Montana–Missoula. Athletics Department

Follow this and additional works at: https://scholarworks.umt.edu/ladygrizbasketball_mediaguides

Let us know how access to this document benefits you.

Recommended Citation

University of Montana–Missoula. Athletics Department, "Lady Griz Basketball Media Guide, 2008-2009" (2008). *Lady Griz Basketball Media Guides, 1978-2009*. 32.

https://scholarworks.umt.edu/ladygrizbasketball_mediaguides/32

This Guide is brought to you for free and open access by the Intercollegiate Athletics at ScholarWorks at University of Montana. It has been accepted for inclusion in Lady Griz Basketball Media Guides, 1978-2009 by an authorized administrator of ScholarWorks at University of Montana. For more information, please contact scholarworks@mso.umt.edu.



Gr

LADY GRIZ B



OUR 'G

2008-
MEDIA

The University of
Montana

Griz

BASKETBALL



AME. OUR TEAM. OUR DREAM.

2009
GUIDE



17th NCAA tournament appearance





21st regular-season conference championship



2007-08


Another Season to Remember

BIG SKY CONFERENCE CHAMPIONS

POSS.

NCAA® FIRST/SECOND ROUND

UNIVERSITY OF NEW MEXICO




SEASON PREVIEW

5

COACHING STAFF

15




2008-09 LADY GRIZ

23

2008-09 OPPONENTS

49



2007-08 REVIEW

63

BIG SKY CONFERENCE

79



LADY GRIZ HISTORY

87



Credits

The 2008-09 University of Montana women's basketball media guide is a product of the Grizzly Sports Information Department. ... Mug shots and action shots taken by UM Photographer Todd Goodrich. Additional images courtesy of Mike Bashor. ... 2008 NCAA Tournament photos of Montana against Vanderbilt by JB Gallegos. ... All cover work designed by Neal Wiegert of UM Printing and Graphic Services. ... Printed by Printing and Graphic Services.

2008-09 Montana Lady Griz Schedule

Sunday, Nov. 16	Wyoming	2 p.m.
Tuesday, Nov. 18	at Idaho	7 p.m.
<i>Caribbean Challenge (Cancun, Mexico)</i>		
Wednesday, Nov. 26	vs. Illinois	3:30 p.m.
Thursday, Nov. 27	vs. Maryland	6 p.m.
Friday, Nov. 28	vs. South Dakota State	6 p.m.
Thursday Dec. 4	at Oregon	7 p.m.
Sunday, Dec. 7	Boise State	2 p.m.
Wednesday, Dec. 10	Colorado State	7 p.m.
Saturday, Dec. 13	Portland	7 p.m.
Wednesday, Dec. 17	at Denver	4 p.m.
Friday, Dec. 19	Gonzaga	7 p.m.
Saturday, Dec. 20	MSU Northern	7 p.m.
<i>29th Lady Griz Holiday Classic (Missoula, Mont.)</i>		
Sunday, Dec. 28	Hampton at Montana	7 p.m.
Monday, Dec. 29	Hampton vs. Nevada	7 p.m.
Tuesday, Dec. 30	Nevada at Montana	7 p.m.
Saturday, Jan. 3	Montana State *	2 p.m.
Thursday, Jan. 8	at Northern Arizona *	6:30 p.m.
Saturday, Jan. 10	at Sacramento State *	Noon
Thursday, Jan. 15	Idaho State *	7 p.m.
Saturday, Jan. 17	Weber State *	7 p.m.
Saturday, Jan. 24	at Northern Colorado *	2 p.m.
Thursday, Jan. 29	at Portland State *	7 p.m.
Saturday, Jan. 31	at Eastern Washington *	2 p.m.
Saturday, Feb. 7	at Montana State *	2 p.m.
Thursday, Feb. 12	Sacramento State *	7 p.m.
Saturday, Feb. 14	Northern Arizona *	7 p.m.
Thursday, Feb. 19	at Weber State *	7 p.m.
Saturday, Feb. 21	at Idaho State *	2 p.m.
Thursday, Feb. 26	Northern Colorado *	7 p.m.
Thursday, March 5	Eastern Washington *	7 p.m.
Saturday, March 7	Portland State *	2 p.m.
Thurs.-Sat., 3/12-14	Big Sky Conference Tournament	

Times local to site

The Home for University of Montana Athletics

MONTANA GRIZZLIES.COM

the official website of the University of Montana athletic department

Top Links / Current News, Videos, & Photos / Upcoming Sporting Events / Tickets / Sports Camps / Community & Classroom

Griz face key homestand this weekend

Montana is coming off a three-point West Coast road trip: 11/20/2008 - SO The University of Montana soccer team will host its last two home matches of the season against UNC and NAU this weekend. [more](#)

GRIZZLY NEWS BRIEFS

Recent Sports News

Griz continue league play at UNC 11/21/2008 - FB

TV coordinates (Griz vs. Seaw) 11/21/2008 - FB

Griz open second half at NAU, UNC 11/22/2008 - FB

Ram, Ramos lead Grizzlies in Vegas 11/22/2008 - INTERVIEW

Griz face key homestand this weekend 11/22/2008 - SO

2008 Grizzly football & volleyball team photo 11/22/2008 - FB

Bergquist named Big Sky Player of the Week 11/22/2008 - FB

Grizzlies shut out Hornets on late goal 11/19/2008 - SO

Weber State downs Montana in four 11/18/2008 - FB

Grizzlies stomp Hornets 63-7 11/18/2008 - FB

Drennon, Reynolds pace Grizzlies once again 11/18/2008 - HOC

Grizzlies down Bengals in straight sets 11/17/2008 - VS

Grizzlies drop one-goal game 11/17/2008 - SO

Lady Griz start title defense Friday 11/16/2008 - VS

[Grizzly Scholarship Association](#)

GRIZZLY SPORTS HALL OF FAME

click here for more info

THE GRIZ SHOP

MOOSEHORN

USA

GRIZZLY SCHOLARSHIP ASSOCIATION

MORE GRIZZ HEADLINES

Drennon, Reynolds pace Grizzlies once again

Katrina Drennon was second in the women's race and Lynn Reynolds was third in the men's race at the Eastern Washington Invite Saturday. [more](#)

vs. Sacramento State multimedia (10/18/2008)

Video highlights, audio broadcast, in-game images and pre-game press conferences. [more](#)

Lady Griz start title defense Friday

The Lady Griz, the two-time defending Big Sky champions, will open their 2008-09 season Friday against the USC. [more](#)

Montana Lady Griz Quick Facts**GENERAL INFORMATION**

Name of School: The University of Montana
Location: Missoula, Mont.
Founded: February 17, 1893
Enrollment: 14,207
Nickname: Lady Griz
Colors: Maroon and silver
Arena: Dahlberg Arena (7,200)
Affiliation: NCAA Division I
Conference: Big Sky
President: Dr. George Dennison
Director of Athletics: Jim O'Day
Department of Athletics Phone: 406-243-4749

SPORTS INFORMATION

Assistant Director (WBB contact): Joel Carlson
Office phone: 406-243-5414
Cell phone: 406-370-9669
E-mail: joel.carlson@mso.umt.edu
Press Row Phone: 406-243-4281
Fax: 406-243-6859
Web: MontanaGrizzlies.com

COACHING STAFF

Head Coach: Robin Selvig
Alma Mater: Montana, '74
Record at Montana: 697-199, 30 years
Career Record: Same
Assistant Coaches:
 Annette Rocheleau (Montana, '82), 27 years
 Shannon Schweyen (Montana, '93), 16 years
 Trish Duce (Montana, '93, '95), 14 years
Women's Basketball Office Phone: 406-243-5334

TEAM INFORMATION

2007-08 Record: 25-7
Home: 17-0
Away: 6-6
Neutral: 2-1
2007-08 Big Sky Conference Record: 13-3 (first)
Home: 8-0
Away: 5-3
Starters Returning/Lost: 4/1
Letterwinners Returning/Lost: 9/4

LADY GRIZ BASKETBALL HISTORY

First Year (with complete records): 1974-75
All-Time Record: 729-247 (.747)
National Tournament Appearances: 22
NCAA Tournament Appearances: 17
 1983, 1984, 1986, 1988, 1989, 1990, 1991, 1992, 1994
 1995, 1996, 1997, 1998, 2000, 2004, 2005, 2008
Regular-Season Conference Championships: 21
 1981, 1982, 1983, 1984, 1986, 1987, 1988, 1989, 1990, 1991, 1993
 1994, 1995, 1996, 1997, 1998, 2000, 2004, 2005, 2007, 2008
Post-season Conference Championships: 17
 1983, 1984, 1986, 1988, 1989, 1990, 1991, 1992, 1994
 1995, 1996, 1997, 1998, 2000, 2004, 2005, 2008
Big Sky Tournament Appearances: 20 (32-7 record)
Last Appearance: 2008 (def. MSU, 101-65, in championship)

Montana Lady Griz Media

Tom Stage is in his 10th year as the radio voice of the Montana women's basketball team. The Lady Griz broadcasts air on KENR 107.5 FM in the Missoula area and include a 30-minute pregame show and a postgame wrap-up show with Montana coach Robin Selvig.

Stage was a long-time high school girls' basketball coach in the Missoula area, coaching the Sentinel High team from 1980 to 1989 and the Loyola girls' team from 1990 to 1995. He led Sentinel to the 1985 Class AA state title and Loyola to a third-place finish at the 1993 Class B state tournament.



Bill Speltz is in his second year covering the Montana Lady Griz for the *Missoulian*. He has been covering college basketball for 23 years, including 11 as a beat writer for Division I programs. His previous assignments were covering Southern Illinois men's and women's basketball (1997-99) for the Southern Illinoisan and Iowa men's basketball (1999-2007) for the Dubuque Telegraph Herald.

Radio Coverage**KENR 107.5 FM**

Play-by-play: Tom Stage
Color: Dick Slater

Other Media Contacts**Missoulian**

Lady Griz beat writer: Bill Speltz
Phone: 406-523-5255
E-mail: bill.speltz@lee.net

Kaimin

Phone: 406-243-4310
E-mail: editor@kaimin.umt.edu

KPAX-TV (CBS)

Sports Director: Phil Buck
Phone: 406-542-4455
E-mail: phil@kpax.com

KECI-TV (NBC)

Sports Director: Jake Zivin
Phone: 406-523-0971
E-mail: jzivin@keci.com

KTMF-TV (ABC)


Sports Director: Varun Sriram
Phone: 406-546-9363
E-mail: varun@maxmontana.com



2008-09 University of Montana Lady Griz

Back (l to r): Alyssa Frei (student manager), assistant coach Shannon Schweyen, head coach Robin Selvig, Britney Lohman, Mandy Morales, Tamara Guardipee, Shadra Robison, Jessa Linford, Tanna Ware, Alexandra Hurley, assistant coach Trish Duce, Junji Nagashima (student trainer), Christine Camp (student manager)


Front (l to r): Jackie Martin (student manager), Sarah Ena, Misty Atkinson, Shaunte Nance-Johnson, Sonya Rogers, Lauren Beck, Stephanie Stender, Karla Judge (trainer), assistant coach Annette Rocheleau



SEASON PREVIEW

SENIOR MANDY MORALES

2008-09 Roster



2007-08

No.	Name	Pos.	Ht.	Year	Exp.	Mins./Pts./Reb.	Hometown	Previous School
3	Mandy Morales	G	5-9	Sr.	3L	30.0/16.2/4.6	Billings, Mont.	West H.S.
5	Shaunte Nance-Johnson	G	5-5	Jr.	TR	-----	Tacoma, Wash.	Yakima Valley C.C.
10	Sonya Rogers	G	5-7	Sr.	3L	29.6/12.4/2.9	Lewistown, Mont.	Fergus H.S.
11	Ashley Ferda	G	5-6	Fr.	HS	-----	Whitefish, Mont.	Whitefish H.S.
12	Stephanie Stender	G/F	5-11	So.	1L	4.7/1.1/0.2	Sheridan, Wyo.	Sheridan H.S.
14	Sarah Ena	F	5-11	So.	1L	10.8/5.1/3.1	Kenmore, Wash.	Inglemoor H.S.
20	Jessa Linford	F	6-1	So.	1L	5.3/1.7/1.0	Seeley Lake, Mont.	Seeley-Swan H.S.
22	Britney Lohman	F	6-1	Sr.	3L	27.5/8.9/5.6	Bozeman, Mont.	Bozeman H.S.
23	Alexandra Hurley	G/F	5-11	Fr.	HS	-----	Anaconda, Mont.	Anaconda H.S.
32	Misty Atkinson	G/F	5-10	Fr.	RS	-----	Clarkston, Wash.	Clarkston H.S.
33	Tianna Ware	G	5-10	Fr.	HS	-----	Bakersfield, Calif.	Ridgeview H.S.
45	Lauren Beck	G/F	6-0	Jr.	2L	15.5/4.0/2.4	Great Falls, Mont.	Great Falls H.S.
51	Tamara Guardipee	C	6-2	Sr.	3L	15.7/5.5/4.8	Browning, Mont.	Browning H.S.
54	Shadra Robison	C	6-3	Jr.	2L	4.9/1.3/1.2	Billings, Mont.	West H.S.

Head coach: Robin Selvig (Montana, '74), 31st year

Assistant coaches: Annette Rocheleau (Montana, '82), 28th year

Shannon Schweyen (Montana, '93), 17th year

Trish Duce (Montana, '93, '95), 15th year

Pronunciations

Shaunte Nance-Johnson: shawn-TAY

Britney Lohman: LOW-man

Sonya Rogers: SONE-ya

Tianna Ware: tie-YAWN-ah

Sarah Ena: N-ah

Shadra Robison: RAW-bi-son

2008-09 TV/Radio Roster



**3 MANDY
MORALES**

Sr. ::: 5-9 ::: G
Billings, Mont.



**5 SHAUNTE
NANCE-JOHNSON**

Jr. ::: 5-5 ::: G
Tacoma, Wash.



**10 SONYA
ROGERS**

Sr. ::: 5-7 ::: G
Lewistown, Mont.



**11 ASHLEY
FERDA**

Fr. ::: 5-6 ::: G
Whitefish, Mont.



**12 STEPHANIE
STENDER**

So. ::: 5-11 ::: G/F
Sheridan, Wyo.



**14 SARAH
ENA**

So. ::: 5-11 ::: F
Kenmore, Wash.



**20 JESSA
LINFORD**

So. ::: 6-1 ::: F
Seeley Lake, Mont.



**22 BRITNEY
LOHMAN**

Sr. ::: 6-1 ::: F
Bozeman, Mont.



**23 ALEXANDRA
HURLEY**

Fr. ::: 5-11 ::: G/F
Anaconda, Mont.



**32 MISTY
ATKINSON**

Fr. ::: 5-10 ::: G/F
Clarkston, Wash.



**33 TIANNA
WARE**

Fr. ::: 5-10 ::: G
Bakersfield, Calif.



**45 LAUREN
BECK**

Jr. ::: 6-0 ::: G/F
Great Falls, Mont.



**51 TAMARA
GUARDIPEE**

Sr. ::: 6-2 ::: C
Browning, Mont.



**54 SHADRA
ROBISON**

Jr. ::: 6-3 ::: C
Billings, Mont.



**ROBIN
SELVIG**

Head coach
31st season

2008-09 Schedule

October/November

<u>Date</u>	<u>Day</u>	<u>Opponent</u>	<u>Site</u>	<u>Arena</u>	<u>Time</u>
Nov. 16	Sun.	Wyoming	Missoula	Dahlberg Arena (7,200)	2 p.m.
Nov. 18	Tues.	at Idaho	Moscow, Idaho	Cowan Spectrum (7,000)	7 p.m.
Nov. 26-28		Caribbean Challenge	Cancun, Mexico		
Nov. 26	Wed.	vs. Illinois		Moon Palace	3:30 p.m.
Nov. 27	Thurs.	vs. Maryland		Moon Palace	6 p.m.
Nov. 28	Fri.	vs. South Dakota State		Moon Palace	6 p.m.

December

<u>Date</u>	<u>Day</u>	<u>Opponent</u>	<u>Site</u>	<u>Arena</u>	<u>Time</u>
Dec. 4	Thurs.	at Oregon	Eugene, Ore.	McArthur Court (9,087)	7 p.m.
Dec. 7	Sun.	Boise State	Missoula	Dahlberg Arena (7,200)	2 p.m.
Dec. 10	Wed.	Colorado State	Missoula	Dahlberg Arena (7,200)	7 p.m.
Dec. 13	Sat.	Portland	Missoula	Dahlberg Arena (7,200)	7 p.m.
Dec. 17	Wed.	at Denver	Denver, Colo.	Magness Arena (7,200)	4 p.m.
Dec. 19	Fri.	Gonzaga	Missoula	Dahlberg Arena (7,200)	7 p.m.
Dec. 20	Sat.	MSU Northern	Missoula	Dahlberg Arena (7,200)	7 p.m.
Dec. 28-30		29th Lady Griz Holiday Classic	Missoula		
Dec. 28	Sun.	Hampton at Montana		Dahlberg Arena (7,200)	7 p.m.
Dec. 29	Mon.	Hampton vs. Nevada		Dahlberg Arena (7,200)	7 p.m.
Dec. 30	Tues.	Nevada at Montana		Dahlberg Arena (7,200)	7 p.m.

January

<u>Date</u>	<u>Day</u>	<u>Opponent</u>	<u>Site</u>	<u>Arena</u>	<u>Time</u>
Jan. 3	Sat.	Montana State *	Missoula	Dahlberg Arena (7,200)	2 p.m.
Jan. 8	Thurs.	at Northern Arizona *	Flagstaff, Ariz.	Walkup Skydome (7,000)	6:30 p.m.
Jan. 10	Sat.	at Sacramento State *	Sacramento, Calif.	Hornets Nest (1,200)	Noon
Jan. 15	Thurs.	Idaho State *	Missoula	Dahlberg Arena (7,200)	7 p.m.
Jan. 17	Sat.	Weber State *	Missoula	Dahlberg Arena (7,200)	7 p.m.
Jan. 24	Sat.	at Northern Colorado *	Greeley, Colo.	Butler-Hancock S.P. (2,734)	2 p.m.
Jan. 29	Thurs.	at Portland State *	Portland, Ore.	Stott Center (1,500)	7 p.m.
Jan. 31	Sat.	at Eastern Washington *	Cheney, Wash.	Reese Court (5,000)	2 p.m.

February

<u>Date</u>	<u>Day</u>	<u>Opponent</u>	<u>Site</u>	<u>Arena</u>	<u>Time</u>
Feb. 7	Sat.	at Montana State *	Bozeman, Mont.	Worthington Arena (7,250)	2 p.m.
Feb. 12	Thurs.	Sacramento State *	Missoula	Dahlberg Arena (7,200)	7 p.m.
Feb. 14	Sat.	Northern Arizona *	Missoula	Dahlberg Arena (7,200)	7 p.m.
Feb. 19	Thurs.	at Weber State *	Ogden, Utah	Dee Events Center (11,500)	7 p.m.
Feb. 21	Sat.	at Idaho State *	Pocatello, Idaho	Reed Gymnasium (3,040)	2 p.m.
Feb. 26	Thurs.	Northern Colorado *	Missoula	Dahlberg Arena (7,200)	7 p.m.

March

<u>Date</u>	<u>Day</u>	<u>Opponent</u>	<u>Site</u>	<u>Arena</u>	<u>Time</u>
March 5	Thurs.	Eastern Washington *	Missoula	Dahlberg Arena (7,200)	7 p.m.
March 7	Sat.	Portland State *	Missoula	Dahlberg Arena (7,200)	2 p.m.

Postseason Tournaments

March 12-14	Thurs.-Sat.	Big Sky Conference Tournament (at Big Sky Conference regular-season champion)			
March 21, 23	Sat., Mon.	NCAA Tournament first and second rounds (Albuquerque, N.M.; Chattanooga, Tenn.; Columbus, Ohio; Duluth, Ga.; Los Angeles, Calif.; Piscataway, N.J.; San Diego, Calif.; Seattle, Wash.)			
March 22, 24	Sun., Tues.	NCAA Tournament first and second rounds (Baton Rouge, La.; Bowling Green, Ky.; College Park, Md.; East Lansing, Mich.; Iowa City, Iowa; Lubbock, Texas; Notre Dame, Ind.; Storrs, Conn.)			
March 28-31	Sat.-Tues.	NCAA Tournament regionals (Berkeley, Calif.; Raleigh, N.C.; Oklahoma City, Okla.; Trenton, N.J.)			
April 5, 7	Sun., Tues.	NCAA Final Four (St. Louis, Mo.)			

2008-09 Travel Plans

Idaho

Depart: Monday, Nov. 17
Return: Tuesday, Nov. 18

Best Western University Inn
 Moscow, Idaho
 208-882-0550

Denver

Depart: Tuesday, Dec. 16
Return: Wednesday, Dec. 17

The Inverness
 Englewood, Colo.
 303-799-5800

Portland State/Eastern Washington

Depart: Wednesday, Jan. 28
Return: Saturday, Jan. 31

Marriott City Center
 Portland, Ore.
 503-552-2201

Caribbean Challenge

Depart: Sunday, Nov. 23
Return: Saturday, Nov. 29

Moon Palace Resort
 Cancun, Mexico
 011-52-998-881-6000

Northern Arizona/Sacramento State

Depart: Wednesday, Jan. 7
Return: Saturday, Jan. 10

Hilton Garden
 Flagstaff, Ariz.
 928-226-888

Oxford Suites
 Spokane, Wash.
 509-353-9000

Montana State

Depart: Friday, Feb. 6
Return: Saturday, Feb. 7

Wingate
 Bozeman, Mont.
 406-582-4995

Oregon

Depart: Wednesday, Dec. 3
Return: Friday, Dec. 5

Red Lion
 Eugene, Ore.
 541-342-5201

Larkspur Landing
 Sacramento, Calif.
 916-283-0543

Northern Colorado

Depart: Friday, Jan. 23
Return: Sunday, Jan. 25

Holiday Inn Express
 Greeley, Colo.
 970-330-7495

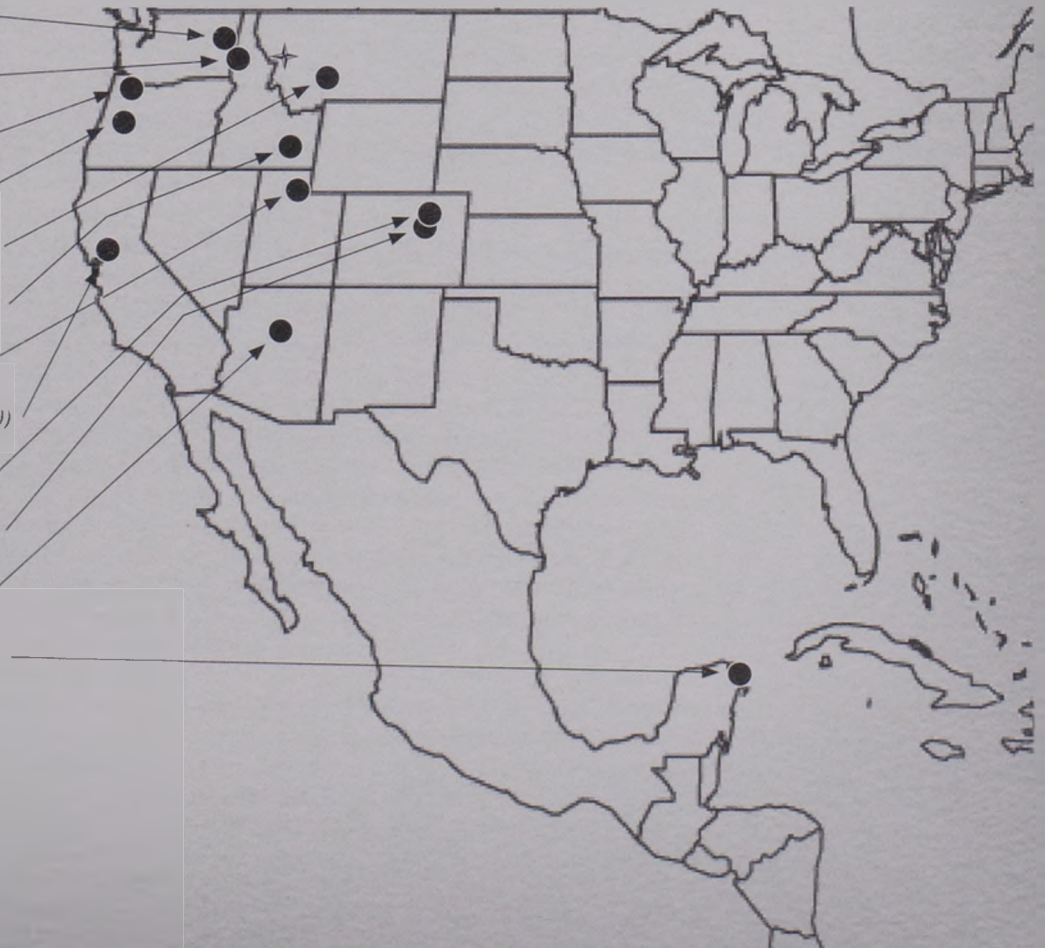
Weber State/Idaho State

Depart: Wednesday, Feb. 18
Return: Saturday, Feb. 21

Courtyard Marriott
 Layton, Utah
 801-217-2300

Red Lion
 Pocatello, Idaho
 208-233-2200

Cheney, Wash. (Saturday, Jan. 31)
 Moscow, Idaho (Tuesday, Nov. 18)
 Portland, Ore. (Thursday, Jan. 29)
 Eugene, Ore. (Thursday, Dec. 4)
 Bozeman, Mont. (Saturday, Feb. 7)
 Pocatello, Idaho (Saturday, Feb. 21)
 Ogden, Utah (Thursday, Feb. 19)
 Sacramento, Calif. (Saturday, Jan. 10)
 Greeley, Colo. (Saturday, Jan. 24)
 Denver, Colo. (Wednesday, Dec. 17)
 Flagstaff, Ariz. (Thursday, Jan. 8)
 Cancun, Mexico
 (Wednesday, Nov. 26 - Friday, Nov. 28)



When the University of Montana women's basketball team took the floor for the 2007-08 season, the goal was to make amends for missing out on the NCAA tournament the spring before. The 2006-07 team had gone 27-2 in the regular season, but an upset loss at home to Northern Arizona in the Big Sky Conference tournament semifinals put a no-NCAA stamp on an otherwise sensational season.

Once again hosting the Big Sky tournament, last year's team made it through to advance to the NAAs, but after averaging over 97 points per game in two BSC tournament games and appearing to be peaking at just the right time, Montana dropped a disappointing 75-47 decision to Vanderbilt in a first-round game in Albuquerque, N.M.

And so the progression continues one more step when the Lady Griz open practice for 2008-09. Step one: make the NCAA tournament. Step two: make the NCAA tournament, then have a better showing.

"The previous year (2006-07) we had a great season with a disappointing ending," coach **Robin Selvig**, who is entering his 31st year, says. "Last year we had a great season with a disappointing game (against Vanderbilt). It's never a disappointing ending when you're playing in the NAAs, but it was a disappointing game.

"That game didn't take the luster off a great year, but we didn't show how good we were.

"We don't want to get ahead of ourselves, because you never know how a season is going to go and every other Big Sky Conference team wants to get there as well, but we're motivated to get back to the NAAs and show we can go toe-to-toe with the best teams in the country."

Selvig, who with a 30-year record of 697-199 is three victories away from reaching another milestone with win No. 700, will have a talented, experienced group of returners to use as a base for the upcoming season, most notably a senior class of **Mandy Morales**, **Britney Lohman**, **Tamara Guardipee** and **Sonya Rogers**.

Each has three years of extensive experience, and they have plenty of on their resumes.

Morales (5-9, guard) is a three-time Kodak/WBCA honorable mention All-American and led the team in both scoring average (16.2/g) and assists (5.0/g) for the third straight year.

2008-09 AT A GLANCE

Starters Returning (4)

Name	Yr.	Pos.	Ht.	PPG	RPG
Tamara Guardipee	Sr.	C	6-2	5.5	4.8
• No. 6 on Montana's career blocks list with 127 •					
Britney Lohman	Sr.	F	6-1	8.9	5.6
• 2007-08 Big Sky Conference Defensive Player of the Year •					
Mandy Morales	Sr.	G	5-9	16.2	4.6
• Three-time honorable mention Kodak/WBCA All-American •					
Sonya Rogers	Sr.	G	5-7	12.4	2.9
• 2007-08 NCAA leader in 3-point field goal percentage (.486) •					

Letter-winners Returning (5)

Name	Yr.	Pos.	Ht.	PPG	RPG
Lauren Beck	Jr.	G/F	6-0	4.0	2.4
Shadra Robison	Jr.	C	6-3	1.3	1.2
Sarah Ena	So.	F	5-11	5.1	3.1
Jessa Linford	So.	F	6-1	1.7	1.0
Stephanie Stender	So.	G/F	5-11	1.1	0.2

Others Returning (1)

Name	Yr.	Pos.	Ht.	Note
Misty Atkinson	RS-Fr.	G/F	5-10	Redshirt in 2007-08

Starters Lost (1)

Name	Pos.	Ht.	Note
Johanna Closson	F	6-0	9.8 ppg, 5.3 rpg, 26.8 mpg

Letter-winners Lost (3)

Name	Pos.	Ht.	Note
Dana Conway	G/F	5-10	3.7 ppg, 2.2 rpg, 14.6 mpg
Laura Cote	G	5-8	8.1 ppg, 3.1 rpg, 23.1 mpg
Dvera Tolbert	F	6-0	3.1 ppg, 2.0 rpg, .532 fg%

Newcomers (4)

Name	Yr.	Pos.	Ht.	Hometown
Shaunte Nance-Johnson	Jr.	G	5-5	Tacoma, Wash.
Ashley Ferda	Fr.	G	5-6	Whitefish, Mont.
Alexandra Hurley	Fr.	G/F	5-11	Anaconda, Mont.
Tianna Ware	Fr.	G	5-10	Bakersfield, Calif.

WIN No. 700

Robin Selvig begins his 31st year with a record of 697-199 (.778). He enters the season ranking seventh on the list of winningest active Division I coaches in both victories and winning percentage.

When Montana notches its third win of the season, Selvig will become the ninth coach in women's Division I history to reach 700 wins. Of those nine, only Tennessee's Pat Summitt, Georgia's Andy Landers and Selvig have done so at the same school. Of those three, only Selvig was a student-athlete at the school for which he now coaches.

With 697 career victories in just 896 games coached, Selvig is on the verge of becoming one of the fastest coaches to reach the 700-win mark in NCAA men's or women's basketball history. Legendary Kentucky coach Adolph Rupp tops the list, reaching 700 wins in his 836th game. Summitt hit 700 in her 847th game, former UNLV coach Jerry Tarkanian in his 876th game and Stanford's Tara VanDerveer in her 885th game.

It took former Texas coach Jody Conradt 899 games. Former North Carolina coach Dean Smith, who's next on the list, reached 700 wins in his 904th game.

"It's not that 700 wins doesn't mean anything to me, but within the context of this season it doesn't," explained Selvig. "All our games this year are about this year's team. How many wins the coach happens to have is secondary.

"It's important that the girls aren't out there trying to win No. 700 for Coach Selvig. We want to win a lot of games this year. That will just happen to be one of them.

"It'll be a nice thing, but it doesn't have anything to do with what we want to do with this year's team."



The three-time unanimous All-Big Sky Conference selection and 2006-07 Big Sky MVP enters her senior season ranking No. 4 on the Lady Griz career scoring list with 1,400 points and No. 6 on the assists list with 435.

Morales, who has a career scoring average of 17.5 points per game, shot 46.1 percent from the field and 83.7 percent from the line last winter, a key area of scoring production for an aggressive, physical point guard who got to the line a team-high 129 times.

"We're expecting a great senior year out of Mandy," Selvig said. "She's had a great career to this point, but she's motivated to be even better. She is just a fundamentally sound player in all areas of the game who makes people around her better. And that's the ultimate compliment."


After earning Selvig's praise as the team's top defensive player since her freshman year, Lohman (6-1, forward) broadened that appreciation as a junior, earning Big Sky Conference Defensive Player of the Year in a vote of the league's coaches.

Lohman, a second team All-Big Sky pick as a sophomore and junior and a three-time Academic All-Big Sky selection, averaged just under nine points per game last year and led the team in both rebounding (5.6/g) and blocked shots (28).

"Britney has become a heck of an all-around player," Selvig said. "She's a great defender, but she is also very good offensively as well. What you hope for all your players is that they continue to get better throughout their career, and Britney has done that."

Guardipee (6-2, center) has played in all 91 of Montana's games since her freshman year, getting 88 starts at the post, but her role in 2008-09 is still up in the air

SENIORS



with Selvig's intention of putting a faster, quicker team on the floor.

Guardipee ranks No. 6 on the Montana career list with 127 blocks and has career averages of 6.7 points and 5.7 rebounds per game.

"The question with Tam is, can she play with the quickness we want to play at this year?" Selvig said. "We're hoping

she can get into top physical condition because, as she's shown the last three years, she's a very talented post player. She's got a lot of tools."

The one player Selvig needn't worry about adapting to a quicker, faster approach is the indefatigable Rogers (5-7, guard), who led the nation in 3-point shooting last year at 48.6 percent while

THE DEFENDER

It only took senior Britney Lohman one season before Lady Griz coach Robin Selvig was praising her as the team's top defender, which he admitted was rare for a freshman. Three seasons later Lohman is still the team's top and most versatile defender, and now it's become a conference-wide honor.

Last March Lohman was voted by the league's coaches as the Big Sky Conference Defensive Player of the Year.

Lohman was fourth on the team in scoring last year, averaging 8.9 points per game, and led the team in both rebounding (5.6/g) and blocked shots (28). She also led the team in a category that isn't quite so easy to put into numbers: absorbing punishment.

"It takes the total package to make a great defender, and Britney's got it," Selvig says. "Physically she's a great defender because she's got good feet, she's strong and she's a great competitor. But she'll also take punishment, which is extremely important. Basketball isn't a game of delivering punishment. It's a game of taking punishment, in my view. Britney will take a charge."

"It's also the mental part that makes a great defender. Britney anticipates, she has a great feel for playing defense and she is always mentally active on the defensive end. She sees the whole picture. She's a great team defender."

"There are kids who can guard their own player, but Britney does that plus sees the whole defensive picture."



JUNIORS



hitting a program-record 72 threes. Rogers averaged just under 30 minutes of action per game as a junior, ranking second on the team in scoring (12.4/g) while shooting 46.9 percent from the field, 48.6 percent from three and 84.0 percent from the line.

Rogers, who enters the season 130 points from 1,000 for her career, was a second team All-Big Sky pick in 2006-07 and an honorable mention selection last year.

"Sonya is not only a great 3-point shooter and scorer, but she is someone who plays hard all the time," Selvig said.

"She can do that because she's in such great physical condition. She plays hard every second on both ends of the floor. She's just relentless when she's on the court."

Between them, the senior foursome has 348 games played and 265 starts under its collective belt.

"This class has had a really large impact in their careers, and that was actually a little bit of a surprise," Selvig admits.

"Their sophomore year they were key members on a team that won 27 games, and we were like, wow, this is a pretty

good crew."

What made the Lady Griz successful in 2007-08 will most likely be their modus operandi in 2008-09, especially with Morales and Rogers in the backcourt: Get up and down the floor, and shoot the heck out of the ball from all over the court.

"Between Mandy and Sonya at the one and two, obviously our guards are a big part of what we want to do," Selvig said.

Montana averaged 74.8 points per game last year, 17th in the nation and the second-highest average in team history. They shot 44.1 percent from the field, but the Lady Griz were terrors from 3-point range. The most prolific 3-point shooting team in program history, they shot 39.2 percent from three and connected on 201 of their attempts, an average of over six makes per game.

The team's 3-point field goal percentage ranked sixth nationally.

Montana also lit it up from the line last year, shooting 77.6 percent, the best percentage in team history and the eighth best percentage in the country. Five of UM's top six scorers last winter shot better than 80 percent from the line.

At the same time, Montana held to its long-standing defensive precepts that have defined the program the last three decades. The team allowed its opponents to shoot 36.4 percent, which topped the Big Sky Conference and ranked 20th nationally.

"We have a good nucleus with two experienced senior guards and Britney in the post," Selvig said. "It's a luxury to have that much experience back. It means that we should not only get better, but be more consistent day in and day out. As a coach, I should kind of know what I'm going to get, which isn't always the case."

With the loss of Johanna Closson, Dana Conway and Laura Cote to gradu-

THE SHOOTER

The nation's best 3-point shooter in 2007-08 went 0-for-4 from 3-point range in her opening game of the season as part of an overall 3-for-12 shooting performance in Montana's 70-64 loss at Boise State. That aberration out of the way, senior (then junior) Sonya Rogers went on a 15-for-24 3-point streak over the Lady Griz' next four games, and it was lights-out shooting for the rest of the season.


Rogers would shoot an NCAA-best 48.6 percent from 3-point range on the season. Take away the opener at Boise State and Rogers was an even 50 percent (72-for-144) the rest of the way.

She had six games of at least four treys, 13 with three or more.

Rogers lit up Montana State in Montana's Big Sky Conference opener in early January for a season-high 32 points, knocking down 5-of-6 attempts. She would go on to shoot 51.6 percent (33-for-64) from 3-point range during league play.

"Sonya is a fundamentally sound shooter, but it's her quick release that's huge for her," Selvig said. "People try to guard against it, but she doesn't need much time or space to get her shot off."

"What also helps her perimeter shooting is that she is a darn good scorer from anywhere, especially around the basket. There are some kids when they are around the basket that the ball almost always seems to roll off the rim for some reason. Then there are those whose shots almost always seem to go in. That's Sonya. She's got one of those touches that the ball always seems to roll in."



ation, and the departure from the team of Dvera Tolbert (who would have been a sophomore), plenty of questions will need to be answered and roles determined despite the experienced senior class.

"There are a lot of new roles that will need to be developed," Selvig said. "You just don't know how things will shake at this point of the season.

"We've got some freshmen that I think can help us, and we'll have a different look inside. I wouldn't say new team, new look because we return what we do, but I think in some ways we're going to be quicker and faster.

"Our goal, like always, is, can we be a better team this year? It's that simple: let's be a better team."

Juniors

Six months ago it appeared that **Lauren Beck** and **Shadra Robison** were destined to be a two-person class. That changed in the summer when Montana signed point guard **Shaunte Nance-Johnson** out of Yakima Valley Community College.

Beck (6-0, guard/forward) has played in 61 games her first two seasons, averaging over 12 minutes per game. The versatile six-footer has seen minutes at every position from the point to the four, though her future, at least in 2008-09, might be more interior-based, due both to the personnel makeup of this year's team and Beck's wide-ranging talents.

"Lauren is playing well enough that we need to get her on the floor this year," Selvig said. "With Johanna and Dvera gone and Tamara only available for so many minutes, there are some opportuni-

ties inside. She's tall and long-armed and can change shots, so we're looking at giving Lauren an opportunity to play on the inside this year."

The available interior roles also point toward Robison (6-3, center) seeing more action this year. She's played in 34 games in a reserve role her first two seasons.

Nance-Johnson (5-5, guard) joined the team as part of a package deal with her husband Anthony Johnson, who joined the Grizzly men's team also out of Yakima Valley.

Nance-Johnson last played for the Yaks in 2006-07 after beginning her collegiate career at Northwest Nazarene in 2005-06.

SOPHOMORES



She spent last year coaching the girls' basketball team at Riverside Christian School in Yakima while Anthony finished his second year at YVCC.

"Shaunte is going to help us immediately this year because she's a different type of player than the ones we already have on this team," Selvig said. "She's a prototype point guard who has great leadership ability and knows how to run a team."


Sophomores

Jessa Linford and **Stephanie Stender** both saw the first playing time of their col-

Coach Robin Selvig and the Lady Griz have made Missoula and Dahlberg Arena one of the toughest places to play in America. Selvig has coached Montana to a 414-44 (.904) record at home, going 405-38 (.914) at Dahlberg Arena. (Montana played its home games in 1998-99 at Sentinel High School, which resulted in a 9-6 home record.) Only Tennessee at Thompson-Boling Arena (.942), Connecticut at Gampel Arena (.933) and Louisiana Tech at Thomas Assembly Center (.920) enjoy more of a home-court advantage.

The Lady Griz went 17-0 at home last winter and have gone 32-1 at Dahlberg Arena over the last two seasons.

With last year's unblemished mark, Montana has now had eight seasons with a perfect home record. Last year's 17 wins tied the 1987-88 and 1993-94 teams for most home victories in a season and gave the Lady Griz their first unbeaten season at home since going 16-0 in 1995-96.



FRESHMEN



legiate careers in 2007-08 after redshirting the year before. **Sarah Ena** played last year as a true freshman.

Ena entered her freshman season a candidate to redshirt, but after playing well in Montana's three exhibition games, Selvig determined Ena's abilities would be of benefit to the team immediately.

Ena was steady throughout her opening season, playing in all 32 games and finishing with averages of 5.1 points and 3.1 rebounds per game. She averaged just over 10 minutes per game off the bench.

"Sarah had a real nice freshman year," Selvig said, "and I'm expecting that she

will just keep improving. She's got speed and strength and is a really good athlete. And she's a quick jumper. She reminds me a lot of (former Lady Griz) Ann Lake: just relentless on the boards."

Linford (6-1, forward) and Stender (5-11, guard/forward) both played in 15 games last year, with both averaging around five minutes per game.

Like the other interior players, Linford could see a bump in minutes as a sophomore with the openings at those spots.

"Jessa made great strides last year," Selvig said. "She played really well the last couple of months of the season, espe-

cially in practice. A lot of possible roles have opened up for Jessa this year."

Freshmen

Misty Atkinson (5-10, guard/forward) was Montana's lone redshirt in 2007-08. She will be joined in the freshman class by newcomers **Ashley Ferda**, **Ali Hurley** and **Tianna Ware**.

Ferda (5-6, guard) is being eyed as Montana's point guard of the future. A multi-sport athlete at Whitefish (Mont.) High, Ferda was a multiple-time volleyball and track & field state champion and a three-time all-state selection in basketball.

Hurley (5-11, guard/forward), whom Selvig describes as "a basketball junkie," scored 1,698 points in her career at Anaconda (Mont.) High to break the school's 58-year-old scoring record. The younger sister of Tyler, a member of the Grizzly men's team, Hurley led the Copperheads to the 2008 Class A state title.

Ware (5-10, guard) averaged 18 points and eight rebounds per game as a senior at Ridgeview (Calif.) High. She was a four-time All-Southwest Yosemite League selection and also a standout track & field athlete.

All three incoming freshmen were 2008 McDonald's All-America team nominees.

"All three freshmen bring certain abilities and skills and will be great additions to the program," Selvig said. "Plus they are all great kids."

"I think we did a lot of good with this class in shoring up some weaknesses and enhancing some strengths."

In what seems to be an annual proclamation: the Lady Griz will face a difficult non-conference schedule in 2008-09. When coach Robin Selvig released his upcoming schedule back in July, the 29-game listing featured 10 matchups against teams that won at least 20 games last season and included two opponents that played in the 2008 NCAA tournament in addition to five others that made the WNIT.


Both NCAA tournament opponents come in the opening two weeks of the season. Montana opens the season at home against Wyoming on Sunday, Nov. 16, and faces Maryland, coming off a No. 1 seed at last spring's NCAA tournament and ranked in the top 10 nationally in pre-season polls, Thanksgiving Day in Cancun, Mexico.

The Lady Griz' other two opponents in Cancun, Illinois and South Dakota State, were both WNIT participants in 2008.

In all, four of UM's first five opponents (and five of its first seven) made national tournaments in 2008.

"You want every team to be challenged at the right level," Selvig said. "Playing too tough of an early schedule, depending on how good you are, can set you back. But we anticipate having a pretty good team, and you can't beat someone if you don't play them."

"This schedule gives us a couple of opportunities. First, it gives us a chance to make some noise. Second, even if we don't make a lot of noise, with a good, experienced team, we should be able to get better from these games no matter what happens."



THE SCHEDULE

THE COACHES

COACH ROBIN SELVIG



Robin Selvig

Head coach ::: 31st year ::: Montana ('74)

When the 2008-09 University of Montana women's basketball season opens, it will be hard to determine which is more remarkable: that head coach Robin Selvig will be on the sideline for his 31st year, or the magnitude of the numbers that Selvig and the Lady Griz program keep accumulating.

- Selvig, with a 30-year record of 697-199, ranks No. 7 on the list of winningest active Division I coaches in victories. He ranks behind only Pat Summitt of Tennessee (983), Vivian Stringer of Rutgers (804), Sylvia Hatchell of North Carolina (784), Kay Yow of North Carolina State (729), Tara VanDerveer of Stanford (724) and Andy Landers of Georgia (707).

Add in former coaches Jody Conradt of Texas (900) and Sue Gunter of LSU (708) and Selvig ranks ninth all-time.

- At 77.8 percent, Selvig also ranks No. 7 on the list of successful coaches in terms of winning percentage, ranking behind only Summitt (.844), Geno Auriemma of Connecticut (.843), VanDerveer (.794), Gail Goetseniors of Texas (.789), Wes Moore of Chattanooga (.785) and Joe Foley of Arkansas-Little Rock (.779).


- With 697 career victories in just 896 games coached, Selvig is on the verge of becoming one of the fastest coaches to reach the 700-win mark in NCAA men's or women's basketball history. Legendary Kentucky coach Adolph Rupp tops the list, reaching 700 wins in his 836th game. Summitt hit 700 in her 847th game, former UNLV coach Jerry Tarkanian in his 876th game and VanDerveer in her 885th game.

It took Conradt 899 games, which Selvig would match with a 3-0 start this season. Former North Carolina coach Dean Smith reached 700 wins in his 904th game.

Landers made it to 700 last winter in his 918th game, Stringer reached 700 wins in her 940th game, Hatchell in her 966th game. Gunther (1,004) and Yow (1,021) made it in just over 1,000 games.

Other notables from the men's game include Kansas's Phog Allen (938), Duke's Mike Krzyzewski (940) and Indiana's Bob Knight (956).

- Selvig will become the ninth coach in women's Division I history to reach 700 wins. Only Summitt, Landers and Selvig have done so at the same school. Of those three, only Selvig was a student-athlete at the school for which he now coaches.



- Selvig and the Lady Griz have made Missoula and Dahlberg Arena one of the toughest places to play in America. Selvig has coached Montana to a 414-44 (.904) record at home, going 405-38 (.914) at Dahlberg Arena. Only Tennessee at Thompson-Boling Arena (.942), Connecticut at Gampel Arena (.933) and Louisiana Tech at Thomas Assembly Center (.920) enjoy more of a home-court advantage.

The 2008-09 season will be Selvig's 31st as coach of the Lady Griz and his 36th year of affiliation with University of Montana athletics. Selvig was a four-year member of the Grizzly basketball team (1970-71 to 1973-74), coached the men's freshman team in 1974-75 and was named UM's women's basketball coach June 6, 1978, after coaching high school girls' basketball in Plentywood, Mont., for three seasons.

In 2007-08, his 30th season, Selvig led the Lady Griz to a record of 25-7 and the program's 21st regular-season conference championship, 17th conference tournament championship and 17th NCAA tournament appearance.

Montana won the Big Sky Conference regular-

Coch Selvig and the Lady Griz: Thirty Years ...

... 697 wins	::::	... 28 winning seasons	::::	... 26 20-win seasons
... 22 national tournament appearances	::::	... 21 conference championships		
... 17 postseason conference championships	::::	... 77 all-conference players		
... One Kodak All-American	::::	... Ten Kodak honorable mention All-Americans		
... 104 academic all-conference players	::::	... 11 conference most valuable players		
... 18 conference coach of the year awards	::::	... Nine WBCA District VII Coach of the Year awards		

season title with a 13-3 league record, rolled to the Big Sky tournament title averaging over 97 points per game in two victories and earned a No. 13 seed to the 2008 NCAA Tournament, where UM dropped a first-round game to No. 4 Vanderbilt, 75-47, in Albuquerque, N.M.

In his first 30 seasons, Selvig has posted 28 winning seasons and 26 20-win seasons, a feat surpassed only by Summitt (32 20-win seasons), Conradt (29) and Stringer (29), and been honored by his peers as the conference coach of the year 18 times.

Selvig has coached one Kodak All-American, 11 conference MVPs, 77 all-conference selections and 104 academic all-conference players.

Upon his hiring in 1978, Selvig inherited a team that had gone 11-27 in the two seasons prior to his arrival. Success came quickly for the Lady Griz program under Selvig's guidance and has continued with few interruptions for 30 years.

Selvig's three decades of success have been impressive in their consistency and have been accomplished with similar methods year after year: superior team defense, turning great crowd support into a dominating home-court advantage and remarkable league performance.

Team Defense

Seven different Montana teams have led the nation in a defensive category. The trend started early in Selvig's career, when his fourth team, 1981-82, led the country in points allowed (53.3/g). Four more times the Lady Griz led the nation in scoring defense. Twice they have ranked first in field goal percentage defense.

Selvig's 2007-08 team led the Big Sky Conference in field goal percentage defense at 36.4 percent and ranked 20th nationally.

Far from a defense-only team, a balanced Montana squad also averaged nearly 75 points

per game in 2007-08 to rank 17th nationally, shooting over 44 percent for the season. In addition, the Lady Griz ranked sixth nationally in 3-point field goal percentage (.392) and eighth in free throw percentage (.776).

Home Support

Prior to Selvig's first year, Montana women's basketball games were attended by an average of fewer than 200 fans per game. The support the Lady Griz enjoy today (Montana's average home attendance of 3,934 ranked 29th in the nation last year) did not happen overnight, but rather was a gradual process.

By 1982-83 UM had cracked the 1,000 mark for average attendance (1,180). Just five years later, 1987-88, the average had jumped to 3,119 fans per game, which ranked sixth in the nation that year, and the fans have continued flooding into Dahlberg Arena.

Montana averaged a program-high 5,235 fans per game in 1994-95.

UM has had eight seasons with a perfect home record, including last year's unblemished 17-0 mark. The 17 wins tied the 1987-88 and 1993-94 teams for most home victories in a season and gave the Lady Griz their first unbeaten season at home since going 16-0 in 1995-96.

Conference Dominance

Montana's success in league play (first the Northwest Women's Basketball League, then the Mountain West Conference and now the Big Sky Conference) under Selvig, on the other hand, was far from gradual. He took a team that went 4-19 in league play in '77 and '78 and turned it into a second-place finisher in the NWBL with his first team in 1978-79.

Selvig's first 20 teams would finish either first or second in their conferences. To date Selvig's teams have gone 369-65 in league play, a .850 winning percentage. Perhaps more

Selvig Year-by-Year

Year	Overall	Conf.	Finish
1978-79	13-13	5-6	2nd
1979-80	19-10	7-6	2nd
1980-81	22-8	9-3	1st
1981-82 #	22-5	12-0	1st
1982-83 !	26-4	13-1	1st
1983-84 !	26-4	14-0	1st
1984-85 \$	22-10	11-3	T-2nd
1985-86 !	27-4	13-1	1st
1986-87 \$	26-5	12-0	1st
1987-88 !	28-2	15-1	1st
1988-89 !	27-4	16-0	1st
1989-90 !	27-3	16-0	1st
1990-91 !	26-4	16-0	1st
1991-92 !	23-7	13-3	2nd
1992-93	23-5	13-1	T-1st
1993-94 !	25-5	12-2	T-1st
1994-95 !	26-7	12-2	1st
1995-96 !	24-5	13-1	1st
1996-97 !	25-4	16-0	1st
1997-98 !	24-6	15-1	T-1st
1998-99	12-16	7-9	T-5th
1999-00 !	22-8	13-3	1st
2000-01	21-9	11-5	T-2nd
2001-02	19-10	10-4	T-3rd
2002-03 \$	20-10	10-4	3rd
2003-04 !	27-5	14-0	1st
2004-05 !	22-8	13-1	1st
2005-06	21-7	10-4	2nd
2006-07 \$	27-4	15-1	1st
2007-08 !	25-7	13-3	1st
Totals	697-199 (.778)	369-65 (.850)	

AIAW national tournament
\$ WNIT national tournament
! NCAA national tournament

Selvig All-Time

Overall Record:	697-199	(.778)
Home:	414-44	(.904)
Road:	244-123	(.665)
Neutral:	39-32	(.549)
Conference Record:	369-65	(.850)
Home:	200-18	(.917)
Road:	169-47	(.782)
Non-Conf. Record:	281-101	(.736)
Home:	180-21	(.896)
Road:	72-63	(.533)
Neutral:	29-17	(.630)
Postseason Record:	51-38	(.573)
Conf. tournament:	44-13	(.772)
AIAW:	0-1	(.000)
WNIT:	1-7	(.125)
NCAA:	6-17	(.261)




Winningest Active Division I Coaches*(by winning percentage)*

<i>Coach, Team</i>	<i>Years</i>	<i>Won</i>	<i>Lost</i>	<i>Pct.</i>
1. Pat Summitt, Tennessee	34	983	182	.844
2. Geno Auriemma, Connecticut	23	657	122	.843
3. Tara VanDerveer, Stanford	29	724	188	.794
4. Gail Goestenkors, Texas	16	418	112	.789
5. Wes Moore, Chattanooga	19	444	122	.786
6. Joe Foley, Arkansas-Little Rock	21	533	151	.779
7. Robin Selvig, Montana	30	697	199	.778

Winningest Active Division I Coaches*(by victories)*

<i>Coach, Team</i>	<i>Years</i>	<i>Wins</i>
1. Pat Summitt, Tennessee	34	983
2. Vivian Stringer, Rutgers	37	804
3. Sylvia Hatchell, North Carolina	33	784
4. Kay Yow, North Carolina State	37	729
5. Tara VanDerveer, Stanford	29	724
6. Andy Landers, Georgia	29	707
7. Robin Selvig, Montana	30	697



season, tying for the Big Sky Conference regular-season title with an 11-3 league record.

tournament trips.

In 1982-83 Montana made its first trip to the NCAA tournament, losing at Louisiana-Monroe, 72-53.

In 1983-84 the No. 4 seed Lady Griz had a breakthrough victory when they won their first NCAA tournament game, a 56-47 home-court victory over No. 5 Oregon State.

Starting in 1987-88, Selvig would take Montana to the NCAA tournament 10 of the next 11 seasons.

When the Lady Griz began Big Sky Conference play in 1988-89, the success they had in the NWBL and MWC did not stop. Montana won the first three Big Sky Conference women's basketball titles with perfect 16-0 marks. The team has gone 258-44 (.854) in Big Sky play overall, winning 14 conference titles in 20 seasons.

In February 2001 Selvig was inducted into the Grizzly Sports Hall of Fame.

Selvig has been recognized often for his coaching. He won his first conference coach of the year award after the 1981-82 NWBL season. Seventeen more league accolades have followed, with five Mountain West and 12 Big Sky conference coach of the year awards.

Selvig has also been named the Women's Basketball Coaches Association (WBCA) District VII Coach of the Year nine times.

Following the 1990-91 season, Selvig was one of three finalists for national coach of the year honors.

An influential member of the Missoula community, Selvig has served as the director of the Montana Special Olympics and as a spokesman for Missoula Youth Homes.

A native of Outlook, Mont., Selvig came from a family of eight children. His brother, Doug, and sister, Sandy, were both University of Montana basketball letter-winners. His nephew, Derek, is a redshirt freshman on the Grizzly men's basketball team.

Selvig and his wife, Janie, have two adult sons. Jeff and wife Mariana live in Los Angeles. Dan resides in San Francisco.

impressive than the Lady Griz' 200-18 (.917) record at home in those games is their 169-47 road record, a .782 winning percentage.

Grizzly in His Blood

While Selvig is entering his 31st season as coach of the Lady Griz, his association with the University goes back to the fall of 1970, when the Outlook, Mont., native matriculated at UM as a student-athlete himself.

Selvig was a four-year member of the Grizzly basketball team, earning second team All-Big Sky honors as a senior. In his final year of competition he was also presented the John Eaheart Award as the team's top defensive player and the Grizzly Cup, given to UM's best all-around athlete, scholar and person.

Selvig played his final three years for former Griz and Michigan State coach Jud Heathcote. Montana went 19-8 Selvig's senior

Selvig graduated in the spring of 1974 with a degree in health and physical education. He was inducted into the Grizzly Basketball Hall of Fame in February 1983.

After coaching the Montana men's freshman team to a 10-8 record in 1974-75, Selvig took over the girls' basketball program at Plentywood High, where he totaled a 38-24 record over three seasons.

Selvig was hired by UM Director of Athletics Harley Lewis June 6, 1978, taking over a team that had gone 7-13 the previous season.


Selvig's first Montana team finished 13-13 and in second place in the NWBL Mountain Division and, in a sign of things to come, led the league in scoring defense.

Montana's modest improvement to .500 in Selvig's first year blossomed into a stretch of success that rivals any team's in the country.

After going 19-10 in 1979-80, Montana went 22-8 in 1980-81, winning the program's first league title. Those years started a string of 19 consecutive winning seasons and 18 straight 20-win seasons.

Montana made its first of 22 national tournament appearances in 1981-82, losing a tight 57-52 decision to Wayland Baptist in the opening round of the AIAW national tournament in Berkeley, Calif.

After coaching Montana in the NWBL for four seasons, Selvig and the Lady Griz moved to the Mountain West Conference in 1982-83. Montana dominated that league for six seasons, going 78-6 in conference play, winning five regular-season league titles and four postseason conference championships and earning four NCAA





Annette Rocheleau

Assistant coach :: 28th year :: Montana ('82)

The 2008-09 season is Annette Rocheleau's 28th year as Robin Selvig's top assistant. Rocheleau, a former two-year Lady Griz player (1979-80, 1980-81), joined the UM coaching staff as the junior varsity coach for the 1981-82 and 1982-83 seasons before becoming Montana's first full-time assistant coach in September 1983.

Rocheleau has been on the Lady Griz coaching staff for all 17 of the program's NCAA tournament appearances and has either played on or coached all 21 regular-season conference champion teams.


As a player, junior varsity coach and full-time assistant coach, Rocheleau has been part of all but 13 of Coach Selvig's 697 career victories.

Formerly Annette Whitaker, Rocheleau arrived at Montana as a walk-on in 1979 and made the Lady Griz team and became the starting point guard and team captain her first season. Rocheleau was also the team captain as a senior and was named the team's most inspirational player. In her two seasons she totaled 132 assists.

Rocheleau transferred to Montana from Wenatchee Valley (Wash.) Junior College, where she won two state junior college championships.


A 1977 graduate of Cashmere (Wash.) High School, she was a four-year letter-winner in both basketball and tennis for the Bulldogs.

Rocheleau received her bachelor's degree in health and physical education from UM in 1982.



Rocheleau served as the Grizzlies' assistant golf coach in 1992-93 and 1993-94, the first two seasons of collegiate women's golf at UM. She served as the assistant director of the Montana Special Olympics in both 1990 and 1991 and was the 2005 Ed Chinske Memorial Award winner at the Smurfit-Stone/KPAX Sports Banquet, which recognized her for services as a professional in athletics.

Rocheleau is married to Kevin Rocheleau, a former Grizzly basketball player. They have three sons, Beau (29), Brian (29) and Ty (10), and a daughter, Trae (14).



Shannon Schweyen

Assistant coach :: 17th year :: Montana ('93)



The 2008-09 season marks Shannon Schweyen's 17th year as an assistant coach under Robin Selvig. A Kodak All-American as a player for the Lady Griz (1988-89 to 1991-92), Schweyen joined the UM coaching staff as a student assistant in 1992 and was appointed to a full-time position in 1993.


As a player, Schweyen led Montana to four NCAA tournaments, three Big Sky Conference regular-season titles and a record of 103-18. As a coach, she has been a part of nine more NCAA tournament teams, 11 BSC regular-season titles and 363 victories.

After earning honorable mention Kodak All-American honors as a sophomore and junior, the former Shannon Cate became the Big Sky Conference's only first team Kodak All-American as a senior. She put an exclamation point on her senior year and career by scoring 34 points in leading No. 11 Montana to an 85-74 upset victory at No. 6 Wisconsin in the 1992 NCAA tournament.

Schweyen was a two-time Big Sky MVP, a three-time Big Sky tournament MVP and a three-time Lady Griz MVP. She was also a four-time Academic All-Big Sky selection and the 1992 recipient of the Grizzly Cup, an annual award given to a UM student-athlete for outstanding scholarship and athletic performance.

Schweyen finished her career as the Big Sky's leading scorer among both men and women with 2,172 points. She still owns numerous school and Big Sky Conference records after averaging 18.7 points, 7.6 rebounds and 3.6 assists per game for her four-year career.

Schweyen, who had her No. 21 jersey retired



following her collegiate career, played professionally in Spain briefly in 1992 before returning to Montana to join the Lady Griz as an assistant coach.

Schweyen was a three-time state tournament MVP for Billings Central High and was the Montana *USA Today* Player of the Year in 1988.

She received a bachelor's degree in business administration from UM in 1993.

Schweyen is married to Brian Schweyen, a former All-Big Sky Conference decathlete at Montana State and the current director of track and field operations for the Grizzlies. They have three daughters, Jordyn (9), Shelby (7) and Sheridan (6).





Trish Duce

Assistant coach ::: 15th year ::: Montana ('93, '95)

The 2008-09 season marks Trish Duce's 15th year as an assistant coach under Robin Selvig. Duce was a five-year player for the Lady Griz (1989-90 to 1993-94), then joined the UM coaching staff prior to the 1994-95 season.


As a player Duce was a member of four NCAA tournament teams and part of 124 wins over five seasons. As an assistant coach she has been on the sideline for eight more NCAA tournament appearances and 315 additional wins.

The former Trish Olson was recruited out of Missoula's Big Sky High and played in 28 games as a true freshman in 1989-90. She started 29 games as a sophomore and was a Big Sky Conference all-tournament selection after helping the Lady Griz to a 77-49 victory over Montana State in the championship game.

A foot injury forced Duce to redshirt the 1991-92 season, and another broken bone in her foot caused Duce to miss a number of additional games in 1992-93.

As a fifth-year senior in 1993-94 Duce started 24 games. She finished her career with 89 blocked shots and was a four-time Academic All-Big Sky Conference selection.

Duce received a bachelor's degree in mathematics in 1993 and a master's degree in computer science in 1995, both from UM.



She is married to Kirk Duce, a former Grizzly football kicker who ranks fifth on the school's career scoring list. They have a daughter, Lexi (11), and two sons, River (8) and Reggie (5).

Lexi has Type I Diabetes, a disease which strikes children and makes them insulin dependent for life. The Duces are involved with the Juvenile Diabetes Research Foundation (JDRF).



Julie Tonkin
Administrative
assistant



Karla Judge
Trainer



Junji Nagashima
Student
trainer



Christine Camp
Student
manager




Alyssa Frei
Student
manager



Jackie Martin
Student
manager

Dahlberg Arena



Another full house


THE LADY GRIZ AT HOME UNDER ROBIN SELVIG

Year	Record	Pct.	Ave.	Rank
1978-79	7-3	.700	n/a	n/a
1979-80	13-2	.867	n/a	n/a
1980-81	14-4	.778	691	n/a
1981-82	12-1	.923	938	n/a
1982-83	16-0	1.000	1,180	n/a
1983-84	15-0	1.000	1,373	n/a
1984-85	11-1	.917	1,596	15th
1985-86	15-0	1.000	1,759	12th
1986-87	15-1	.941	1,729	15th
1987-88	17-1	.944	3,119	6th
1988-89	16-0	1.000	2,788	6th
1989-90	14-2	.875	2,668	9th
1990-91	16-1	.941	3,219	7th
1991-92	10-1	.909	3,800	7th
1992-93	14-0	1.000	3,302	13th
1993-94	17-0	1.000	5,123	10th
1994-95	16-2	.889	5,235	10th
1995-96	16-0	1.000	4,653	14th
1996-97	14-2	.875	4,335	15th
1997-98	13-1	.929	4,402	16th
1998-99	9-6	.600	2,170	43rd
1999-00	15-2	.882	3,862	18th
2000-01	13-2	.867	3,449	27th
2001-02	10-3	.769	3,468	26th
2002-03	12-2	.857	3,730	26th
2003-04	17-1	.944	4,210	22nd
2004-05	13-3	.813	3,786	29th
2005-06	12-2	.857	3,855	27th
2006-07	15-1	.938	3,965	31st
2007-08	17-0	1.000	3,934	29th
Total	414-44	.904		

The Lady Griz have made Missoula and Dahlberg Arena one of the toughest places to play in America. Under coach Robin Selvig, Montana has a 414-44 (.904) record at home, going 405-38 (.914) at Dahlberg Arena. Only Tennessee, Connecticut and Louisiana Tech enjoy more of a home-court advantage.

The Lady Griz went 17-0 at home last winter and have gone 32-1 at Dahlberg Arena over the last two seasons. Last season was Montana's eighth perfect season at home.





THE LADY GRIZ

SENIOR SONYA ROGERS



51 Tamara Guardipee

Browning, Mont. (Browning H.S.)

Senior ::: 6-2 ::: Center

Has played in all 91 games the last three years, getting 88 starts ... Enters senior season No. 6 on the career blocks list with 127 ... Has career totals of 614 points (6.7/g) and 516 rebounds (5.7/g)

2007-08 (junior season): Started 30 of 32 games played, averaging 15.7 minutes ... Ranked third on the team at 4.8 rebounds per game and sixth at 5.5 points per game ... Second on the team with 27 blocked shots ... Shot a career-best 80.4 percent from the free throw line ... Named to the all-tournament team at the Lady Griz Holiday Classic after averaging 11.0 points and 6.5 rebounds in two games while shooting 69.2 percent from the field ... Had six double-figure scoring games and three double-figure rebounding games, with a 12-point, 10-rebound double-double against Montana State (1/4) in Big Sky opener.


2006-07 (sophomore season): Started 30 of 31 games, averaging 17.7 minutes ... Ranked second on the team in rebounding (6.3/g) and fifth in scoring (8.5/g) ... Led the team for the second straight year with 40 blocks ... Shot 44.0 percent from the field and 75.3 percent from the line ... Ranked fifth in the Big Sky in blocks and ninth in rebounding ... Had 11 double-figure scoring games, six double-figure rebounding efforts and five double-doubles ... Scored 25 points and grabbed 15 boards against Idaho State (1/18), both career highs ... Had 17 points and 11 rebounds in WNIT game at Utah.

2005-06 (freshman season): Started all 28 games as a freshman, averaging 17.5 minutes ... Averaged 6.3 points and was second on the team at 6.0 rebounds per game ... Led the team and Big Sky Conference with 60 blocked shots (2.1 bpg), ranking 27th nationally ... Tied the Big Sky record and broke the Montana single-game record with 10 blocks at Portland State (1/26).

2004-05: Redshirt season

Prep: A 2004 graduate of Browning High ... Averaged 25.1 points, 12.7 rebounds and 4.0 blocks per game as a senior ... A two-time Class A all-state selection ... Scored over 1,000 career points ... The Running Indians' MVP as a senior ... An academic all-state selection, a member of the National Honor Society and a BHS honor roll selection.

Personal: Born December 2, 1985, in Cut Bank, Mont. ... The daughter of Squee and Michelle Guardipee ... A sociology major.



Career Bests

Points 25, vs. Idaho St. (1/18/07)
Rebounds 15, vs. Idaho St. (1/18/07)
Assists 5, vs. Washington St. (12/18/07)
Blocks 10, vs. Portland State (1/26/06)
Steals 3, three times
3FG made 1, 10 times
FT made 5, four times
FT att 7, vs. Idaho State (1/18/07)
Mins played 32, vs. Portland (1/2/06)

Double-figure scoring games 23
Double-figure rebounding games 12
Double-figure blocking games 1
Double-doubles 9

Season	GP/GS	Min/Ave	FG-FGA	Pct	3FG-A	Pct	FT-FTA	Pct	Off	Def	Reb	Avg	PF/FO	A	TO	Bl	St	Pts	Ave
2004-05																			
	--- Redshirt season ---																		
2005-06	28/28	490/17.5	73-169	.432	4-6	.667	27-42	.643	65	104	169	6.0	53/2	29	33	60	20	177	6.3
2006-07	31/30	549/17.7	96-218	.440	6-20	.300	64-85	.753	80	114	194	6.3	72/0	21	33	40	11	262	8.5
2007-08	32/30	501/15.7	69-175	.394	0-17	.000	37-46	.804	57	96	153	4.8	51/0	27	38	27	14	175	5.5
TOTAL	91/88	1,540/16.9	238-562	.423	10-43	.233	128-173	.740	202	314	516	5.7	176/2	77	104	127	45	614	6.7

Tamara's bulletin board

Inside Tamara's mind ...

I'm most likely to lie about ... : How much money I really have

Language I'd like to learn: Trash talking

Who's the luckiest person in the world? My mother; she's always winning \$800 in the casinos

Favorite pick-up line: "Do you have a Band-Aid? Because I scraped my knee when I fell for you"

Worst dresser on the team: Ali

One word your mother would use to describe you: Determined

I'm deathly afraid of ... : Mice and snakes

What I miss most about being in the third grade: Being a kid

... is forbidden in my house: My mom's rug rats ... just kidding!

Thing that's been in my fridge the longest: The light bulb

Best perk of being the Lady Griz head coach: Getting discounts at the Nike stores

I confess, ... makes me blush: Being interviewed, then Mandy teasing me about it




The dish I cook best: Hamburger gravy and rice

Most expensive traffic ticket: I've received an abundance of parking tickets from the University

Favorite dance move: All of Jim's early '90s moves

Our locker room smells like: Smelly practice clothes mixed with perfume and sewage

Coach Selvig hates it when I: Throw up shots without taking my time



22 Britney Lohman

Bozeman, Mont. (Bozeman H.S.)

Senior ::: 6-1 ::: Forward



The 2007-08 Big Sky Conference Defensive Player of the Year ... A second team All-Big Sky pick as a sophomore and junior ... A three-time Academic All-Big Sky selection ... The most versatile defender on a team that led the Big Sky in field goal percentage defense last winter (.364) ... Led the team in rebounding (5.6/g) and blocks (28) as a junior ... A 47.2 percent career shooter


2007-08 (junior season): The Big Sky Conference Defensive Player of the Year ... A second team All-Big Sky pick ... An Academic All-Big Sky selection ... Started 30 of 30 games played, averaging 27.5 minutes ... Led the team in rebounding (5.6/g) and blocks (28) ... Second in steals (36) and fourth in scoring (8.9/g) ... Tied for third in the Big Sky in blocks (0.93/g) ... Shot 48.7 percent from the field in Big Sky games to rank fifth in the league ... Had 11 double-figure scoring games, with a season-high of 18 on three occasions ... Twice grabbed double-figure rebounds, matching a career-high with 12 against Washington State (12/18) ... Got to the line 101 times, second most on the team ... Went 11-for-12 from the line against Wyoming (11/29) and 11-for-13 versus Weber State (2/21) ... Had a career-high four blocks against Weber State (2/21) and a career-high five steals against Portland State (1/31).

2006-07 (sophomore season): A second team All-Big Sky Conference pick ... An Academic All-Big Sky selection ... Came off the bench in all 31 games, averaging 19.5 minutes per game ... Third on the team in both scoring (9.9/g) and rebounding (5.7/g) ... Averages increased to 11.5 points and 5.8 rebounds per game in league play ... The team's top shooter from the floor (.525) and 3-point range (.458) ... Ranked third in the Big Sky in field goal percentage ... Had four double-figure scoring efforts in first 14 games, then 12 over the final 17 games ... Finished with four double-figure rebounding games and three double-doubles ... Scored a career-high 23 points in road win at Idaho State (1/18).

2005-06 (freshman season): An Academic All-Big Sky selection ... Played in 25 of 28 games, averaging 7.6 minutes per game ... Averaged 1.9 points and 1.9 rebounds per game ... Ranked fourth on the team with 11 blocked shots ... Scored a season-high 10 points against New Orleans (12/28) in the Lady Griz Holiday Classic.

Prep: A 2005 graduate of Bozeman High ... Led BHS to a second-place showing at the state tournament as a senior to earn all-state honors ... Won the 2004 Montana Class AA state high jump title (5-2).

Personal: Born March 29, 1987, in Miles City, Mont. ... The daughter of Clint and Beth Lohman ... An information systems major.



Career Bests

Points	23, vs. Idaho St. (1/18/07)
Rebounds	12, two times
Assists	4, two times
Blocks	4, vs. Weber St. (2/21/08)
Steals	5, vs. Portland St. (1/31/08)
3FG made	4, vs. Santa Clara (12/20/06)
FT made	11, two times
FT att	13, vs. Weber St. (2/21/08)
Mins played	36, two times

Double-figure scoring games	28
Double-figure rebounding games	6
Double-doubles	3

Season	GP/GS	Min/Ave	FG-FGA	Pct	3FG-A	Pct	FT-FTA	Pct	Off	Def	Reb	Avg	PF/FO	A	TO	Bl	St	Pts	Ave
2005-06	25/0	189/7.6	13-35	.371	3-6	.500	19-32	.594	18	29	47	1.9	30/1	6	9	11	5	48	1.9
2006-07	31/0	606/19.5	104-198	.525	22-48	.458	76-120	.633	59	119	178	5.7	65/2	32	54	22	20	306	9.9
2007-08	30/30	824/27.5	93-212	.439	10-34	.294	71-101	.703	59	110	169	5.6	88/5	47	61	28	36	267	8.9
TOTAL	86/30	1,619/18.8	210-445	.472	35-88	.398	166-253	.656	136	258	394	4.6	183/8	85	124	61	61	621	7.2

britney's bulletin board

Inside Britney's mind ...

I'm most likely to lie about ... : How long it'll take me to get somewhere

Language I'd like to learn: Pig Latin

UM class you're most qualified to teach: Underwater basket-weaving

Worst dresser on the team: Ali Hurley

I'm deathly afraid of ... : The Boogey Man

My concession to high gas prices: Make boys drive me everywhere

... makes me want to puke: Tuna

What I miss most about being in the third grade: Hot lunch

Thing that's been in my fridge the longest: Pickles

Best perk of being the Lady Griz head coach: Can wear "short-shorts" whenever he wants to

If my pick for president doesn't win in November, I'm going to: Ride my bike across the world

Worst vice: Sweets and chocolate

Person I'm dying to have dinner with: Abe Lincoln

Favorite dance move: The shopping cart

The dish I cook best: Tator tot hotdish




Age you had your first kiss: 15

Most expensive traffic ticket: \$90

Vegetable I won't eat: Tomatoes

Possession that would fetch the most on Ebay: My HUGE big screen TV

Coach Selvig hates it when: He has to call a timeout just for me





Billings, Mont. (West H.S.)

Senior ... 5-9 ... Guard

3 Mandy Morales

A three-time Kodak/WBCA honorable mention All-American ... A three-time unanimous All-Big Sky Conference pick and 2006-07 BSC MVP ... An eight-time Big Sky player of the week ... Enters senior season with 1,400 points, tied for fourth in Lady Griz history ... Ranks No. 6 in assists with 435 ... Has a career scoring average of 17.5 points per game

2007-08 (junior season): A Kodak/WBCA honorable mention All-American ... A unanimous first team All-Big Sky Conference selection ... A one-time Big Sky player of the week ... MVP of the UNLV and Big Sky Conference tournaments ... Surpassed 1,000 career points in season opener against Boise State (11/11) ... Played and started in 26 of UM's 32 games, missing six with a foot injury ... Led the team in scoring (16.2/g) and assists (5.0/g) ... Shot 46.1 percent from the field and 83.7 percent from the line ... Got to the line 129 times, the most on the team ... Ranked fourth in the Big Sky in scoring, fifth in assists, fifth in free throw percentage and fifth in assist-to-turnover ratio (1.87) ... Scored at least 20 points nine times, with a season-high 31 against Portland State in the Big Sky tournament semifinals ... Had 11 points, eight rebounds and five assists against Vanderbilt in a UM's NCAA Tournament first-round game.


2006-07 (sophomore season): A Kodak/WBCA and Associated Press honorable mention All-American ... A finalist for the Nancy Lieberman Award ... The Big Sky MVP and unanimous first team All-BSC selection ... A six-time Big Sky player of the week ... The MVP of the Lady Griz Holiday Classic ... An all-tournament selection at the Ohio State Classic and the Big Sky Conference tournament ... Started all 31 games at the point ... Led the team in scoring (19.7/g) and assists (6.8/g) ... Ranked second in the Big Sky and 18th nationally in scoring and first and third, respectively, in assists ... 612 points ranked No. 2 in Lady Griz single-season history, while 211 assists ranked third ... Hit a UM single-season record 179 free throws, including 39 straight over a four-game stretch ... Finished with a 2.1:1 assist-to-turnover ratio, best in the Big Sky ... Ranked in the top 10 in the BSC in eight categories ... Had four games of at least 30 points ... Finished with five double-doubles, including four assists-points double-doubles.

2005-06 (freshman season): A Kodak/WBCA honorable mention All-American ... A unanimous All-Big Sky selection and the co-Freshman of the Year ... A one-time BSC player of the week ... Played in 23 games, getting 21 starts ... Scored in double figures in 20 of 21 games started ... Led the team in scoring average (15.9/g), assists (4.1/g) and steals (2.2/g) and was third in rebounding (5.1/g).

2004-05: Sat out after transferring from Arizona State (enrolled at ASU for the 2004-05 season, but transferred prior to the fall semester).

Prep: A 2004 graduate of West High ... The Montana Gatorade Player of the Year as a senior ... Helped guide the Golden Bears to back-to-back Class AA state championships as a junior and senior.

Personal: Born January 4, 1986, in Billings, Mont. ... The daughter of Jim Morales and Val Selman ... A sociology major.



Career Bests

Points	35, vs. Santa Clara (12/20/06)
Rebounds	13, vs. Montana St. (1/13/06)
Assists	13, two times
Blocks	3, two times
Steals	6, vs. Northern Arizona (2/22/07)
3FG made	6, five times
FT made	18, two times
FT att	21, vs. Miami (12/16/05)
Mins played	40, two times

Double-figure scoring games	71
Double-figure rebounding games	7
Double-figure assists games	7
Double-doubles	9

Season	GP/GS	Min/Ave	FG-FGA	Pct	3FG-A	Pct	FT-FTA	Pct	Off	Def	Reb	Avg	PF/FO	A	TO	Bl	St	Pts	Ave
2004-05	--- Sat out after transferring from Arizona State ---																		
2005-06	23/21	707/30.7	102-250	.408	38-101	.376	124-155	.800	41	76	117	5.1	52/1	95	77	15	51	366	15.9
2006-07	31/31	1,019/32.9	189-422	.448	55-140	.393	179-214	.836	51	92	143	4.6	68/2	211	100	22	52	612	19.7
2007-08	26/26	779/30.0	135-293	.461	44-122	.361	108-129	.837	38	82	120	4.6	40/1	129	69	18	31	422	16.2
TOTAL	80/78	2,505/31.3	426-965	.441	137-363	.377	411-498	.825	130	250	380	4.8	160/4	435	246	55	134	1,400	17.5

mandy's bulletin board

Inside Mandy's mind ...

I'm most likely to lie about ... : How many Jordan shoes I have in my closet

Who's the luckiest person in the world?
Allen Iverson's wife

UM class you're most qualified to teach:
Native American Studies, Sports and Games

One word your mother would use to describe you: Spoiled

I'm deathly afraid of ... : Shaunte's snake

What I miss most about being in the third grade: Going to recess

... makes me want to puke: Sarah Ena's face ... HA!

Best perk of being the Lady Griz head coach: Getting a brand new car every year

TV show that needs to be cancelled: Gossip Girl





Favorite dance move: Sarah Butsch's specialties

The dish I cook best: Noodles

Our locker room smells like: Sewer

Possession that would fetch the most on Ebay: My collection of Jordans

Coach Selvig hates it when I: Talk back to the refs



10 Sonya Rogers

Lewistown, Mont. (Fergus H.S.)

Senior ::: 5-7 ::: Guard



The NCAA leader in 3-point field goal percentage (.486) as a junior ... Second team All-Big Sky Conference as a sophomore, honorable mention as a junior ... A two-time Big Sky player of the week ... Enters season 130 points from becoming the Lady Griz' 25th 1,000-point scorer ... Connected on a Montana single-season record 72 3-point field goals last year ... An 84.1 percent career free throw shooter


2007-08 (junior season): The NCAA leader in 3-point field goal percentage (.486) ... An honorable mention All-Big Sky Conference selection ... A one-time Big Sky player of the week ... Named to the UNLV all-tournament team ... Started 31 of 32 games played ... Second on the team in scoring (12.4/g) ... Shot 46.9 percent from the field, 48.6 percent from 3-point range and 84.0 percent from the line, ranking among the top seven in the Big Sky Conference in all three categories ... 72 3-point field goals the most in UM single-season history ... Scored in double figures 20 times and hit at least one 3-point field goal in 28 of 32 games ... Scored a career-high 32 points against Montana State (1/4) in Big Sky opener, going 5-for-6 from 3-point range and 9-for-9 from the line.

2006-07 (sophomore season): A second team All-Big Sky Conference selection ... A one-time Big Sky player of the week ... Started all 31 games at shooting guard ... Second on the team in both scoring (11.0/g) and assists (5.3) ... Shot 46.1 percent from the field, 38.2 percent from 3-point range and 83.6 percent from the line ... Scored a season-high 27 points against Portland State (1/4) ... Went 5-for-7 from 3-point range against the Vikings and added a season-high four assists ... Averaged 11.9 points per game in league play on 49.3 percent shooting ... Finished the season with 17 double-figure scoring efforts.

2005-06 (freshman season): Started first seven games of the season at the point ... Saw action in all 28 games, averaging 20.3 minutes per game ... Second on the team in assists with 59 (2.1 apg) ... Scored a season-high 15 points at Portland (1/2), going 5-for-6 from 3-point range in the second half and overtime to rally Montana from an 18-point second-half deficit ... Posted a season-high six assists in season-opening victory at Utah State (11/18).

Prep: A 2005 graduate of Fergus High ... Led FHS to a 21-3 record as a senior and its second straight state championship ... Named all-state and the MVP of the state tournament ... Led Fergus High to a 42-5 record after starting prep career at Butte High School ... Also lettered in cross country and softball.

Personal: Born June 16, 1987, in Lewistown, Mont. ... The daughter of Steven and Christy Rogers ... A sociology major.



Career Bests

Points	32, vs. Montana St. (1/4/08)
Rebounds	6, two times
Assists	6, vs. Utah St. (11/18/05)
Blocks	1, three times
Steals	4, vs. Wyoming (11/29/07)
3FG made	5, two times
FT made	9, vs. Montana St. (1/4/08)
FT att	9, two times
Mins played	38, vs. Portland St. (1/31/08)
Double-figure scoring games	43

Season	GP/GS	Min/Ave	FG-FGA	Pct	3FG-A	Pct	FT-FTA	Pct	Off	Def	Reb	Avg	PF/FO	A	TO	Bl	St	Pts	Ave
2005-06	28/7	568/20.3	39-105	.371	21-54	.389	34-40	.850	7	39	46	1.6	27/0	59	66	0	12	133	4.8
2006-07	31/31	917/29.6	124-269	.461	42-110	.382	51-61	.836	13	38	51	1.6	44/1	53	55	2	33	341	11.0
2007-08	32/31	946/29.6	128-273	.469	72-148	.486	68-81	.840	20	74	94	2.9	48/1	46	46	1	20	396	12.4
TOTAL	91/69	2,431/26.7	291-647	.450	135-312	.433	153-182	.841	40	151	191	2.1	119/2	158	167	3	65	870	9.6

sonya's bulletin board

Inside Sonya's mind ...

Favorite pick-up line: "Do you have any raisins? No? Well then how about a date?"

UM class you're most qualified to teach: Tae Kwon Do

Worst dresser on the team: Ali. She wears the same thing every day and never washes her clothes

One word your mother would use to describe you: Undramatic

I'm deathly afraid of ... : Snakes and reptiles in general

What I miss most about being in the third grade: No homework and recess

... are forbidden in my house: Cats

... makes me want to puke: Cottage cheese

Best perk of being the Lady Griz head coach: He gets a new car every year!

You can judge a person by: Nothing, until you know them

Person I'm dying to have dinner with: Hulk Hogan

Most expensive traffic ticket: My driving record is clean




Favorite dance move: I've been known for my polka moves

The dish I cook best: Nothing I can cook is comparable to my mom or grandma

Vegetable I won't eat: I'm working on liking tomatoes

Our locker room smells like: Rotten eggs disguised with perfume

Coach Selvig hates it when: I am the worst defender in the world



45 Lauren Beck

Great Falls, Mont. (Great Falls H.S.)

Junior ::: 6-0 ::: Guard/forward



A one-time Academic All-Big Sky Conference selection ... A versatile player who has seen action anywhere from the one to the four ... Expected to have a larger role on the interior in 2008-09 ... Has played in 62 games in first two seasons, averaging over 12 minutes per game ... A tall player with long arms who can change shots


2007-08 (sophomore season): Played in all 32 games, averaging 15.5 minutes ... Averaged 4.0 points and 2.4 rebounds per game ... Shot 40.7 percent from the field and 76.7 percent from the line ... Blocked 17 shots on the season, fourth on the team ... Twice reached double figures in scoring, totaling a season-high 13 points at Idaho State (1/17) and 12 at Wyoming (11/29) ... Had a season-high five rebounds three times, including at Eastern Washington (3/6) ... Also dished out a season-best four assists against the Eagles ... Blocked a season-high three shots against Portland (12/5) and Montana-Western (12/19).

2006-07 (freshman season): Saw action in 30 of 31 games, averaging 9.0 minutes ... Finished with 57 points (1.9/g), 40 rebounds (1.3/g) and 28 assists ... One of three players on the team with a positive assist-to-turnover ratio (1.2:1) ... Played 22 minutes and finished with 10 points and seven rebounds, both season highs, against MSU Billings (11/12) in collegiate debut ... Had a season-high four assists on two occasions ... Had two blocked shots at Sacramento State (2/8).

2005-06: Redshirt season

Prep: A 2005 graduate of Great Falls High ... Led the Bison to a 14-1 start as a senior before a broken arm ended the season ... Was still named team MVP and all-state ... All-conference as a junior ... A four-time academic all-state selection ... Inducted into the Great Falls High Hall of Fame.

Personal: Born July 4, 1987, in Great Falls, Mont. ... The daughter of Lorinda Bollwitt and Larry Beck ... A psychology major.



Career Bests

Points 13, vs. Idaho St. (1/17/08)
Rebounds 7, vs. MSU Billings (11/12/06)
Assists 4, three times
Blocks 3, two times
Steals 2, seven times
3FG made 2, vs. Wyoming (11/29/07)
FT made 5, vs. Portland (12/5/07)
FT att 7, vs. Portland (12/5/07)
Mins played 24, two times

Double-figure scoring games 3

Season	GP/GS	Min/Ave	FG-FGA	Pct	3FG-A	Pct	FT-FTA	Pct	Off	Def	Reb	Avg	PF/FO	A	TO	Bl	St	Pts	Ave
2005-06							--- Redshirt season ---												
2006-07	30/0	271/9.0	15-46	.326	4-9	.444	23-32	.719	7	33	40	1.3	9/0	28	24	9	6	57	1.9
2007-08	32/0	496/15.5	44-108	.407	6-21	.286	33-43	.767	14	62	76	2.4	29/0	29	35	17	25	127	4.0
TOTAL	62/0	767/12.4	59-154	.383	10-30	.333	56-75	.747	21	95	116	1.9	38/0	57	59	26	31	184	3.0

lauren's bulletin board

Inside Lauren's mind ...

Who's the luckiest person in the world? Molly

Favorite pick-up line: "Hey, I have a Costco card. Want to go get some free samples?"

Historical event I'd most like to go back in time and witness: The building of the Egyptian pyramids

UM class you're most qualified to teach: How to Facebook 101

I'm deathly afraid of ...: Ghosts

... should be on People's Most Beautiful list: Janet and Gary Kolstad

What I miss most about being in the third grade: Wearing matching Jordan jerseys with Tony

... is forbidden in my house: Uncleanliness

Best perk of being the Lady Griz head coach: All the free shirts

Thing I dislike most about my appearance: My stunning blue eyes

If my pick for president doesn't win in November, I'm going to: Marry my Canadian lover and move to what is affectionately known as "America's Hat"

Worst vice: My cell phone and texting

Person I'm dying to have dinner with: Ellen Degeneres or my cousins Tanner and Rachel

Favorite dance move: Raise the roof

The dish I cook best: Hamburger helper





Age you had your first kiss: My mom and dad probably kissed me when I came out of the womb, so I'd say one minute old

Most expensive traffic ticket: \$275 for speeding

Vegetable I won't eat: Brussels sprouts

Possession that would fetch the most on Ebay: My Johanna Closson and Laura Cote autographed shoe

Coach Selvig hates it when I: Foul



54 Shadra Robison

Junior ::: 6-3 ::: Center

Billings, Mont. (West H.S.)



Now in third year of eligibility, could see a larger role on the interior ... Played in 34 games in a reserve role first two seasons ... Has career totals of 48 rebounds and 44 points ... A good scorer around the basket whose athleticism continues to improve

2007-08 (sophomore season): Played in 16 games, averaging 4.9 minutes ... Averaged 1.3 points and 1.2 rebounds per game ... Shot 47.1 percent from the field, hitting 8-of-17 shots on the season ... Scored a season-high four points on three occasions and grabbed a season-best four rebounds twice ... Combined those season highs with a four-point, four-rebound, one-block performance against Cal State Northridge (12/8).

2006-07 (freshman season): Saw action in 18 of 31 games, averaging 4.7 minutes ... Totaled 24 points (1.3/g) and 29 rebounds (1.6/g) ... Perfect from the line on the season (4-for-4) ... Had most productive game of the season against Canisius at the Lady Griz Holiday Classic ... Went 3-for-4 from the field to score a season-high seven points ... Also grabbed a season-best six rebounds ... Had two blocks, one assist and one steal on the season.

2005-06: Redshirt season

Prep: A 2005 graduate of West High ... Led the Golden Bears to a 21-2 record and their third straight Class AA state title as a senior, averaging 10 points and 10 rebounds per game ... Named the state tournament's most valuable player as a junior ... A four-time academic all-state selection.

Personal: Born June 29, 1986, in Great Falls, Mont. ... The daughter of Doug and Shannon Robison ... A biology major.



Career Bests

Points 7, vs. Canisius (12/28/06)
Rebounds 6, vs. Canisius (12/28/06)
Assists 1, three times
Blocks 1, three times
Steals 1, two times
3FG made N/A
FT made 2, three times
FT att 2, seven times
Mins played 11, vs. UM Western (12/19/07)

Season	GP/GS	Min/Ave	FG-FGA	Pct	3FG-A	Pct	FT-FTA	Pct	Off	Def	Reb	Avg	PF/FO	A	TO	Bl	St	Pts	Ave
2005-06																			
							--- Redshirt season ---												
2006-07	18/0	84:4.7	10-30	.333	0-0	.000	4-4	1.000	10	19	29	1.6	8/0	1	4	2	1	24	1.3
2007-08	16/0	79:4.9	8-17	.471	0-0	.000	4-12	.333	7	12	19	1.2	7/0	2	6	1	1	20	1.3
TOTAL	34/0	163:4.8	18-47	.383	0-0	.000	8-16	.500	17	31	48	1.4	15/0	3	10	3	2	44	1.3

shadra's bulletin board

Inside Shadra's mind ...

Favorite pick-up line: "So, what's your height limit?"

Language I'd like to learn: French

Historical event I'd most like to go back in time and witness:
The birth of Jesus

Worst dresser on the team: Ali

One word your mother would use to describe you: Sweet

I'm deathly afraid of ...: Snakes

... should be on People's Most Beautiful list: Shannon

My concession to high gas prices: Riding my bike

... make me want to puke: 350s (around the football field)

What I miss most about being in the third grade: Short boys and small desks

... are forbidden in my house: Guns

Thing that's been in my fridge the longest: Pickles

Thing I dislike most about my appearance: How white I am

I confess, ... makes me blush: Being called on in class

TV show that needs to be cancelled: I Love Money

Worst vice: Playing with my hair

Favorite dance move: Chicken dance




The dish I cook best: Chicken enchiladas

Most expensive traffic ticket: \$285

Vegetable I won't eat: Beets

Our locker room smells like: Sewer

Coach Selvig hates it when I: Don't hedge high enough



14 Sarah Ena

Sophomore ::: 5-11 ::: Forward

Kenmore, Wash. (Inglemoor H.S.)



A key contributor off the bench as a true freshman in 2007-08 ... Saw action in all 32 games, averaging 5.1 points and 3.1 rebounds per game in 10.8 minutes ... A strong player and quick jumper who's relentless on the boards ... Last name is pronounced N-ah

2007-08 (freshman season): Played in all 32 games as a true freshman, averaging 10.8 minutes ... Averaged 5.1 points and 3.1 rebounds per game ... Shot 39.6 percent from the field and 75.7 percent from the line ... Took 74 free throw attempts, fifth most on the team ... Scored in double figures six times, including three straight games in mid December ... Finished with a season-high 13 points on three occasions ... Twice grabbed a season-best six rebounds ... Averaged 10.3 points and 4.3 rebounds per game while shooting 64.7 percent in consecutive home wins over Cal State Northridge (12/8), Idaho (12/15) and Washington State (12/18) ... Had 13 points and six rebounds in Big Sky Conference tournament semifinal victory over Portland State (3/14).

Prep: A 2007 graduate of Inglemoor High ... A three-year basketball and two-year track letter-winner ... Averaged 15.0 points, 10.0 rebounds and 1.5 blocks per game as a senior to earn first team All-KingCo 4A League honors ... A two-time USA Track and Field All-American ... Has a career-best 400-meter time of 58.7 ... Inglemoor High's student body president as a senior and commencement speaker ... Named the IHS Senior Girl Viking of the Year.

Personal: Born November 24, 1988, in Seattle, Wash. ... The daughter of Tali and Erin Ena ... Father played running back for Washington State (1976-79) and was an 11th-round draft pick of the Seattle Seahawks in 1980 ... Has a younger brother, Paul ... A communication studies major.



Career Bests

Points 13, three times
Rebounds 6, vs. Cal St. N-ridge (12/8/07)
Assists 3, vs. UC S. Barbara (12/28/07)
Blocks 1, six times
Steals 1, seven times
3FG made N/A
FT made 9, vs. UC S. Barbara (12/28/07)
FT att 9 vs. UC S. Barbara (12/28/07)
Mins played 21, vs. Vanderbilt (3/22/08)

Double-figure scoring games 6

Season	GP/GS	Min/Ave	FG-FGA	Pct	3FG-A	Pct	FT-FTA	Pct	Off	Def	Reb	Avg	PF/FO	A	TO	Bl	St	Pts	Ave
2007-08	32/0	346/10.8	53-134	.396	0-0	.000	56-74	.757	38	62	100	3.1	60/0	20	45	6	7	162	5.1
TOTAL	32/0	346/10.8	53-134	.396	0-0	.000	56-74	.757	38	62	100	3.1	60/0	20	45	6	7	162	5.1

sarah's bulletin board

Inside Sarah's mind ...

Who's the luckiest person in the world? Me ... because God has blessed me with an amazing family, wonderful friends and great opportunities

Favorite pick-up line: "You must have had Campbell's soup for lunch because you look Mmm Mmm Good!"

One word your mother would use to describe you: Bright

I'm deathly afraid of ... : Seaweed touching my feet while I'm swimming

... should be on People's Most Beautiful list: Reggie Bush or Dwyane Wade

... is forbidden in my house: Negativity

Thing I dislike most about my appearance: That my calves don't fit in zip-up boots or skinny-jeans

I confess, ... make me blush: Cute boys

Person I'm dying to have dinner with: Our mascot, Monte (in full bear outfit)

Favorite dance move: The lawn mower

Vegetable I won't eat: Brussels sprouts





Our locker room smells like: Sweat, Victoria's Secret perfume and, after games, Pizza Hut

Coach Selvig hates it when I: Don't pass and catch and when I travel

If my life was on a reality TV show it would be called: "Knowin' the Flowin' Samoan"

Historical events I'd most like to go back in time and witness: The first Thanksgiving in America or Martin Luther King's "I Have a Dream" speech

What I miss most about being in the third grade: Recess and field trips



20 Jessa Linford

Sophomore ::: 6-1 ::: Forward

Seeley Lake, Mont. (Seeley-Swan H.S.)



In second year of eligibility after redshirting in 2006-07 and playing sparingly as a redshirt freshman in 2007-08 ... Should see increased minutes at the four and five with a year of experience and the loss of Dvera Tolbert ... Brings athleticism to the interior ... Competed for the Grizzly track and field team last spring, jumping a season-best 5-3 on five occasions and placing ninth at the 2008 Big Sky Conference Outdoor Championships

2007-08 (freshman season): Played in 15 games, averaging 5.3 minutes ... Averaged 1.7 points and 1.0 rebound per game ... Shot 54.5 percent from the field, hitting 12-of-22 attempts for the season ... Scored a season-high eight points against Cal State Northridge (12/8) and six versus Portland State (3/8), going 3-for-4 from the field in both games ... Grabbed a season-high three rebounds against Sacramento State (1/12).

2006-07: Redshirt season

Prep: A 2006 graduate of Seeley-Swan High ... A four-year letter-winner in both basketball and track & field ... Helped SSHS to the Montana Class B state tournament as a sophomore and junior ... All-state as a senior ... Competed at the Montana Class B state track and field meet in five events all four years of high school ... A three-time high jump and one-time 100-meter hurdles state champion.

Personal: Born March 14, 1988, in Missoula, Mont. ... The daughter of Ted and Karen Linford and Merle Loman ... Has an older sister, Sadie, and a younger sister, Kelsey, and younger brother, Seth ... A journalism major.



Career Bests

Points	8, vs. Cal St. N-ridge (12-8-07)
Rebounds	3, vs. Sacramento St. (1-12-08)
Assists	2, vs. Portland St. (3-8-08)
Blocks	1, three times
Steals	1, two times
3FG made	N/A
FT made	2, vs. Cal St. N-ridge (12-8-07)
FT att	3, vs. Cal St. N-ridge (12-8-07)
Mins played	10, vs. Portland St. (3-8-08)

Season	GP/GS	Min/Ave	FG-FGA	Pct	3FG-A	Pct	FT-FTA	Pct	Off	Def	Reb	Avg	PF/FO	A	TO	Bl	St	Pts	Ave
2006-06																			
2007-08	15/0	79/5.3	12-22	.545	0-0	.000	2-5	.400	6	9	15	1.0	6/0	6	7	3	2	26	1.7
TOTAL	15/0	79/5.3	12-22	.545	0-0	.000	2-5	.400	6	9	15	1.0	6/0	6	7	3	2	26	1.7

jessa's bulletin board

Inside Jessa's mind ...

I'm most likely to lie about ... : Everything ... but you'll always know because I'm a terrible liar

Who's the luckiest person in the world? Me, because somehow I have survived my shenanigans

UM class you're most qualified to teach: Being a Giant 101 (syllabus objectives: 1. Avoid angry village people with pitchforks and torches; 2. Grinding bones to make bread; 3. Ethical issues of eating small children)

Worst dresser on the team: Ali Hurley

I'm deathly afraid of ... : TVs with static

My concession to high gas prices: Riding my bike everywhere and actually locking it (bike thieves!)

What I miss most about being in the third grade: Flag football at recess and getting put in time-out for tackling

... are forbidden in my house: Raccoons and small rodents

Thing that's been in my fridge the longest: Some nasty turkey

Best perk of being the Lady Griz head coach: Surrounded by beautiful women

Thing I dislike most about my appearance: My separated nostril (thanks to Shaunte's fingernail) and my sideburns

I confess, ... makes me blush: The silver fox Wayne Tinkle

If my pick for president doesn't win in November, I'm going to: Make the best of it and enjoy the next four years of SNL skits with Tina Fey as Sarah Palin

You can judge a person by: Their shoes

Worst vice: Sugar, gluten and tall, good-looking men

Favorite dance move: The Sara Gale double fist shake, with a two step

The dish I cook best: I'm a breakfast girl. I can whip up a mean bacon, eggs, hashbrowns and pancake spread





Most expensive traffic ticket: \$0. Thanks to Judge Louden's good judgment it was deferred

Vegetable I won't eat: Canned peas

Our locker room smells like: A mix of Steph's body sprays and Britney's shoes

Possession that would fetch the most on Ebay: My 1994 Ford Escort (\$500 minimum)

Coach Selvig hates it when I: Hold the ball in my belly



12 Stephanie Stender

Sheridan, Wyo. (Sheridan H.S.)

Sophomore ::: 5-11 ::: Guard/forward




In second year of eligibility after redshirting in 2006-07 and playing sparingly as a redshirt freshman in 2007-08 ... In a battle for playing time at the two and three ... A strong athlete who rebounds well from the perimeter

2007-08 (freshman season): Played in 15 games, averaging 4.7 minutes ... Averaged 1.1 points and 0.2 rebounds per game ... Hit all five free throw attempts on the season ... Scored a season-best five points against Eastern Washington (2/2), hitting both field goal attempts, including only 3-point shot of the season.

2006-07: Redshirt season

Prep: A 2006 graduate of Sheridan High ... A four-time letter-winner in basketball and volleyball ... All-state as a junior and senior ... Named the Wyoming 4A North Conference Player of the Year as a senior ... Had career totals of 1,013 points, 548 rebounds, 132 assists and a school-record 204 steals ... Also all-state in volleyball as a senior.

Personal: Born January 1, 1988, in Sheridan, Wyo. ... The daughter of Jay and Mila Stender ... Has a younger sister, Erika, and a younger brother, Tealand ... A biology major.



Career Bests

Points	5, vs. Eastern Wash. (2/2/08)
Rebounds	1, three times
Assists	1, vs. Montana St. (3/15/08)
Blocks	N/A
Steals	1, five times
3FG made	1, vs. Eastern Wash. (2/2/08)
FT made	2, two times
FT attempted	2, two times
Mins played	11, vs. Mont. Tech (11/15/07)

Season	GP/GS	Min/Ave	FG-FGA	Pct	3FG-A	Pct	FT-FTA	Pct	Off	Def	Reb	Avg	PF/FO	A	TO	Bl	St	Pts	Ave
2006-07							--- Redshirt season ---												
2007-08	15/0	71/4.7	5-15	.333	1-6	.167	5-5	1.000	1	2	3	0.2	3/0	1	4	0	5	16	1.1
TOTAL	15/0	71/4.7	5-15	.333	1-6	.167	5-5	1.000	1	2	3	0.2	3/0	1	4	0	5	16	1.1

stephanie's bulletin board

Inside Stephanie's mind ...

I'm most likely to lie about ... : Not eating all the cookies

Language I'd like to learn: Horse

Historical event I'd most like to go back in time and witness: First person on the moon

Worst dresser on the team: Ali

One word your mother would use to describe you: Mini-me

I'm deathly afraid of ... : Snakes

... should be on People's Most Beautiful list: My sister

... makes me want to puke: Johanna Closson's ketchup and macaroni

What I miss most about being in the third grade: Mrs. Shorma

Thing that's been in my fridge the longest: Ranch

You can judge a person: If they can maintain eye contact

Worst vice: Whipping cream

Person I'm dying to have dinner with: Mack Hawbaker

Favorite dance move: Luke Anderson Pizza Toss






The dish I cook best: Caramel brownies

Age you had your first kiss: Not telling

Most expensive traffic ticket: Never been pulled over

Vegetable I won't eat: Brussels sprouts

Coach Selvig hates it when I: Ask him if he's going to run long distance with us



5

Shaunte Nance-Johnson

Junior ::: 5-5 ::: Guard

Tacoma, Wash. (Yakima Valley C.C.)



Montana's first junior college transfer since 1979-80 ... Played as a freshman at Northwest Nazarene and as a sophomore at Yakima Valley Community College ... Sat out the 2007-08 season while coaching high school basketball in Yakima, Wash. ... Husband, Anthony Johnson, is a junior on the Grizzly men's basketball team

2007-08: Coached the girls' basketball team at Riverside Christian School in Yakima, Wash., while husband was completing second year at Yakima Valley C.C. ... Led the Crusaders to a 22-6 finish.

2006-07 (sophomore season): Played at Yakima Valley C.C. ... Named team captain ... Averaged 9.6 points, 4.7 steals, 4.2 assists and 3.2 rebounds per game ... Led the Yaks to a 29-4 finish.

2005-06 (freshman season): Played at Northwest Nazarene in Nampa, Idaho ... Helped the Crusaders to a 17-11 record.

Prep: A 2005 graduate of Henry Foss High in Tacoma, Wash. ... A two-time Narrows League MVP ... A McDonald's All-America team nominee as a senior ... Played in the 2005 Washington State Coaches Association All-State game.

Personal: Born November 28, 1986, in Tacoma, Wash. ... Raised by grandmother Edith Miller ... Has three sisters, Zacoya, Jasella and Ronnie, and two brothers, Jaquan and Xavier ... Husband, Anthony Johnson, is a junior on the Grizzly men's basketball team ... A communications major.

*Inside Shaunte's mind ...*

If my pick for president doesn't win in November, I'm going to: Run myself

If my life was on reality television, I'd call it: Love-n-Basketball with the Johnsons

Our locker room smells like: Feet and flowers

I'm deathly afraid of ... : Monte, clowns and pretty much any mascot

Who's the luckiest person in the world? Me! Because I found such a loving and respectful husband so young

Most expensive traffic ticket: Don't have any, but I did get a \$250 ticket for parking in a handicap spot

Worst dresser on the team: Ali. She has two outfits that she wears in heavy rotation. The sweater is nice though

What I miss most about being in the third grade: My teacher who stayed teaching even though she had MS

Best perk of being the Lady Griz head coach: Having everyone in town know your name

Possession that would fetch the most on Ebay: A jacket given to me by my grandpa that Michael Jordan gave him for me

Age you had your first kiss: Kindergarten. His name was Jim

I'm most likely to lie about ... : Where I got my clothes and shoes

Coach Selvig hates it when I: Miss my appointments with our trainer Karla

Thing I dislike most about my appearance: Nothing ... I'm perfect

The dish I cook best: Spaghetti





Clarkston, Wash. (Clarkston H.S.)

Will see action for the first time in 2008-09 after redshirting as a true freshman in 2007-08 ...
Can play at either the two or the three ...
A strong, aggressive player who likes to take the ball to the basket

Coach Selvig's Scouting Report: "Misty had a really good redshirt year. She made some great strides. She could play either the two or the three for us this year.


"Misty is strong and aggressive offensively. She's a pretty good shooter, but she would prefer to go to the basket. She is physical and has a knack for scoring around the basket because she knows how to shoot over bigger kids.

"She's a good defender, and her aggressiveness makes her a very good rebounder."

2007-08: Redshirt season

Prep: A 2007 graduate of Clarkston High ... A four-time basketball letter-winner ... Also earned two letters in soccer and one in cross country ... A four-year starter for the Bantams ... Led CHS to three state tournament appearances ... An All-Great Northern League first team selection as a senior ... A four-time all-district and three-time all-region performer.

Personal: Born June 17, 1989, in Clarkston, Wash. ... The daughter of Greg and Patti Atkinson ... Has an older sister, Chelsie ... An undeclared major.



32 Misty Atkinson

Freshman :: 5-10 :: Guard/forward

Inside Misty's mind ...

Person I'm dying to have dinner with: Jack Sparrow

Coach Selvig hates it when I: Change my look, because he can't recognize me

Most expensive traffic ticket: \$475

Favorite pick-up line: "I'm on the basketball team"

Who's the luckiest person in the world? Brian Qvale

UM class you're most qualified to teach: Forensics

One word your mother would use to describe you: Hungry

I'm deathly afraid of ... : The thing under my bed

My concession to high gas prices: My lack of a car

... makes me want to puke: Loud swallowing or gulping

What I miss most about being in the third grade: Having three recesses a day

... are forbidden in my house: Bobcats

Vegetable I won't eat: Beets

Thing that's been in my fridge the longest: Left-over beef-something from three months ago

Best perk of being the Lady Griz head coach: Having the grey sweat-suit instead of our maroon ones

Thing I dislike most about my appearance: My traps

If my life was on reality television, I'd call it: Intervention: Clean my Room

Possession that would fetch the most on Ebay: My collection of approximately 400 Beanie Babies

I'm most likely to lie about ... : My hair color



11 Ashley Ferda

Whitefish, Mont. (Whitefish H.S.)

Freshman ::: 5-6 ::: Guard




Montana's point guard of the future ... A three-sport standout at Whitefish High ... Won three volleyball state titles, three individual track and field state titles (hurdles, javelin) and was a three-time all-state selection in basketball ... A 2008 McDonald's All-America team nominee ... A second generation Grizzly athlete

Coach Selvig's Scouting Report: "Ashley is strong with speed and quickness and just a really good athlete. She's an exciting young player."

"Ashley has got a good handle, she's got range to the 3-point line, she's a good scorer and she's bright. She's got all the tools to be an outstanding point guard in this program."

Prep: A 2008 graduate of Whitefish High ... A multiple-sport standout for the Bulldogs ... Averaged 15.6 points, 6.2 assists, 5.0 rebounds and 4.5 steals as a senior to earn third career all-state and fourth all-conference selections ... Led WHS to the 2008 Class A state tournament ... A 2008 McDonald's All-America team nominee ... Graduated as Whitefish's career steals leader (237) ... A four-time academic all-state pick ... Won three Class A state volleyball titles, with one runner-up finish ... MVP of the state volleyball tournament as a freshman ... A three-time all-state selection ... Won three individual state track and field titles: the 100-meter hurdles as a sophomore and junior and javelin as a senior.

Personal: Born May 21, 1990, in Whitefish, Mont. ... The daughter of Scot and Julie Ferda ... Father played football for the Grizzlies in the late 70s ... Has two older brothers, Tucker and Taylor ... An undeclared major.



Inside Ashley's mind ...

Favorite pick-up line: "Are you a parking ticket? Because you've got fine written all over you"

Language I'd like to learn: Swahili

Worst dresser on the team: Ali

I'm deathly afraid of ... : Sharks

... should be on People's Most Beautiful list: Brady Quinn

... makes me want to puke: Meatloaf

What I miss most about being in the third grade: Recess

Thing that's been in my fridge the longest: Powerade

TV show that needs to be cancelled: Gossip Girl

If my pick for president doesn't win in November, I'm going to: Forget about it

You can judge a person by: Getting to know them

Worst vice: Jelly beans

Person I'm dying to have dinner with: Dwight Schrute

Favorite dance move: Running man

Most expensive traffic ticket: Never gotten one

Vegetable I won't eat: Tomato

Our locker room smells like: A lot of things



23

Alexandra Hurley

Anaconda, Mont. (Anaconda H.S.)

Freshman ::: 5-11 ::: Guard/forward



A natural three at the college level ... Scored 1,698 points in high school to break Anaconda High's 58-year-old scoring record ... Led the Copperheads to the 2008 Class A state title, the school's first in 35 years ... A 2008 McDonald's All-America team nominee ... Older brother, Tyler, plays for the Grizzly men's basketball team ... A national champion free throw shooter as a 12 year old

Coach Selvig's Scouting Report: "Ali is a really good shooter and a really good scorer. She has a knack for finding ways to score. She has perimeter skills, but she also has the size to do damage inside. She's a 3-point shooter who can also score inside, either by posting up or finishing off a drive."

"Ali is a basketball junkie, so I think she is just going to keep steadily improving."

Prep: A 2008 graduate of Anaconda High ... Led the Copperheads to a four-year record of 80-9 ... A four-time all-state and four-time *Great Falls Tribune* Super State selection ... Finished career with 1,698 points (18.7/g), breaking former Minneapolis Laker Ed Kalafat's Anaconda High scoring record that had stood since 1950 ... Averaged 22 points, nine rebounds and four steals as a senior to lead the 22-1 Copperheads to their first state title since 1973 ... The 2008 Class A state tournament MVP ... A 2008 McDonald's All-America team nominee ... Led AHS to four Class A state tournament appearances ... A three-time academic all-state selection ... Featured in *Sports Illustrated's* Faces in the Crowd in March 2008 ... Selected to play in the 2008 Montana-Wyoming all-star series.

Personal: Born March 4, 1990, in Deer Lodge, Mont. ... The daughter of Tammy Hurley ... Has an older brother, Tyler, who is a redshirt freshman on the Grizzly men's basketball team ... Uncle, Rob Hurley, was a four-year letter-winner for the Grizzly basketball team in the late 70s and early 80s ... Won the 2002 Elks National Hoop Shoot free throw contest in Springfield, Mass., in the 12-13 age group ... A sociology major.



Inside Alexandra's mind ...

... makes me want to puke: Math

Most expensive traffic ticket: \$20 speeding ticket. I still haven't told my mom

... should be on People's Most Beautiful list: David Beckham

Person I'm dying to have dinner with: David Beckham

Who's the luckiest person in the world? Victoria Beckham, because she is married to David Beckham

Favorite pick-up line: "Are you from Tennessee? Because you are the only ten I see"

Language I'd like to learn: Russian

... are forbidden in my house: Animals (especially dogs)

Thing I dislike most about my appearance: My huge feet! (size 11 men's)

The dish I cook best: Instant oatmeal when Tianna helps me

If my life was on reality television, I'd call it: "A3 ... All About Ali"

Worst dresser on the team: Haven't established that yet, but it's definitely not me

I'm deathly afraid of ... : Sharks ... I had an encounter with one while kayaking in Puerto Vallarta, Mexico

TV show that needs to be cancelled: South Park



33 Tianna Ware

Bakersfield, Calif. (Ridgeview, H.S.)

Freshman :: 5-10 :: Guard




Will compete for playing time at the two and three ... Averaged 18 points and eight rebounds per game as a senior and was a four-time All-Southwest Yosemite League selection ... A 2008 McDonald's All-America team nominee ... Also a standout track and field athlete ... First name pronounced tie-YAWN-ah

Coach Selvig's Scouting Report: "Tianna is an exciting player who adds speed and quickness, so she's a good addition to the team. With her abilities she could play either the two or three in our program. She plays hard, so I think she has the chance to become a great defender.

"Tianna isn't a consistent outside shooter yet, but she can score inside. The rate at which she improves is going to be the key, but I think she has the chance to be really good."

Prep: A 2008 graduate of Ridgeview High ... A four-time team MVP and four-time All-Southwest Yosemite League (SWYL) selection ... The SWYL Rookie of the Year in 2004-05 ... Averaged 18 points, 8 rebounds, 1.7 assists and 1.3 steals as a senior ... A 2008 McDonald's All-America team nominee, making the cut to the final 50 ... Also a track and field standout in the jumps for the Wolfpack ... A member of the National Honor Society ... Graduated with honors.

Personal: Born February 8, 1990, in Bakersfield, Calif. ... The daughter of Tyrone and Tonya Ware ... Has a younger brother, Tyrell ... A communications major.



Age you had your first kiss: Seven, and that was only because I threatened to beat him up

Best perk of being the Lady Griz head coach: Coaching an awesome player like Tianna Ware

One word your mother would use to describe you: Somethin'

Worst vice: Ice cream. I try to eat it every day because it keeps the kid in me alive

Favorite pick-up line: "Are your feet tired? Because you've been running through my mind all day"

Person I'm dying to have dinner with: My late Grandma Letha

I'm deathly afraid of ... : Mold ... (chills) ... ugh!

Historical event I'd most like to go back in time and witness: Winston Crite Sr. playing for the Phoenix Suns

Our locker room smells like: Sarah's locker and Steph's spray trying to overpower it

... is forbidden in my house: Mold and/or mildew

Most expensive traffic ticket: Never had one, never will

Favorite dance move: I have so many I can't narrow it down to just one

... make me want to puke: Fake people

Vegetable I won't eat: I'll try anything, but lima beans are probably my least favorite

What I miss most about being in the third grade: Less work, more play and we never judged each other

TV show that needs to be cancelled: Tyra Banks' show. She has no business having her own talk show

Inside Tianna's mind ...



2007-08 Individual Box Scores

Mandy
Morales

Opponent	MIN	FG	3PT	FT	R	A	B	S	PT
@Boise State	32	9-14	2-2	8-11	7	6	0	0	28
Montana Tech	26	6-13	2-5	0-0	4	10	0	2	14
@Gonzaga	32	6-17	1-6	4-6	9	5	1	3	17
vs Oregon State	36	4-9	0-4	2-4	6	10	1	0	10
vs Richmond	37	11-21	6-9	2-2	3	6	0	1	30
UC S. Barbara	18	4-7	1-3	1-1	3	5	0	1	10
Mississippi	31	6-11	5-9	3-4	4	5	0	2	20
Montana State	29	2-6	1-3	4-6	3	6	1	2	9
Northern Ariz.	21	2-7	0-1	2-2	0	6	0	1	6
Sacramento St.	20	7-13	4-8	5-5	2	1	0	1	23
@Idaho State	26	9-19	2-7	1-2	3	1	1	0	21
@Weber State	33	2-7	0-2	4-6	5	7	2	2	8
Northern Colo.	35	4-9	1-6	10-11	4	4	2	1	19
Portland State	34	5-16	2-6	5-5	4	3	0	2	17
E. Washington	32	3-7	1-3	4-4	4	7	1	2	11
@Montana St.	32	7-16	2-7	8-10	3	5	0	1	24
@Sac. State	33	7-19	0-8	6-6	8	6	2	0	20
@N. Arizona	29	3-5	2-3	0-0	4	4	1	0	8
Weber State	32	3-7	0-1	9-10	9	3	0	0	15
Idaho State	24	8-13	0-2	2-2	4	2	1	2	18
@N. Colorado	37	5-11	1-3	5-6	3	4	1	1	16
@Eastern Wash.	35	2-10	0-4	0-0	9	3	1	4	10
@Portland St.	7	1-2	0-1	0-0	0	1	0	0	2
Portland State	40	8-16	3-8	12-12	8	7	0	0	31
Montana State	36	7-11	6-6	4-5	3	7	2	0	24
vs. Vanderbilt	32	4-7	2-5	1-1	8	5	1	3	11

Sonya
Rogers

Opponent	MIN	FG	3PT	FT	R	A	B	S	PT
@Boise State	36	3-12	0-4	0-0	3	1	0	0	6
Montana Tech	27	6-9	4-6	2-2	4	3	0	1	18
@Gonzaga	32	6-9	4-6	1-2	2	0	0	1	17
vs Oregon State	32	6-11	3-5	2-2	4	0	0	0	17
vs Richmond	32	5-11	4-7	3-4	4	1	0	1	17
@Wyoming	36	3-7	1-3	0-1	3	1	0	4	7
@Portland	35	4-8	1-4	6-6	5	2	1	0	15
Cal St. N-ridge	28	5-7	2-3	0-0	0	2	0	0	12
Idaho	28	5-8	3-4	3-6	1	1	0	2	16
Washington St.	32	7-11	4-8	3-4	3	0	0	0	21
Mont.-Western	27	6-12	2-6	0-0	6	1	0	1	14
UC S. Barbara	29	2-9	2-5	2-2	1	1	0	2	8
Mississippi	27	6-14	2-8	1-2	4	4	0	1	15
Montana State	35	9-14	5-6	9-9	3	1	0	0	32
Northern Ariz.	24	2-6	1-3	1-2	1	0	0	1	6
Sacramento St.	24	3-6	2-4	0-0	4	0	0	0	8
@Idaho State	22	1-2	0-1	0-0	3	1	0	0	2
@Weber State	20	1-4	0-1	0-0	1	3	0	0	2
Northern Colo.	33	4-9	4-8	2-2	4	0	0	1	14
Portland State	38	4-11	3-9	3-4	4	0	0	2	14
E. Washington	26	2-6	2-2	7-8	3	3	0	0	13
@Montana St.	35	5-10	3-6	2-2	1	1	0	0	15
@Sac. State	30	3-8	3-6	0-0	3	2	0	0	9
@N. Arizona	31	3-8	2-3	5-5	5	2	0	0	13
Weber State	32	3-8	2-4	0-0	1	3	0	1	8
Idaho State	21	3-6	2-4	0-0	3	2	0	1	8
@N. Colorado	35	4-8	1-2	2-2	3	1	0	0	11
@Eastern Wash.	27	1-5	0-1	4-4	0	2	0	1	6
@Portland State	36	5-9	3-4	2-2	6	5	0	0	15
Portland State	26	5-11	2-5	1-2	2	1	0	0	13
Montana State	23	4-8	3-6	5-6	2	0	0	0	16
vs. Vanderbilt	27	2-6	2-4	2-2	5	2	0	0	8

Britney
Lohman

Opponent	MIN	FG	3PT	FT	R	A	B	S	PT
@Boise State	31	2-7	0-1	0-0	6	1	1	2	4
Montana Tech	20	0-3	0-1	0-2	1	1	0	1	0
@Gonzaga	24	1-6	0-1	2-4	3	0	1	0	4
vs Oregon State	29	3-7	0-0	2-4	7	1	2	2	8
vs Richmond	25	4-7	1-1	2-2	3	4	1	0	11
@Wyoming	36	1-4	1-2	11-12	7	3	1	0	14
@Portland	31	1-8	0-3	4-5	10	4	1	2	6
Cal St. N-ridge	22	3-6	0-0	2-2	7	3	1	0	8
Idaho	24	3-7	0-0	1-2	6	1	1	2	7
Washington St.	28	3-11	0-0	2-3	12	2	1	3	8
Mont.-Western	28	6-7	0-0	6-7	7	1	1	2	18
Montana State	26	4-8	0-2	0-3	3	1	1	1	8
Northern Ariz.	18	7-9	2-2	2-3	4	1	1	3	18
Sacramento St.	26	2-6	0-0	4-5	3	3	2	0	8
@Idaho State	12	0-4	0-0	1-2	3	0	0	1	1
@Weber State	34	6-9	1-1	0-0	5	1	0	1	13
Northern Colo.	27	3-12	0-2	0-1	7	3	3	1	6
Portland State	35	5-9	0-1	5-6	6	0	0	5	15
E. Washington	34	4-9	1-3	1-2	8	3	1	2	10
@Montana St.	28	5-8	0-1	0-0	6	2	0	2	10
@Sac. State	24	4-5	0-0	1-2	7	1	0	0	9
@N. Arizona	22	2-5	0-0	2-3	5	2	0	0	6
Weber State	35	3-6	1-2	11-13	7	0	4	1	18
Idaho State	33	2-4	2-2	0-2	8	3	0	1	6
@N. Colorado	36	5-9	1-3	1-2	9	2	3	1	12
@Eastern Wash.	32	2-5	0-1	3-3	3	0	0	0	7
@Portland State	18	1-5	0-2	2-2	3	0	0	0	4
Portland State	35	5-11	0-0	4-4	5	1	1	1	14
Montana State	28	3-7	0-1	2-2	8	3	0	2	8
vs. Vanderbilt	23	3-8	0-2	0-3	0	0	1	0	6

Tamara
Guardipee

Opponent	MIN	FG	3PT	FT	R	A	B	S	PT
@Boise State	15	4-9	0-3	0-0	8	0	2	0	8
Montana Tech	14	3-7	0-0	2-3	5	2	2	0	8
@Gonzaga	10	2-4	0-0	1-1	2	0	0	0	5
vs Oregon State	23	3-9	0-1	2-2	9	0	3	1	8
vs Richmond	26	1-7	0-2	0-0	4	3	0	0	2
@Wyoming	18	0-3	0-0	0-0	2	1	0	0	0
@Portland	14	0-1	0-0	1-2	6	1	0	0	1
Cal St. N-ridge	17	4-7	0-0	0-0	5	0	0	2	8
Idaho	18	4-9	0-0	4-4	6	0	0	2	12
Washington St.	22	4-11	0-0	3-3	6	5	3	0	11
Mont.-Western	16	2-2	0-0	4-4	6	2	1	2	8
UC S. Barbara	24	6-8	0-0	3-3	3	2	1	0	15
Mississippi	29	3-5	0-1	1-2	10	2	0	2	7
Montana State	22	5-14	0-1	2-2	10	1	1	1	12
Northern Ariz.	17	3-9	0-2	1-2	13	0	2	1	7
Sacramento St.	17	0-3	0-1	2-2	8	2	2	0	2
@Idaho State	29	4-14	0-3	2-4	8	1	1	2	10
@Weber State	18	1-2	0-0	5-6	4	0	0	0	7
Northern Colo.	10	1-2	0-0	0-1	2	1	1	0	2
Portland State	17	1-8	0-1	1-2	8	0	1	0	3
E. Washington	8	0-3	0-1	0-0	3	0	0	0	0
@Montana St.	11	1-4	0-0	0-0	4	0	1	0	2
@Sac. State	10	1-3	0-0	0-0	2	2	0	0	2
@N. Arizona	10	1-2	0-0	0-0	4	1	1	0	2
Weber State	12	6-7	0-0	0-0	2	0	1	0	12
Idaho State	10	2-6	0-0	0-0	3	0	1	0	4
@N. Colorado	14	1-2	0-0	0-0	1	0	1	0	2
@Eastern Wash.	14	2-3	0-1	0-0	1	0	0	0	4
@Portland St.	10	2-4	0-0	3-3	3	1	1	0	7
Portland State	9	0-3	0-0	0-0	1	0	0	0	0
Montana State	9	2-2	0-0	0-0	4	0	1	1	4
vs. Vanderbilt	8	0-2	0-0	0-0	0	0	0	0	0

Lauren
Beck

Opponent	MIN	FG	3PT	FT	R	A	B	S	PT
@Boise State	5	0-1	0-0	0-0	0	0	0	0	0
Montana Tech	16	1-4	0-0	0-0	4	0	0	2	2
@Gonzaga	16	1-3	0-0	2-2	4	2	0	2	4
vs Oregon State	7	0-0	0-0	1-2	0	0	0	1	1
vs Richmond	14	0-2	0-0	3-4	2	1	1	0	3
@Wyoming	21	5-10	2-4	0-0	0	1	1	1	12
@Portland	24	1-5	0-0	5-7	5	1	3	1	7
Cal St. N-ridge	24	1-5	0-1	0-0	4	2	0	1	2
Idaho	23	2-3	0-0	3-4	2	3	0	1	7
Washington St.	18	2-3	1-2	1-2	2	2	1	2	6
Mont.-Western	20	0-4	0-1	0-0	4	1	3	1	0
UC S. Barbara	23	3-4	0-1	3-4	1	2	2	2	9
Mississippi	23	2-3	0-1	2-2	3	0	0	1	6
Montana State	20	1-1	0-0	0-0	0	0	1	0	2
Northern Ariz.	20	4-6	1-2	0-0	2	0	0	2	9
Sacramento St.	13	0-1	0-0	0-0	3	1	0	2	0
@Idaho State	21	5-8	1-1	2-2	3	1	0	0	13
@Weber State	18	2-4	0-1	0-0	3	1	0	2	4
Northern Colo.	8	0-2	0-1	0-0	0	0	0	1	0
Portland State	9	2-4	0-0	0-0	4	0	0	0	4
E. Washington	12	0-2	0-1	0-0	0	1	0	0	0
@Montana St.	15	3-3	0-0	2-2	2	0	1	0	8
@Sac. State	14	1-4	0-2	0-0	3	2	1	1	2
@N. Arizona	12	2-4	0-0	1-1	5	2	1	0	5
Weber State	3	0-1	0-1	0-0	1	0	0	0	0
Idaho State	22	2-3	0-0	0-0	3	1	0	1	4
@N. Colorado	4	0-1	0-0	0-0	2	0	0	0	0
@Eastern Wash.	19	2-3	1-1	2-4	5	4	2	1	7
@Portland State	22	2-8	0-0	0-0	3	0	0	0	4
Portland State	9	0-0	0-0	0-0	1	0	0	0	0
Montana State	6	0-2	0-0	2-3	2	0	0	0	2
vs. Vanderbilt	15	0-4	0-1	4-4	3	1	0	0	4

Sarah
Ena

Opponent	MIN	FG	3PT	FT	R	A	B	S	PT
@Boise State	7	0-5	0-0	0-0	4	1	0	1	0
Montana Tech	13	3-6	0-0	3-5	5	1	0	1	9
@Gonzaga	13	0-4	0-0	0-0	2	1	0	0	0
vs.Oregon State	10	0-5	0-0	0-0	0	0	0	0	0
vs.Richmond	4	0-1	0-0	0-0	1	0	0	1	0
@Wyoming	7	2-3	0-0	1-1	2	0	0	0	5
@Portland	16	1-5	0-0	3-5	4	2	0	0	5
Cal St. N-ridge	13	4-7	0-0	3-4	6	1	1	0	11
Idaho	13	3-3	0-0	4-5	4	1	1	0	10
Washington St.	12	4-7	0-0	2-4	3	0	1	0	10
Mont.-Western	15	3-8	0-0	2-3	5	0	0	1	8
UC S. Barbara	10	2-2	0-0	9-9	4	3	0	0	13
Mississippi	14	0-3	0-0	1-2	3	2	0	1	1
Montana State	11	1-3	0-0	0-0	5	1	0	0	2
Northern Ariz.	13	1-5	0-0	0-0	5	1	0	0	2
Sacramento St.	13	1-4	0-0	4-5	0	1	0	0	6
@Idaho State	12	1-2	0-0	2-4	3	1	1	0	4
@Weber State	10	2-4	0-0	3-4	3	0	0	0	7
Northern Colo.	5	0-0	0-0	0-0	1	0	0	0	0
Portland State	3	0-2	0-0	2-2	1	0	0	0	2
E. Washington	5	1-3	0-0	0-0	1	0	0	0	2
@Montana State	8	2-4	0-0	1-2	4	0	1	1	5
@Sac. State	12	1-5	0-0	2-2	3	0	0	0	4
@N. Arizona	13	4-7	0-0	5-6	3	1	1	1	13
Weber State	11	1-3	0-0	0-0	4	1	0	0	2
Idaho State	10	2-3	0-0	2-2	2	0	0	0	6
@N. Colorado	10	2-5	0-0	0-0	2	0	0	0	4
@Eastern Wash.	9	3-3	0-0	0-0	5	0	0	0	6
@Portland State	7	0-2	0-0	0-2	0	1	0	0	0
Portland State	16	4-9	0-0	5-5	6	0	0	0	13
Montana State	10	2-4	0-0	1-1	4	0	0	0	5
vs.Vanderbilt	21	3-7	0-0	1-1	5	1	0	0	7

2007-08 Individual Box Scores

Jessa
Linford

Opponent	MIN	FG	3PT	FT	R	A	B	S	PT
Montana Tech	6	1-2	0-0	0-0	2	1	0	0	2
@ Gonzaga	2	0-0	0-0	0-0	0	0	0	0	0
Cal St. N-ridge	7	3-4	0-0	2-3	1	0	0	0	8
Idaho	4	0-0	0-0	0-0	0	0	0	0	0
Washington St.	4	0-0	0-0	0-0	1	1	0	0	0
Mont.-Western	7	2-3	0-0	0-0	2	0	1	0	4
UC S. Barbara	7	0-1	0-0	0-2	2	0	0	0	0
Northern Ariz.	8	1-2	0-0	0-0	0	1	0	1	2
Sacramento St.	7	2-3	0-0	0-0	3	0	1	0	4
E. Washington	2	0-0	0-0	0-0	0	0	0	0	0
@ N. Arizona	4	0-1	0-0	0-0	0	0	0	0	0
Idaho State	1	0-1	0-0	0-0	0	0	0	0	0
@ Portland St.	10	3-4	0-0	0-0	0	2	1	0	6
Montana State	4	0-0	0-0	0-0	2	1	0	0	0
vs. Vanderbilt	6	0-1	0-0	0-0	2	0	0	1	0

Shadra
Robison

Opponent	MIN	FG	3PT	FT	R	A	B	S	PT
Montana Tech	8	1-2	0-0	2-2	0	0	0	0	4
@ Gonzaga	2	0-0	0-0	0-0	0	0	0	0	0
vs. Oregon State	2	0-0	0-0	0-0	0	0	0	0	0
Cal St. N-ridge	8	2-2	0-0	0-0	4	0	1	0	4
Idaho	6	0-1	0-0	1-2	3	0	0	0	1
Washington St.	5	0-0	0-0	0-0	0	0	0	0	0
Mont.-Western	11	1-4	0-0	0-2	4	1	0	1	2
UC S. Barbara	4	0-0	0-0	0-2	0	0	0	0	0
Northern Ariz.	10	2-3	0-0	0-2	3	1	0	0	4
Sacramento St.	8	0-1	0-0	0-0	2	0	0	0	0
E. Washington	2	0-0	0-0	0-0	0	0	0	0	0
@ N. Arizona	4	1-2	0-0	0-0	2	0	0	0	2
Idaho State	1	0-0	0-0	0-0	1	0	0	0	0
@ Portland St.	2	1-1	0-0	0-0	0	0	0	0	2
Montana State	4	0-1	0-0	0-0	0	0	0	0	0
vs. Vanderbilt	2	0-0	0-0	1-2	0	0	0	0	1

Stephanie
Stender

Opponent	MIN	FG	3PT	FT	R	A	B	S	PT
Montana Tech	11	0-3	0-2	0-0	0	0	0	0	0
@ Wyoming	0	0-0	0-0	0-0	0	0	0	0	0
Cal St. N-ridge	9	1-3	0-0	1-1	1	0	0	0	3
Idaho	4	0-0	0-0	2-2	0	0	0	1	2
Washington St.	4	0-0	0-0	0-0	0	0	0	0	0
Mont.-Western	6	0-0	0-0	2-2	0	0	0	1	2
UC S. Barbara	4	0-0	0-0	0-0	0	0	0	0	0
Northern Ariz.	9	1-4	0-2	0-0	1	0	0	0	2
Sacramento St.	9	0-2	0-1	0-0	1	0	0	1	0
E. Washington	2	2-2	1-1	0-0	0	0	0	0	5
@ N. Arizona	4	0-0	0-0	0-0	0	0	0	1	0
Idaho State	1	0-0	0-0	0-0	0	0	0	0	0
@ Portland St.	1	0-0	0-0	0-0	0	0	0	0	0
Montana State	4	1-1	0-0	0-0	0	1	0	0	2
vs. Vanderbilt	3	0-0	0-0	0-0	0	0	0	1	0

Graduated Seniors

Johanna Closson

Season	GP/GS	Min/Ave	FG-FGA	Pct	3FG-A	Pct	FT-FTA	Pct	Off	Def	Reb	Avg	PF/FO	A	TO	Bl	St	Pts	Ave
2004-05	30/0	538/17.9	69-171	.404	9-27	.333	69-79	.873	34	81	115	3.8	50/0	20	26	6	12	216	7.2
2005-06	28/1	511/18.3	74-196	.378	9-34	.265	49-63	.778	40	91	131	4.7	51/0	16	31	10	18	206	7.4
2006-07	31/31	725/23.4	110-259	.425	27-63	.429	59-70	.843	62	139	201	6.5	76/0	32	36	13	36	306	9.9
2007-08	32/32	857/26.8	114-254	.449	21-48	.433	66-75	.880	47	123	170	5.3	62/4	50	50	9	37	315	9.8
TOTAL	121/64	2,631/21.7	367-880	.417	66-172	.384	243-287	.847	183	434	617	5.1	239/4	118	143	38	103	1,043	8.6


Dana Conway

Season	GP/GS	Min/Ave	FG-FGA	Pct	3FG-A	Pct	FT-FTA	Pct	Off	Def	Reb	Avg	PF/FO	A	TO	Bl	St	Pts	Ave
2004-05	26/0	231/8.9	23-59	.390	7-20	.350	7-12	.583	7	18	25	1.0	15/0	12	33	1	5	60	2.3
2005-06	28/27	843/30.1	104-247	.421	32-82	.390	33-41	.805	39	91	130	4.6	47/0	45	37	11	23	273	9.8
2006-07	31/31	837/27.0	72-179	.402	25-66	.379	28-36	.778	33	91	124	4.0	48/0	35	42	0	14	197	6.4
2007-08	32/3	467/14.6	47-110	.427	19-50	.380	6-14	.429	17	53	70	2.2	26/0	19	26	3	11	119	3.7
TOTAL	117/61	2,378/20.3	246-595	.413	83-218	.381	74-103	.718	96	253	349	3.0	136/0	111	138	15	53	649	5.5

Laura Cote

Season	GP/GS	Min/Ave	FG-FGA	Pct	3FG-A	Pct	FT-FTA	Pct	Off	Def	Reb	Avg	PF/FO	A	TO	Bl	St	Pts	Ave
2004-05	27/1	282/10.4	28-93	.301	6-31	.194	23-34	.676	11	29	40	1.5	22/0	17	34	0	8	85	3.1
2005-06	26/0	296/11.4	26-78	.333	3-14	.214	15-24	.625	11	21	32	1.2	23/0	21	32	0	14	70	2.7
2006-07	31/0	626/20.2	66-150	.440	9-37	.243	28-37	.757	25	49	74	2.4	52/1	41	33	1	15	169	5.5
2007-08	32/8	739/23.1	86-204	.422	28-66	.424	58-68	.853	26	73	99	3.1	56/0	55	58	13	27	258	8.1
TOTAL	116/9	1,943/16.8	206-525	.392	46-148	.311	124-163	.761	73	172	245	2.1	153/1	134	157	14	64	582	5.0

OPPONENTS



SENIOR BRITNEY LOHMAN

GAME 1

WYOMING

COWGIRLS



Sun., Nov. 16 (2 p.m.) • Missoula, Mont.

Location Laramie, Wyo.
Founded 1886
Nickname Cowgirls

Enrollment 13,207
Colors Brown and gold
Conference Mountain West
Director of Athletics Tom Burman
Facility Arena Auditorium (15,028)
Coach Joe Legerski
Alma mater Wyoming ('79)
Record at UW, years 99-55, five
Career record, years Same
2007-08 overall record 24-7
MWC record, finish 12-4, third

Starters R/L 1/4
Letter-winners R/L 9/4
Series vs. Montana UM leads 7-3
Last meeting UW 65, UM 54 (11.29.07)

Sports Information

WBB contact Amy Dambro
E-mail montross@uwyo.edu
Phone 307-766-2269
Fax 307-766-2346
Web WyomingAthletics.com

GAME 2

IDAHO

VANDALS



Tues., Nov. 18 (7 p.m.) • Moscow, Idaho

Location Moscow, Idaho
Founded 1889
Nickname Vandals

Enrollment 11,739
Colors Silver and gold
Conference Western Athletic
Director of Athletics Rob Spear
Facility Cowan Spectrum (7,000)
Coach Jon Newlee
Alma mater San Diego State ('82)
Record at UI, years First year
Career record, years 93-82, six
2007-08 overall record 4-25
WAC record, finish 3-13, eighth

Starters R/L 4/1
Letter-winners R/L 4/7
Series vs. Montana UM leads 33-7
Last meeting UM 77, UI 52 (12.15.07)

Sports Information

WBB contact Spencer Farrin
E-mail spencerf@uidaho.edu
Phone 208-885-7065
Fax 208-885-0255
Web GoVandals.com

GAME 3

ILLINOIS

FIGHTING ILLINI



Caribbean Challenge

Wed., Nov. 26 (3:30 p.m.) • Cancun, Mexico

Location Urbana-Champaign, Ill.
Founded 1867
Nickname Fighting Illini

Enrollment 42,326
Colors Orange and blue
Conference Big Ten
Director of Athletics Ron Guenther
Facility Assembly Hall (16,618)
Coach Jolette Law
Alma mater Iowa ('90)
Record at UI, years 20-15, one
Career record, years Same
2007-08 overall record 20-15
B10 record, finish 8-10, ninth

Starters R/L 3/2
Letter-winners R/L 4/5
Series vs. Montana First meeting
Last meeting N/A

Sports Information

WBB contact Derek Neal
E-mail dneal@uiuc.edu
Phone 217-244-3707
Fax 217-333-5540
Web FightingIllini.com

GAME 4

MARYLAND

TERRAPINS



Caribbean Challenge

Thurs., Nov. 27 (6 p.m.) • Cancun, Mexico

Location College Park, Md.
Founded 1856
Nickname Terrapins

Enrollment 36,014
Colors Red, white, black and gold
Conference Atlantic Coast
Director of Athletics Deborah Yow
Facility Comcast Center (17,950)
Coach Brenda Frese
Alma mater Arizona ('93)
Record at UM, years 145-55, six
Career record, years 202-85, nine
2007-08 overall record 33-4
ACC record, finish 13-1, second

Starters R/L 3/2
Letter-winners R/L 6/6
Series vs. Montana First meeting
Last meeting N/A

Sports Information

WBB contact TBA
E-mail TBA
Phone 301-314-7064
Fax 301-314-9094
Web UMTerps.com

GAME 5

SOUTH DAKOTA STATE

JACKRABBITS



Caribbean Challenge

Fri., Nov. 28 (6 p.m.) • Cancun, Mexico

Location Brookings, S.D.
Founded 1881
Nickname Jackrabbits

Enrollment 11,706
Colors Yellow and blue
Conference The Summit League
Director of Athletics Fred Oien
Facility Frost Arena (6,500)
Coach Aaron Johnston
Alma mater Gustavus Adolphus ('96)
Record at SDSU, years 193-62, eight+
Career record, years Same
2007-08 overall record 23-7
SL record, finish 16-2, first

Starters R/L 4/1
Letter-winners R/L 11/2
Series vs. Montana First meeting
Last meeting N/A

Sports Information

WBB contact Jason Hove
E-mail jason.hove@sdstate.edu
Phone 605-688-4623
Fax 605-688-5999
Web GoJacks.com

GAME 6

OREGON
DUCKS

Thurs., Dec. 4 (7 p.m.) • Eugene, Ore.

Location Eugene, Ore.
Founded 1876
Nickname Ducks

Enrollment 20,376
Colors Green and yellow
Conference Pac-10
Director of Athletics Pat Kilkenny
Facility McArthur Court (9,087)
Coach Bev Smith
Alma mater Oregon ('82)
Record at UO, years 114-100, seven
Career record, years Same
2007-08 overall record 14-17
P-10 record, finish 7-11, seventh

Starters R/L 3/2
Letter-winners R/L 8/3
Series vs. Montana UO leads 10-2
Last meeting UO 53, UM 52 (12.12.03)

Sports Information

WBB contact Andria Wenzel
E-mail awenzel@uoregon.edu
Phone 541-346-0962
Fax 541-346-5449
Web GoDucks.com

GAME 7

BOISE STATE
BRONCOS

Sun., Dec. 7 (2 p.m.) • Missoula, Mont.

Location Boise, Idaho
Founded 1932
Nickname Broncos

Enrollment 19,540
Colors Blue and orange
Conference Western Athletic
Director of Athletics Gene Bleymaier
Facility Taco Bell Arena (12,400)
Coach Gordy Presnell
Alma mater Northwest Nazarene ('83)
Record at BSU, years 63-32, three
Career record, years 459-159, 21
2007-08 overall record 24-8
WAC record, finish 14-2, tied for first

Starters R/L 3/2
Letter-winners R/L 8/2
Series vs. Montana UM leads 37-12
Last meeting BSU 70, UM 64 (11.11.07)

Sports Information

WBB contact Doug Link
E-mail dlink@boisestate.edu
Phone 208-426-1027
Fax 208-426-3361
Web BroncoSports.com

GAME 8

COLORADO STATE
RAMS

Wed., Dec. 10 (7 p.m.) • Missoula, Mont.

Location Fort Collins, Colo.
Founded 1870
Nickname Rams

Enrollment 25,500
Colors Green and gold
Conference Mountain West
Director of Athletics Paul Kowalczyk
Facility Moby Arena (8,745)
Coach Kristen Holt
Alma mater Ohio ('93)
Record at CSU, years First season
Career record, years 11-16, one
2007-08 overall record 4-28
MWC record, finish 0-16, ninth

Starters R/L 3/2
Letter-winners R/L 7/5
Series vs. Montana Tied 3-3
Last meeting CSU 65, UM 53 (1.8.05)

Sports Information

WBB contact Danny Mattie
E-mail d.mattie@colostate.edu
Phone 970-491-5050
Fax 970-491-1348
Web CSURams.com

GAME 9

PORTLAND
PILOTS

Sat., Dec. 13 (7 p.m.) • Missoula, Mont.

Location Portland, Ore.
Founded 1901
Nickname Pilots

Enrollment 3,300
Colors Purple and white
Conference West Coast
Director of Athletics Larry Williams
Facility Chiles Center (4,852)
Coach Jim Sollars
Alma mater Seattle Pacific ('66)
Record at UP, years 300-333, 22
Career record, years 323-390, 25
2007-08 overall record 15-15
WCC record, finish 5-9, tied for sixth

Starters R/L 3/2
Letter-winners R/L 9/6
Series vs. Montana UM leads 12-5
Last meeting UM 67, UP 63 (12.5.07)

Sports Information

WBB contact Adam Linnman
E-mail linnman@up.edu
Phone 503-943-7731
Fax 503-943-7242
Web PortlandPilots.com

GAME 10

DENVER
PIONEERS

Wed., Dec. 17 (4 p.m.) • Denver, Colo.

Location Denver, Colo.
Founded 1864
Nickname Pioneers

Enrollment 10,791
Colors Crimson and gold
Conference Sun Belt
Director of Athletics Peg Bradley-Doppes
Facility Magness Arena (7,200)
Coach Erik Johnson
Alma mater UC San Diego ('94)
Record at DU, years First season
Career record, years Same
2007-08 overall record 11-19
SBC record, finish 6-12, sixth (West Div.)

Starters R/L 2/3
Letter-winners R/L 8/4
Series vs. Montana First meeting
Last meeting N/A

Sports Information

WBB contact Nicole Dupes
E-mail nicole.dupes@du.edu
Phone 303-871-4990
Fax 303-871-3890
Web DenverPioneers.com

GAME 11**GONZAGA
BULLDOGS**

Fri., Dec. 19 (7 p.m.) • Missoula, Mont.

Location Spokane, Wash.
Founded 1887
Nickname Bulldogs, Zags

Enrollment 6,923
Colors Blue, white and red
Conference West Coast
Director of Athletics Mike Roth
Facility McCarthy Center (6,000)
Coach Kelly Graves
Alma mater New Mexico ('88)
Record at GU, years 145-102, eight
Career record, years 211-128, 11
2007-08 overall record 25-9
WCC record, finish 13-1, first

Starters R/L 4/1
Letter-winners R/L 9/4
Series vs. Montana UM leads 17-8
Last meeting GU 87, UM 71 (11.19.07)

Sports Information

WBB contact Liz Smith
E-mail smith@athletics.gonzaga.edu
Phone 509-313-4288
Fax 509-313-5730
Web GoZags.com

GAME 12**MSU NORTHERN
SKYLIGHTS**

Sat., Dec. 20 (7 p.m.) • Missoula, Mont.

Location Havre, Mont.
Founded 1929
Nickname Skylights

Enrollment 1,400
Colors Maroon and gold
Conference Frontier
Director of Athletics Mark Samson
Facility Northern Gym (2,100)
Coach Chris Mouat
Alma mater Montana ('93)
Record at MSUN, years 53-35, three
Career record, years Same
2007-08 overall record 16-13
FC record, finish 6-8, fourth

Starters R/L 2/3
Letter-winners R/L 5/5
Series vs. Montana UM leads 6-0
Last meeting UM 79, MSUN 47 (11.23.85)

Sports Information

WBB contact Leo Bullechild
E-mail lbullechild@msun.edu
Phone 406-265-3543
Fax 406-265-4129
Web MSUN.edu/athletics

GAME 13**HAMPTON
PIRATES**

29th Lady Griz Holiday Classic

Sun., Dec. 28 (7 p.m.) • Missoula, Mont.

Location Hampton, Va.
Founded 1868
Nickname Pirates

Enrollment 6,156
Colors Royal blue and white
Conference Mid-Eastern Athletic
Director of Athletics Lonza Hardy, Jr.
Facility Hampton Convocation Ctr. (7,200)
Coach Walter Mebane
Alma mater North Carolina ('81)
Record at HU, years 54-61, four
Career record, years Same
2007-08 overall record 18-13
MEAC record, finish 10-6, tied for fourth

Starters R/L 3/2
Letter-winners R/L 10/0
Series vs. Montana First meeting
Last meeting N/A

Sports Information

WBB contact Ebonee Mayo-Mitchell
E-mail ebonee.mayomitchell@hamptonu.edu
Phone 757-727-5906
Fax 757-727-5813
Web HamptonPirates.com

GAME 14**NEVADA
WOLF PACK**

29th Lady Griz Holiday Classic

Tues., Dec. 30 (7 p.m.) • Missoula, Mont.

Location Reno, Nev.
Founded 1874
Nickname Wolf Pack

Enrollment 17,000
Colors Navy blue and silver
Conference Western Athletic
Director of Athletics Cary Groth
Facility Lawlor Events Center (11,536)
Coach Jane Albright
Alma mater Appalachian State ('77)
Record at UN, years First season
Career record, years 397-311, 24
2007-08 overall record 18-12
WAC record, finish 9-5, fourth

Starters R/L 4/1
Letter-winners R/L 10/6
Series vs. Montana UM leads 14-1
Last meeting UM 62, UN 41 (12.29.95)

Sports Information

WBB contact Kristen Saibini
E-mail ksaibini@unr.edu
Phone 775-682-6985
Fax 775-784-4386
Web NevadaWolfPack.com



Saturday, Jan. 31
Cheney, Wash.

EASTERN WASHINGTON

Thursday, March 5
Missoula, Mont.



• Eastern Washington Quick Facts •

Location	Cheney, Wash.
Enrollment	9,841
Nickname	Eagles
Colors	Red and white
Home arena (capacity)	Reese Court (5,000)
Director of Athletics	Bill Chaves
Web site	GoEags.com
WBB SID	Matt MacDonald
E-mail	mmacdonald@mail.ewu.edu
Phone	509-359-6333
Coach (alma mater)	Wendy Schuller (Fresno Pacific, '92)
Record at EWU	84-116, seven years
Career record	Same
2007-08 record	4-25
2007-08 Big Sky Conference record, finish	1-15, ninth
Postseason	N/A
Starters returning/lost	4/1
Letter-winners returning/lost	8/4

2008-09 SCHEDULE

11.14	at Nevada
11.21	San Francisco
11.25	at Idaho
11.28	at UNLV
11.29	vs. Georgia/CSU Fullerton
12.2	Montana Tech
12.4	Gonzaga
12.6	at Utah State
12.13	Pacific
12.15	Portland
12.20	at Cal Poly
12.22	at Cal State Northridge
12.30	Eastern Oregon
1.2	Northern Arizona *
1.4	Sacramento State *
1.8	at Idaho State *
1.10	at Weber State *
1.15	Northern Colorado *
1.24	Portland State *
1.29	Montana State *
1.31	Montana *
2.5	at Sacramento State *
2.7	at Northern Arizona *
2.12	Weber State *
2.14	Idaho State *
2.21	at Northern Colorado *
2.28	at Portland State *
3.5	at Montana *
3.7	at Montana State *

2007-08 RESULTS

Montana Tech	W, 63-48
Nevada	L, 68-74
Washington State	L, 59-70
vs. Akron	L, 62-66
vs. Marist	L, 50-74
UC Irvine	L, 57-68
Utah State	L, 55-74
Idaho	W, 65-53
at Portland	L, 58-85
Great Falls	W, 73-57
at San Francisco	L, 86-95
at Pacific	L, 74-83
at Gonzaga	L, 61-97
at Northern Arizona *	L, 70-82
at Sacramento State *	L, 70-73
Idaho State *	L, 69-76
Weber State *	L, 49-68
at Northern Colorado *	L, 57-71
at Portland State *	L, 56-77
at Montana State *	L, 70-83
at Montana *	L, 59-77
Sacramento State *	L, 72-81
Northern Arizona *	W, 69-62
at Weber State *	L, 58-73
at Idaho State *	L, 62-73
Northern Colorado *	L, 56-71
Portland State *	L, 71-75
Montana *	L, 48-62
Montana State *	L, 54-65

Player Information

Starters returning (4)

Name	Pos.	Ht.	Yr.	PPG	RPG
Amy Bratvold	F	6-1	Sr.	7.3	3.3
Jessica Huntington	G	5-8	Jr.	3.5	2.8
Julie Piper	F	6-1	So.	6.2	4.6
Nicole Scott	F	6-2	Jr.	10.3	6.0

Starters lost (1)

Name	Pos.	Ht.	PPG	RPG
Sydney Benson	F	6-2	11.5	7.4

Series History

Overall: Montana leads 62-11

Home: Montana leads 36-2

Away: Montana leads 23-8

Neutral: Montana leads 3-1

Postseason: Montana leads 8-2

Streak: Montana five straight

Last UM win: 62-48 at Cheney, Wash. (3/6/08)

Last EWU win: 58-56 at Cheney, Wash. (1/28/06)

1974-75	A	EWU 54, UM 51	1992-93	H	UM 81, EWU 50
1975-76	H	UM 52, EWU 38		A	UM 61, EWU 35
	N	UM 67, EWU 47	1993-94	A	UM 73, EWU 48
1976-77	A	EWU 62, UM 47		H	UM 76, EWU 47
	H	UM 60, EWU 44	1994-95	H	UM 69, EWU 52
1979-80	A	EWU 63, UM 44		A	EWU 62, UM 59
	H	EWU 66, UM 62		H	UM 72, EWU 45
	N	EWU 62, UM 51	1995-96	A	UM 73, EWU 47
1980-81	H	UM 72, EWU 38		H	UM 76, EWU 44
	A	UM 61, EWU 54	1996-97	H	UM 73, EWU 48
1981-82	A	UM 67, EWU 57		A	UM 72, EWU 40
	H	UM 52, EWU 50	1997-98	A	UM 71, EWU 56
1982-83	A	UM 70, EWU 63 <i>ot</i>		H	UM 79, EWU 47
	H	UM 53, EWU 46	1998-99	H	UM 76, EWU 41
1983-84	A	UM 63, EWU 47		A	EWU 65, UM 62
	H	UM 88, EWU 70	1999-00	A	UM 63, EWU 42
	H	UM 77, EWU 62		H	UM 72, EWU 62
1984-85	A	EWU 89, UM 74	2000-01	A	UM 58, EWU 45
	H	UM 78, EWU 71 <i>ot</i>		H	UM 73, EWU 56
	N	UM 66, EWU 65		N	UM 76, EWU 55
1985-86	H	UM 65, EWU 52	2001-02	H	UM 58, EWU 50
	A	EWU 58, UM 51		A	UM 60, EWU 53
	H	UM 65, EWU 39	2002-03	H	UM 72, EWU 57
1986-87	A	UM 76, EWU 71		A	UM 65, EWU 57
	H	UM 84, EWU 64	2003-04	A	UM 67, EWU 61
	H	EWU 77, UM 74		H	UM 60, EWU 58
1987-88	H	UM 60, EWU 49		H	UM 81, EWU 54
	A	UM 76, EWU 49	2004-05	H	UM 72, EWU 65
	H	UM 79, EWU 53		A	UM 67, EWU 42
1988-89	H	UM 81, EWU 47	2005-06	A	EWU 58, UM 56
	A	UM 75, EWU 52		H	UM 79, EWU 54
1989-90	H	UM 88, EWU 62	2006-07	H	UM 92, EWU 55
	A	UM 70, EWU 60		A	UM 71, EWU 53
	H	UM 72, EWU 61	2007-08	H	UM 77, EWU 59
1990-91	H	UM 77, EWU 48		A	UM 62, EWU 48
	A	UM 83, EWU 69			
1991-92	H	UM 82, EWU 69			
	A	UM 70, EWU 56			

Thursday, Jan. 15
Missoula, Mont.

IDAHO STATE

Saturday, Feb. 21
Pocatello, Idaho



• Idaho State Quick Facts •

Location	Pocatello, Idaho
Enrollment	13,929
Nickname	Bengals
Colors	Orange and black
Home arena (capacity)	Reed Gym (3,241)
Interim Director of Athletics	Jeff Tingey
Web site	ISUBengals.com
WBB SID	Katie Zigars
E-mail	zigakath@isu.edu
Phone	208-282-3651
Coach (alma mater)	Seton Sobolewski (Northern Ariz., '01)
Record at ISU	First year
Career record	Same
2007-08 record	20-10
2007-08 Big Sky Conference record, finish	12-4, second
Postseason	Lost 77-54 to Boise State in WNIT first round
Starters returning/lost	3/2
Letter-winners returning/lost	7/7

2008-09 SCHEDULE

11.15	vs. DePaul
11.16	at New Mexico
11.17	vs. Alcorn State
11.22	at Utah State
11.25	at Southern Utah
11.28	at Loyola Marymount
11.29	vs. Georgetown/N.D. State
12.3	Montana Western
12.6	Wyoming
12.10	at Boise State
12.13	at Utah Valley
12.20	St. Mary's
12.30	at Colorado
1.2	at Northern Colorado *
1.8	Eastern Washington *
1.10	Portland State *
1.15	at Montana *
1.17	at Montana State *
1.22	Northern Arizona *
1.24	Sacramento State *
1.31	Weber State *
2.7	Northern Colorado *
2.12	at Portland State *
2.14	at Eastern Washington *
2.19	Montana State *
2.21	Montana *
2.26	at Sacramento State *
2.28	at Northern Arizona *
3.7	at Weber State *

2007-08 RESULTS

at Wyoming	L, 50-76
Montana Tech	W, 93-62
at Texas Tech	L, 72-86
vs. Alcorn State	W, 61-53
vs. Kennesaw State	W, 87-68
Utah State	W, 69-60
vs. UCLA	W, 76-64
at Nevada	L, 66-74
at Oregon State	W, 79-73
Lewis-Clark State	W, 74-58
Southern Utah	W, 82-57
Boise State	L, 74-78
Northern Colorado *	W, 86-66
at Eastern Washington *	W, 76-69
at Portland State *	L, 57-97
Montana *	W, 90-77
Montana State *	W, 85-80
at Northern Arizona *	L, 67-82
at Sacramento State *	W, 90-73
at Weber State *	W, 64-50
at Northern Colorado *	W, 76-63
Portland State *	L, 63-81
Eastern Washington *	W, 73-62
at Montana State *	W, 85-71
at Montana *	L, 54-76
Sacramento State *	W, 95-78
Northern Arizona *	W, 85-70
Weber State *	W, 81-69
vs. Montana State	L, 72-83
at Boise State	L, 54-77

Player Information

Starters returning (3)

Name	Pos.	Ht.	Yr.	PPG	RPG
Jenna Brown	G	5-3	Sr.	6.4	2.0
Devin Diehl	G/F	5-9	Jr.	6.5	1.5
Michelle Grohs	G/F	6-1	Sr.	7.1	4.4

Starters lost (2)

Name	Pos.	Ht.	PPG	RPG
Natalie Doma	C	6-3	24.7	12.4
Andrea Lightfoot	G	5-8	16.0	5.6

Series History

Overall: Montana leads 54-6

Home: Montana leads 30-1

Away: Montana leads 23-5

Neutral: Montana leads 1-0

Postseason: Montana leads 3-1

Streak: Montana one straight

Last UM win: 76-54 at Missoula, Mont. (2/23/08)

Last ISU win: 90-77 at Pocatello, Idaho (1/17/08)

1978-79	H	UM 53, ISU 52	1995-96	H	UM 67, ISU 50
1979-80	H	UM 66, ISU 50		A	UM 78, ISU 51
1980-81	H	UM 59, ISU 46	1996-97	H	UM 69, ISU 58
	A	ISU 59, UM 52		A	UM 66, ISU 52
1982-83	A	UM 66, ISU 61	1997-98	A	UM 72, ISU 53
	H	UM 78, ISU 57		H	UM 87, ISU 45
1983-84	A	UM 64, ISU 37	1998-99	H	UM 65, ISU 52
	H	UM 82, ISU 50		A	UM 53, ISU 50
1984-85	A	UM 94, ISU 76	1999-00	A	UM 56, ISU 48
	H	UM 91, ISU 69		H	UM 80, ISU 48
1985-86	A	UM 60, ISU 48	2000-01	H	ISU 67, UM 62
	H	UM 86, ISU 57		A	ISU 56, UM 53
1986-87	H	UM 85, ISU 61		A	ISU 68, UM 59
	A	UM 77, ISU 57	2001-02	A	UM 72, ISU 61
1987-88	A	UM 80, ISU 52		H	UM 74, ISU 61
	H	UM 72, ISU 55	2002-03	H	UM 79, ISU 47
1988-89	H	UM 77, ISU 47		A	UM 66, ISU 55
	A	UM 60, ISU 44	2003-04	A	UM 76, ISU 66
1989-90	H	UM 61, ISU 57		H	UM 76, ISU 57
	A	UM 67, ISU 47		H	UM 66, ISU 62
1990-91	A	UM 62, ISU 49	2004-05	A	UM 75, ISU 69
	H	UM 89, ISU 46		H	UM 70, ISU 52
	H	UM 91, ISU 48		H	UM 78, ISU 67
1991-92	A	UM 71, ISU 52	2005-06	H	UM 105, ISU 55
	H	UM 81, ISU 55		A	ISU 71, UM 57
1992-93	H	UM 74, ISU 54	2006-07	A	UM 90, ISU 87
	A	UM 70, ISU 45		H	UM 90, ISU 72
1993-94	A	UM 86, ISU 57	2007-08	A	ISU 90, UM 77
	H	UM 81, ISU 39		H	UM 76, ISU 54
1994-95	A	UM 80, ISU 48			
	H	UM 70, ISU 42			

Saturday, Jan. 3
Missoula, Mont.

MONTANA STATE

Saturday, Feb. 7
Bozeman, Mont.



• Montana State Quick Facts •

Location	Bozeman, Mont.
Enrollment	12,388
Nickname	Bobcats
Colors	Blue and gold
Home arena (capacity)	Worthington Arena (7,250)
Director of Athletics	Peter Fields
Web site	MSUBobcats.com
WBB SID	Tom Schulz
E-mail	tschulz@msubobcats.com
Phone	406-994-5130
Coach (alma mater)	Tricia Binford (Boise State, '95)
Record at MSU	34-52, three years
Career record	Same
2007-08 record	18-13
2007-08 Big Sky Conference record, finish	11-5, T-third
Postseason	Lost in BSC tournament championship game
Starters returning/lost	3/2
Letter-winners returning/lost	8/4

2008-09 SCHEDULE

11.14	at Utah Valley
11.16	North Dakota
11.21	at Gonzaga
11.23	at Washington State
11.29	Western Carolina
12.5	Boise State
12.7	Great Falls
12.11	at San Diego State
12.13	at USC
12.20	Idaho
12.28	at Texas-Pan Amer. Tourn.
12.29	at Texas-Pan Amer. Tourn.
1.3	at Montana *
1.8	at Sacramento State *
1.10	at Northern Arizona *
1.15	Weber State *
1.17	Idaho State *
1.22	at Northern Colorado *
1.29	at Eastern Washington *
1.31	at Portland State *
2.7	Montana *
2.12	Northern Arizona *
2.14	Sacramento State *
2.19	at Idaho State *
2.21	at Weber State *
2.28	Northern Colorado *
3.5	Portland State *
3.7	Eastern Washington *

2007-08 RESULTS

at Idaho	W, 77-49
MSU Billings	W, 78-55
at Texas-Arlington	L, 43-70
at Denver	L, 68-80
at Iowa State	L, 50-76
at Drake	L, 68-80
Utah Valley	W, 79-69
Denver	W, 81-69
at Utah State	W, 71-49
Gonzaga	L, 68-82
at North Dakota	L, 74-88
at North Dakota State	L, 59-82
at Montana *	L, 65-78
Sacramento State *	W, 86-58
Northern Arizona *	W, 78-65
at Weber State *	W, 77-65
at Idaho State *	L, 80-85
Northern Colorado *	L, 65-75
Eastern Washington *	W, 83-70
Portland State *	W, 84-75
Montana *	W, 91-87
at Sacramento State *	W, 72-59
at Northern Arizona *	L, 70-71
Idaho State *	L, 71-85
Weber State *	W, 78-65
at Northern Colorado *	W, 81-76
at Portland State *	W, 74-70
at Eastern Washington *	W, 65-54
vs. Northern Arizona	W, 84-78
vs. Idaho State	W, 83-72
at Montana	L, 65-101

Player Information

Starters returning (3)

Name	Pos.	Ht.	Yr.	PPG	RPG
Nubia Garcia	F	6-2	Sr.	8.8	6.7
Jenny Heringer	G	5-11	Jr.	8.7	4.6
Erica Perry	G	5-5	Jr.	8.0	3.0

Starters lost (2)

Name	Pos.	Ht.	PPG	RPG
Rebecca Mercer	G	5-9	18.4	2.1
Krislyn Wallace	F	6-1	12.5	6.6

Series History

Overall: Montana leads 65-18

Home: Montana leads 40-3

Away: Montana leads 22-12

Neutral: Tied 3-3

Postseason: Montana leads 12-3

Streak: Montana one straight

Last UM win: 101-65 at Missoula, Mont. (3/15/08)


Last MSU win: 91-87 at Bozeman, Mont. (2/8/08)

1974-75	N	UM 60, MSU 45	1992-93	H	UM 65, MSU 49
	A	UM 44, MSU 42		A	MSU 53, UM 48
1975-76	H	MSU 58, UM 55		N	MSU 64, UM 57
	A	MSU 64, UM 53	1993-94	H	UM 74, MSU 58
1976-77	H	MSU 80, UM 61		A	MSU 58, UM 52
	A	MSU 59, UM 58	1994-95	A	UM 67, MSU 48
1977-78	H	UM 69, MSU 60		H	UM 74, MSU 46
	A	MSU 66, UM 59		H	UM 75, MSU 57
1978-79	A	UM 61, MSU 58	1995-96	H	UM 60, MSU 42
	H	UM 56, MSU 52		A	UM 59, MSU 53
1979-80	H	UM 69, MSU 67		H	UM 72, MSU 58
	A	UM 65, MSU 60	1996-97	A	UM 54, MSU 51
1980-81	A	UM 73, MSU 53		H	UM 63, MSU 49
	H	UM 80, MSU 70 <i>ot</i>		H	UM 52, MSU 49
1981-82	H	UM 88, MSU 60	1997-98	H	UM 72, MSU 50
	A	UM 60, MSU 48		A	UM 66, MSU 58
1982-83	A	UM 63, MSU 49		H	UM 66, MSU 50
	H	UM 66, MSU 51	1998-99	H	MSU 65, UM 49
	H	UM 75, MSU 57		A	MSU 76, UM 67
1983-84	H	UM 76, MSU 53	1999-00	A	UM 81, MSU 72
	A	UM 66, MSU 54		H	UM 66, MSU 41
	H	UM 84, MSU 66	2000-01	H	UM 69, MSU 61
1984-85	H	UM 69, MSU 47		A	MSU 64, UM 52
	A	UM 80, MSU 49		N	UM 84, MSU 67
1985-86	H	UM 69, MSU 55	2001-02	H	UM 63, MSU 50
	A	UM 72, MSU 46		A	MSU 64, UM 55
	H	UM 63, MSU 59		N	MSU 61, UM 54 <i>ot</i>
1986-87	A	UM 59, MSU 53	2002-03	A	MSU 66, UM 61
	H	UM 58, MSU 41		H	UM 62, MSU 53
	H	UM 64, MSU 56		N	MSU 70, UM 64
1987-88	H	UM 67, MSU 59	2003-04	A	UM 60, MSU 44
	A	MSU 58, UM 56		H	UM 88, MSU 52
1988-89	H	UM 75, MSU 47	2004-05	H	UM 70, MSU 68 <i>ot</i>
	A	UM 84, MSU 58		A	UM 66, MSU 47
1989-90	A	UM 72, MSU 55	2005-06	A	UM 79, MSU 54
	H	UM 66, MSU 55		H	UM 90, MSU 65
1990-91	H	UM 60, MSU 57	2006-07	A	UM 86, MSU 67
	A	UM 67, MSU 66		H	UM 84, MSU 70
	H	UM 77, MSU 49	2007-08	H	UM 78, MSU 65
1991-92	H	UM 74, MSU 31		A	MSU 91, UM 87
	A	MSU 74, UM 71		H	UM 101, MSU 65
	N	UM 73, MSU 69			

Thursday, Jan. 8
Flagstaff, Ariz.

NORTHERN ARIZONA

Saturday, Feb. 14
Missoula, Mont.



• Northern Arizona Quick Facts •

Location	Flagstaff, Ariz.
Enrollment	21,352
Nickname	Lumberjacks
Colors	Blue, gold and sage
Home arena (capacity)	Walkup Skydome (7,000)
Director of Athletics	Jim Fallis
Web site	NAUAthletics.com
WBB SID	Karen Auerbach
E-mail	karen.auerbach@nau.edu
Phone	928-523-6330
Coach (alma mater)	Laurie Kelly (St. Thomas, '93)
Record at NAU	83-70, five years
Career record	187-108, 10 years
2007-08 record	10-20
2007-08 Big Sky Conference record, finish	6-10, T-sixth
Postseason	Lost in BSC tournament quarterfinals
Starters returning/lost	3/2
Letter-winners returning/lost	8/4

2008-09 SCHEDULE

11.14	at Memphis
11.16	at Arkansas State
11.19	at Utah State
11.22	Pepperdine
11.24	Santa Clara
11.28	Bradley
11.29	North Dakota
12.6	vs. Hawaii
12.7	vs. Ariz. State/UC Irvine
12.13	at Southern Utah
12.16	Missouri-Kansas City
12.20	at South Florida
12.28	Denver
1.2	at Eastern Washington *
1.4	at Portland State *
1.8	Montana *
1.10	Montana State *
1.17	at Sacramento State *
1.22	at Idaho State *
1.24	at Weber State *
1.31	at Northern Colorado *
2.5	Portland State *
2.7	Eastern Washington *
2.12	at Montana State *
2.14	at Montana *
2.21	Sacramento State *
2.26	Weber State *
2.28	Idaho State *
3.5	Northern Colorado *

2007-08 RESULTS

Texas-Arlington	W, 64-50
North Dakota State	W, 75-68
vs. UC Davis	L, 52-68
vs. Washington	L, 70-83
at Hawaii	L, 51-67
Fairleigh Dickinson	W, 69-63
Ball State	L, 61-76
Loyola Marymount	W, 71-59
at Arizona	L, 54-75
Utah State	L, 51-65
at Wisconsin-Green Bay	L, 27-79
at Kent State	L, 53-76
at Santa Clara	L, 66-76
Eastern Washington *	W, 82-70
Portland State *	L, 56-71
at Montana *	L, 55-77
at Montana State *	L, 65-78
Sacramento State *	L, 53-62
Idaho State *	W, 82-67
Weber State *	W, 75-63
Northern Colorado *	L, 56-63
at Portland State *	L, 63-89
at Eastern Washington *	L, 62-69
Montana State *	W, 71-70
Montana *	L, 58-87
at Sacramento State *	W, 77-62
at Weber State *	W, 70-68 ot
at Idaho State *	L, 70-85
at Northern Colorado *	L, 67-85
vs. Montana State	L, 78-84

Player Information

Starters returning (3)

Name	Pos.	Ht.	Yr.	PPG	RPG
Sade Cunningham	G	5-4	Sr.	9.5	3.7
Jenna Galloway	F	5-11	So.	7.6	4.0
Janelle Matthews	G	5-6	Sr.	8.5	1.9

Starters lost (2)

Name	Pos.	Ht.	PPG	RPG
Laura Dinkins	F	5-11	15.9	8.4
Ashley Ingle	C	6-3	11.8	8.3

Series History

Overall: Montana leads 39-9

Home: Montana leads 23-3

Away: Montana leads 15-5

Neutral: Series tied 1-1

Postseason: Montana leads 4-2

Streak: Montana two straight

Last UM win: 87-58 at Flagstaff, Ariz. (2/17/08)

1987-88	A	UM 62, NAU 46	1998-99	A	NAU 66, UM 50
	H	UM 75, NAU 55		H	UM 76, NAU 53
1988-89	A	UM 69, NAU 51	1999-00	H	UM 67, NAU 51
	H	UM 74, NAU 58		A	NAU 58, UM 53
1989-90	A	UM 67, NAU 59	2000-01	A	NAU 65, UM 58
	H	UM 81, NAU 51		H	UM 73, NAU 47
1990-91	A	UM 66, NAU 41	2001-02	H	UM 68, NAU 47
	H	UM 75, NAU 50		A	NAU 76, UM 74 ot
1991-92	H	UM 72, NAU 34	2002-03	A	UM 69, NAU 47
	A	UM 76, NAU 58		H	UM 79, NAU 64
1992-93	A	UM 80, NAU 31		N	UM 65, NAU 58
	H	UM 71, NAU 29	2003-04	H	UM 74, NAU 37
1993-94	H	UM 65, NAU 41		A	UM 56, NAU 48
	A	UM 73, NAU 37	2004-05	A	UM 61, NAU 57
	H	UM 74, NAU 41		H	NAU 61, UM 55
1994-95	H	UM 89, NAU 66	2005-06	H	NAU 65, UM 60
	A	UM 68, NAU 49		A	UM 57, NAU 55
1995-96	H	UM 71, NAU 52		N	NAU 73, UM 66
	H	UM 91, NAU 61	2006-07	H	UM 78, NAU 64
1996-97	A	UM 65, NAU 56		A	UM 61, NAU 50
	H	UM 74, NAU 63		H	NAU 64, UM 59
	H	UM 73, NAU 42	2007-08	H	UM 77, NAU 55
1997-98	H	UM 73, NAU 64		A	UM 87, NAU 58
	A	NAU 85, UM 75			
	H	UM 58, NAU 48			

Saturday, Jan. 24
Greeley, Colo.

NORTHERN COLORADO

Thursday, Feb. 26
Missoula, Mont.



• Northern Colorado Quick Facts •

Location	Greeley, Colo.
Enrollment	10,799
Nickname	Bears
Colors	Blue and gold
Home arena (capacity)	Butler-Hancock Sports Pavilion (2,734)
Director of Athletics	Jay Hinrichs
Web site	UNCBears.com
WBB SID	Scott Ward
E-mail	scott.ward@unco.edu
Phone	970-351-2522
Coach (alma mater)	Jaime White (Southern Utah, '94)
Record at UNC	19-40, two years
Career record	Same
2007-08 record	14-16
2007-08 Big Sky Conference record, finish	8-8, fifth
Postseason	Lost in BSC tournament quarterfinals
Starters returning/lost	4/1
Letter-winners returning/lost	8/2

2008-09 SCHEDULE

11.14	at Air Force
11.18	San Jose State
11.22	at Pacific
11.28	vs. Washington State
11.29	at San Francisco
12.6	at Colorado State
12.13	at Missouri-Kansas City
12.16	New Mexico State
12.18	vs. Florida State
12.19	vs. Connecticut
12.21	vs. Washington
12.28	Johnson & Wales
1.2	Idaho State *
1.4	Weber State *
1.11	at Columbia
1.15	at Eastern Washington *
1.17	at Portland State *
1.22	Montana State *
1.24	Montana *
1.29	Sacramento State *
1.31	Northern Arizona *
2.5	at Weber State *
2.7	at Idaho State *
2.13	Black Hills State
2.19	Portland State *
2.21	Eastern Washington *
2.26	at Montana *
2.28	at Montana State *
3.5	at Northern Arizona *
3.7	at Sacramento State *

2007-08 RESULTS

San Francisco	W, 75-51
at Oral Roberts	L, 56-83
Colorado State	W, 70-60
at New Mexico State	L, 67-69
vs. SE Missouri State	W, 60-49
at Colorado	L, 60-69
Pacific	W, 67-58
Air Force	L, 53-56
Columbia	W, 71-51
at Wyoming	L, 37-68
Missouri-Kansas City	L, 52-61
at San Jose State	W, 69-46
at St. Mary's	L, 62-73
at Idaho State *	L, 66-86
at Weber State *	W, 70-60
Eastern Washington *	W, 71-57
Portland State *	W, 61-56
at Montana State *	W, 75-65
at Montana *	L, 69-73
at Sacramento State *	L, 62-64
at Northern Arizona *	W, 63-56
Weber State *	L, 50-60
Idaho State *	L, 63-76
at Portland State *	L, 60-82
at Eastern Washington *	W, 71-56
Montana *	L, 55-66
Montana State *	L, 76-81
Northern Arizona *	W, 85-67
Sacramento State *	W, 75-48
vs. Portland State	L, 69-82

Player Information

Starters returning (4)

Name	Pos.	Ht.	Yr.	PPG	RPG
Whitley Cox	G	5-8	Jr.	20.1	5.3
Chelsie Luhning	G	5-11	Jr.	5.0	3.5
Jamie Schroeder	G	5-9	Sr.	13.4	6.3
Courtney Stoermer	G	5-11	So.	10.0	4.0

Starters lost (1)

Name	Pos.	Ht.	PPG	RPG
Danielle Hagen	C	6-1	13.8	9.4

Series History

Overall: Montana leads 4-0

Home: Montana leads 2-0

Away: Montana leads 2-0

Neutral: N/A

Postseason: N/A

Streak: Montana four straight

Last UM win: 66-55 at Greeley, Colo. (2/28/08)

Last NAU win: N/A

2006-07	H	UM 85, UNC 54	2007-08	H	UM 73, UNC 69
	A	UM 74, UNC 56		A	UM 66, UNC 55

Thursday, Jan. 29
Portland, Ore.

PORTLAND STATE

Saturday, March 7
Missoula, Mont.



• Portland State Quick Facts •

Location	Portland, Ore.
Enrollment	24,999
Nickname	Vikings
Colors	Green, white and silver
Home arena (capacity)	Stott Center (1,500)
Director of Athletics	Torre Chisholm
Web site	GoViks.com
WBB SID	Ryan Borde
E-mail	rborde@pdx.edu
Phone	503-725-2525
Coach (alma mater)	Sherri Murrell (Pepperdine, '91)
Record at PSU	22-9, one year
Career record	169-202, 13 years
2007-08 record	22-9
2007-08 Big Sky Conference record, finish	11-5, T-third
Postseason	Lost in BSC Tournament semifinals
Starters returning/lost	4/1
Letter-winners returning/lost	11/1

2008-09 SCHEDULE

11.14	BYU
11.21	at Binghamton
11.22	at Syracuse
11.26	Portland
12.1	at Long Beach State
12.3	at Pacific
12.5	Seattle
12.7	at Oregon State
12.14	at Gonzaga
12.16	at Utah State
12.21	Manhattan
12.29	Utah Valley
1.2	Sacramento State *
1.4	Northern Arizona *
1.8	at Weber State *
1.10	at Idaho State *
1.17	Northern Colorado *
1.24	at Eastern Washington *
1.29	Montana *
1.31	Montana State *
2.5	at Northern Arizona *
2.7	at Sacramento State *
2.12	Idaho State *
2.14	Weber State *
2.19	at Northern Colorado *
2.28	Eastern Washington *
3.5	at Montana State *
3.7	at Montana *

2007-08 RESULTS

Binghamton	W, 62-60
Utah State	W, 61-59
at Portland	W, 80-71
Cal State Northridge	W, 91-64
Gonzaga	W, 75-72
at UC Davis	L, 62-80
Long Beach State	W, 73-71
UC Santa Barbara	W, 73-58
at Idaho	W, 81-54
vs. Hawaii	W, 78-72
at USC	L, 68-75
at Utah Valley	L, 99-104
at Southern Utah	W, 72-71
at Sacramento State *	W, 81-69
at Northern Arizona *	W, 71-56
Weber State *	W, 64-49
Idaho State *	W, 97-57
at Northern Colorado *	L, 56-61
Eastern Washington *	W, 77-56
at Montana *	L, 73-77 ot
at Montana State *	L, 75-84
Northern Arizona *	W, 89-63
Sacramento State *	W, 68-67 ot
at Idaho State *	W, 81-63
at Weber State *	L, 71-76 ot
Northern Colorado *	W, 82-60
at Eastern Washington *	W, 75-71
Montana State *	L, 70-74
Montana *	W, 72-62
vs. Northern Colorado	W, 82-69
at Montana	L, 80-94

Player Information

Starters returning (4)

Name	Pos.	Ht.	Yr.	PPG	RPG
Lexi Bishop	G/F	5-8	So.	5.4	2.2
Claire Faucher	G	5-9	Jr.	13.6	5.3
Kelsey Kahle	G/F	5-10	Sr.	14.9	7.6
Kelli Valentine	F	5-11	So.	9.8	3.8

Starters lost (1)

Name	Pos.	Ht.	PPG	RPG
Delaney Conway	G/F	6-0	12.1	4.5

Series History

Overall: Montana leads 35-9

Home: Montana leads 19-2

Away: Montana leads 15-6

Neutral: Tied 1-1

Postseason: Montana leads 2-1

Streak: Montana one straight

Last UM win: 94-80 at Missoula, Mont. (3/14/08)

Last PSU win: 72-62 at Portland, Ore. (3/8/08)

1976-77	A	PSU 68, UM 44	1999-00	A	UM 54, PSU 39
1977-78	H	PSU 52, UM 43		H	UM 62, PSU 47
1978-79	A	PSU 77, UM 67	2000-01	A	UM 73, PSU 59
1979-80	A	UM 59, PSU 45		H	UM 70, PSU 50
1980-81	H	UM 80, PSU 64	2001-02	H	UM 70, PSU 51
1981-82	H	UM 80, PSU 47		A	PSU 64, UM 50
	A	UM 73, PSU 57		N	UM 86, PSU 52
1982-83	A	UM 65, PSU 62 ot	2002-03	H	UM 63, PSU 44
	H	UM 66, PSU 56		A	PSU 67, UM 58
1983-84	H	UM 75, PSU 51	2003-04	A	UM 90, PSU 62
	A	UM 53, PSU 38		H	UM 85, PSU 50
1984-85	H	UM 77, PSU 48	2004-05	H	UM 73, PSU 53
	A	UM 72, PSU 55		A	UM 59, PSU 54
1985-86	H	UM 61, PSU 45	2005-06	A	UM 81, PSU 59
	A	UM 66, PSU 57		H	UM 89, PSU 77
1988-89	A	UM 68, PSU 58	2006-07	H	UM 85, PSU 67
1989-90	H	UM 76, PSU 60		A	UM 77, PSU 57
1996-97	H	UM 62, PSU 52	2007-08	H	UM 77, PSU 73 ot
	A	UM 72, PSU 59		A	PSU 72, UM 62
1997-98	A	UM 85, PSU 71 ot		H	UM 94, PSU 80
	H	UM 76, PSU 65			
1998-99	H	PSU 80, UM 74 ot			
	A	PSU 68, UM 49			
	N	PSU 64, UM 51			

Saturday, Jan. 10
Sacramento, Calif.

SACRAMENTO STATE

Thursday, Feb. 12
Missoula, Mont.



• Sacramento State Quick Facts •

Location	Sacramento, Calif.
Enrollment	28,829
Nickname	Hornets
Colors	Green and gold
Home arena (capacity)	Hornets Nest (1,200)
Director of Athletics	Terry Wanless
Web site	HornetSports.com
WBB SID	J.D. Fox
E-mail	jdfox@csus.edu
Phone	916-278-6896
Coach (alma mater)	Dan Muscatell (Western Washington, '83)
Record at SAC	27-112, five years
Career record	Same
2007-08 record	6-22
2007-08 Big Sky Conference record, finish	4-12, eighth
Postseason	N/A
Starters returning/lost	5/0
Letter-winners returning/lost	9/3

2008-09 SCHEDULE

11.14	at UNLV
11.16	at Oregon State
11.20	at Santa Clara
11.23	Fresno State
11.28	at San Jose State
11.30	at Portland
12.3	UC Irvine
12.13	UC Davis
12.14	San Francisco
12.20	at Texas Tech
12.22	at Pacific
12.28	at San Diego State
12.30	vs. Texas/Texas-El Paso
1.2	at Portland State *
1.4	at Eastern Washington *
1.8	Montana State *
1.10	Montana *
1.18	Northern Arizona *
1.22	at Weber State *
1.24	at Idaho State *
1.29	at Northern Colorado *
2.5	Eastern Washington *
2.7	Portland State *
2.12	at Montana *
2.14	at Montana State *
2.21	at Northern Arizona *
2.26	Idaho State *
2.28	Weber State *
3.7	Northern Colorado *

2007-08 RESULTS

at UC Davis	L, 39-68
at Drake	L, 52-89
at Iowa State	L, 45-99
at UC Irvine	L, 44-78
San Jose State	W, 60-57
Santa Clara	L, 60-67
at San Francisco	L, 57-70
Gonzaga	L, 63-75
Pacific	W, 87-85
at Boise State	L, 60-87
at Fresno State	L, 58-81
Portland	L, 61-74
Portland State *	L, 69-81
Eastern Washington *	W, 73-70
at Montana State *	L, 58-86
at Montana *	L, 52-82
at Northern Arizona *	W, 62-53
Weber State *	L, 46-77
Idaho State *	L, 73-90
Northern Colorado *	W, 64-62
at Eastern Washington *	W, 81-72
at Portland State *	L, 67-68 <i>ot</i>
Montana State *	L, 59-72
Montana *	L, 63-75
Northern Arizona *	L, 62-77
at Idaho State *	L, 78-95
at Weber State *	L, 58-84
at Northern Colorado *	L, 48-75

Player Information

Starters returning (5)

Name	Pos.	Ht.	Yr.	PPG	RPG
Atty Boyer	F/C	6-0	Sr.	12.6	7.3
Jasmine Cannady	G	5-6	So.	4.6	1.4
Erika Edwards	F	6-0	Jr.	8.3	6.8
Sami Field-Polisso	G	5-6	So.	8.2	2.2
Charday Hunt	G/F	5-10	Jr.	8.9	3.3

Series History

Overall: Montana leads 24-0

Home: Montana leads 12-0

Away: Montana leads 12-0

Neutral: 0-0

Postseason: 0-0

Streak: Montana 24 straight

Last UM win: 75-63 at Sacramento, Calif. (2/14/08)

Last SAC win: N/A

1996-97	H	UM 62, SAC 37	2002-03	A	UM 82, SAC 45
	A	UM 65, SAC 37		H	UM 75, SAC 45
1997-98	A	UM 63, SAC 47	2003-04	H	UM 76, SAC 50
	H	UM 81, SAC 56		A	UM 68, SAC 46
1998-99	H	UM 72, SAC 56	2004-05	A	UM 70, SAC 46
	A	UM 76, SAC 53		H	UM 57, SAC 54
1999-00	A	UM 73, SAC 62	2005-06	H	UM 78, SAC 59
	H	UM 88, SAC 47		A	UM 79, SAC 45
2000-01	H	UM 93, SAC 51	2006-07	A	UM 78, SAC 50
	A	UM 72, SAC 64 <i>ot</i>		H	UM 76, SAC 43
2001-02	H	UM 79, SAC 56	2007-08	H	UM 82, SAC 52
	A	UM 72, SAC 31		A	UM 75, SAC 63

Saturday, Jan. 17
Missoula, Mont.

WEBER STATE

Thursday, Feb. 19
Ogden, Utah



• Weber State Quick Facts •

Location	Ogden, Utah
Enrollment	18,000
Nickname	Wildcats
Colors	Purple and white
Home arena (capacity)	Dee Events Center (11,500)
Director of Athletics	Jerry Graybeal
Web site	WeberStateSports.com
WBB SID	Darin Hogge
E-mail	dhogge@weber.edu
Phone	801-626-6012
Coach (alma mater)	Carla Taylor (Weber State, '84)
Record at WSU	282-281, 20 years
Career record	Same
2007-08 record	12-16
2007-08 Big Sky Conference record, finish	6-10, T-sixth
Postseason	N/A
Starters returning/lost	2/3
Letter-winners returning/lost	7/6

2008-09 SCHEDULE

11.14	at Nebraska
11.19	Washington
11.25	Westminster
11.28	vs. Youngstown State
11.29	at Pittsburgh/vs. Elon
12.4	Wyoming
12.6	Drake
12.10	at BYU
12.15	UC Irvine
12.19	Utah
12.22	Utah State
12.29	at Eastern Michigan
1.4	at Northern Colorado *
1.8	Portland State *
1.10	Eastern Washington *
1.15	at Montana State *
1.17	at Montana *
1.22	Sacramento State *
1.24	Northern Arizona *
1.27	at Utah Valley
1.31	at Idaho State *
2.5	Northern Colorado *
2.12	at Eastern Washington *
2.14	at Portland State *
2.19	Montana *
2.21	Montana State *
2.26	at Northern Arizona *
2.28	at Sacramento State *
3.6	Idaho State *

2007-08 RESULTS

Northwest Nazarene	W, 75-54
at Northern Iowa	L, 52-62
at Drake	L, 64-78
vs. Arkansas State	L, 44-57
vs. Idaho	W, 56-48
Eastern Michigan	W, 61-49
Colorado State	W, 61-50
BYU	W, 65-54
at UC Irvine	W, 65-58 <i>ot</i>
at Utah	L, 45-71
vs. Chattanooga	L, 46-79
at Texas-San Antonio	L, 45-73
Northern Colorado *	L, 60-70
at Portland State *	L, 49-64
at Eastern Washington *	W, 68-49
Montana State *	L, 65-77
Montana *	L, 53-62
at Sacramento State *	W, 77-46
at Northern Arizona *	L, 63-75
Idaho State *	L, 50-64
at Northern Colorado *	W, 60-50
Eastern Washington *	W, 73-58
Portland State *	W, 76-71 <i>ot</i>
at Montana *	L, 61-74
at Montana State *	L, 65-78
Northern Arizona *	L, 68-70 <i>ot</i>
Sacramento State *	W, 84-58
at Idaho State *	L, 69-81

Player Information

Starters returning (2)

Name	Pos.	Ht.	Yr.	PPG	RPG
Tonya Schnibbe	G	5-6	Jr.	6.7	3.1
Emily Thatcher	F	6-1	So.	1.8	3.0

Starters lost (3)

Name	Pos.	Ht.	PPG	RPG
Akhiah Hunter	G	5-6	8.4	3.0
Tashina Taylor	F/C	6-2	5.2	4.3
Sara Tuomi	G/F	6-0	16.6	7.3

Series History

Overall: Montana leads 53-10

Home: Montana leads 29-4

Away: Montana leads 23-5

Neutral: Tied 1-1

Postseason: Montana leads 6-0

Streak: Montana three straight

Last UM win: 74-61 at Missoula, Mont. (2/21/08)

Last WSU win: 64-49 at Ogden, Utah (1/20/07)

1977-78	N	WSU 56, UM 79	1995-96	A	UM 66, WSU 49
1978-79	A	WSU 86, UM 59		H	UM 76, WSU 64
1979-80	H	UM 68, WSU 57		H	UM 72, WSU 60
1980-81	A	UM 74, WSU 62	1996-97	H	UM 62, WSU 51
1981-82	H	UM 72, WSU 61		A	UM 78, WSU 72 <i>ot</i>
1982-83	A	UM 73, WSU 70 <i>ot</i>	1997-98	A	UM 71, WSU 54
	H	UM 71, WSU 65 <i>ot</i>		H	UM 78, WSU 43
	H	UM 66, WSU 63	1998-99	H	WSU 67, UM 45
1983-84	A	UM 74, WSU 52		A	WSU 57, UM 52
	H	UM 80, WSU 44		N	UM 62, WSU 46
1984-85	A	UM 84, WSU 49	1999-00	A	WSU 65, UM 60 <i>ot</i>
	H	UM 70, WSU 54		H	UM 69, WSU 56
1985-86	A	UM 87, WSU 69		H	UM 70, WSU 60
	H	UM 83, WSU 53	2000-01	H	UM 55, WSU 52
1986-87	H	UM 65, WSU 48		A	UM 72, WSU 61
	A	UM 87, WSU 52	2001-02	A	UM 76, WSU 59
1987-88	A	UM 65, WSU 41		H	WSU 76, UM 65 <i>ot</i>
	H	UM 78, WSU 40	2002-03	H	WSU 58, UM 53
1988-89	A	UM 77, WSU 66		A	WSU 74, UM 65 <i>ot</i>
	H	UM 72, WSU 46	2003-04	A	UM 63, WSU 60
	H	UM 76, WSU 59		H	UM 65, WSU 62
1989-90	H	UM 72, WSU 56	2004-05	A	UM 58, WSU 49
	A	UM 105, WSU 69		H	UM 77, WSU 70
1990-91	H	UM 75, WSU 59		H	UM 80, WSU 64
	A	UM 85, WSU 83 <i>ot</i>	2005-06	H	WSU 50, UM 49
1991-92	A	UM 62, WSU 55		A	UM 65, WSU 51
	H	UM 69, WSU 55	2006-07	A	WSU 64, UM 49
1992-93	A	UM 98, WSU 76		H	UM 76, WSU 61
	H	UM 81, WSU 47	2007-08	A	UM 62, WSU 53
1993-94	H	UM 87, WSU 39		H	UM 74, WSU 61
	A	UM 81, WSU 53			
1994-95	H	UM 90, WSU 49			
	A	UM 75, WSU 57			

2008-09 Big Sky Conference Composite Schedule

Friday, November 7

Concordia (Calif.) at Idaho State
 CSU Pueblo at Northern Colorado

Friday, November 14

Northern Colorado at Air Force
 Sacramento State at UNLV
 BYU at Portland State
 Eastern Washington at Nevada
 Montana State at Utah Valley
 Northern Arizona at Memphis
 Weber State at Nebraska

Saturday, November 15

Idaho State vs. DePaul

Sunday, November 16

Northern Arizona at Arkansas State
 North Dakota at Montana State
 Sacramento State at Oregon State
 Wyoming at Montana
 Idaho State at New Mexico

Monday, November 17

Idaho State vs. Alcorn State

Tuesday, November 18

San Jose State at Northern Colorado
 Montana at Idaho

Wednesday, November 19

Northern Arizona at Utah State
 Washington at Weber State

Thursday, November 20

Sacramento State at Santa Clara

Friday, November 21

Portland State at Binghamton
 Montana State at Gonzaga
 San Francisco at Eastern Washington

Saturday, November 22

Portland State at Syracuse
 Pepperdine at Northern Arizona
 Northern Colorado at Pacific
 Idaho State at Utah State

Sunday, November 23

Fresno State at Sacramento State
 Montana State at Washington State

Monday, November 24

Santa Clara at Northern Arizona

Tuesday, November 25

Eastern Washington at Idaho
 Idaho State at Southern Utah
 Westminster at Weber State

Wednesday, November 26

Portland at Portland State
 Montana vs. Illinois

Thursday, November 27

Montana vs. Maryland

Friday, November 28

Idaho State vs. Loyola Marymount
 Eastern Washington at UNLV
 Bradley at Northern Arizona
 Northern Colorado vs. Washington State
 Sacramento State at San Jose State
 Montana vs. South Dakota State
 Weber State vs. Youngstown State

Saturday, November 29

Eastern Washington vs. CSUF/Georgia
 Idaho State vs. Georgetown/NDSU
 North Dakota at Northern Arizona
 Northern Colorado at San Francisco
 Western Carolina at Montana State
 Weber State vs. Pittsburgh/Elon

Sunday, November 30

Sacramento State at Portland

Monday, December 1

Portland State at Long Beach State

Tuesday, December 2

Montana Tech at Eastern Washington

Wednesday, December 3

UC Irvine at Sacramento State
 Portland State at Pacific
 Montana Western at Idaho State

Thursday, December 4

Gonzaga at Eastern Washington
 Montana at Oregon
 Wyoming at Weber State

Friday, December 5

Boise State at Montana State
 Seattle at Portland State

Saturday, December 6

Eastern Washington at Utah State
 Northern Colorado at Colorado State
 Drake at Weber State
 Wyoming at Idaho State
 Northern Arizona vs. Hawaii

Sunday, December 7

Boise State at Montana
 Great Falls at Montana State
 Portland State at Oregon State
 Northern Arizona vs. ASU/UC Irvine

Wednesday, December 10

Colorado State at Montana
 Idaho State at Boise State
 Weber State at Brigham Young

Thursday, December 11

Montana State at San Diego State

Saturday, December 13

Pacific at Eastern Washington
 UC Davis at Sacramento State
 Idaho State at Utah Valley
 Northern Arizona at Southern Utah
 Northern Colorado at UMKC
 Montana State at USC
 Portland at Montana

Sunday, December 14

San Francisco at Sacramento State
 Portland State at Gonzaga

Monday, December 15

Portland at Eastern Washington
 UC Irvine at Weber State

Tuesday, December 16

New Mexico State at Northern Colorado
 UMKC at Northern Arizona
 Portland State at Utah State

Wednesday, December 17

Montana at Denver

Thursday, December 18

Northern Colo. at Caribbean Challenge

Friday, December 19

Gonzaga at Montana
 Utah at Weber State
 Northern Colo. at Caribbean Challenge

2008-09 Big Sky Conference Composite Schedule

Saturday, December 20

Eastern Washington at Cal Poly
 Northern Arizona at South Florida
 Saint Mary's at Idaho State
 Idaho at Montana State
 MSU Northern at Montana
 Sacramento State at Texas Tech

Sunday, December 21

Manhattan at Portland State
 Northern Colo. at Caribbean Challenge

Monday, December 22

Utah State at Weber State
 Eastern Washington at Cal St. Northridge
 Sacramento State at Pacific

Sunday, December 28

Denver at Northern Arizona
 Johnson & Wales at Northern Colorado
 Hampton at Montana
 MSU at Texas-Pan American Tournament
 Sacramento State at San Diego State

Monday, December 29

Weber State at Eastern Michigan
 Utah Valley at Portland State
 MSU at Texas-Pan American Tournament

Tuesday, December 30

Eastern Oregon at Eastern Washington
 Nevada at Montana
 Idaho State at Colorado
 Sacramento State at SDSU Tournament

Friday, January 2

Northern Arizona at Eastern Washington
 Sacramento State at Portland State
 Idaho State at Northern Colorado

Saturday, January 3

Montana State at Montana

Sunday, January 4

Northern Arizona at Portland State
 Sacramento State at Eastern Washington
 Weber State at Northern Colorado

Thursday, January 8

Montana at Northern Arizona
 Eastern Washington at Idaho State
 Montana State at Sacramento State
 Portland State at Weber State

Saturday, January 10

Eastern Washington at Weber State
 Montana at Sacramento State
 Portland State at Idaho State
 Montana State at Northern Arizona

Sunday, January 11

Northern Colorado at Columbia

Wednesday, January 14

Portland State at UC Santa Barbara

Thursday, January 15

Idaho State at Montana
 Weber State at Montana State
 Northern Colorado at Eastern Washington

Saturday, January 17

Northern Colorado at Portland State
 Weber State at Montana
 Idaho State at Montana State

Sunday, January 18

Northern Arizona at Sacramento State

Thursday, January 22

Montana State at Northern Colorado
 Northern Arizona at Idaho State
 Sacramento State at Weber State

Saturday, January 24

Montana at Northern Colorado
 Northern Arizona at Weber State
 Portland State at Eastern Washington
 Sacramento State at Idaho State

Tuesday, January 27

Weber State at Utah Valley

Thursday, January 29

Montana at Portland State
 Montana State at Eastern Washington
 Sacramento State at Northern Colorado

Saturday, January 31

Montana at Eastern Washington
 Montana State at Portland State
 Northern Arizona at Northern Colorado
 Weber State at Idaho State

Thursday, February 5

Northern Colorado at Weber State
 Portland State at Northern Arizona
 Eastern Washington at Sacramento State

Saturday, February 7

Montana at Montana State
 Northern Colorado at Idaho State
 Portland State at Sacramento State
 Eastern Washington at Northern Arizona

Thursday, February 12

Idaho State at Portland State
 Northern Arizona at Montana State
 Sacramento State at Montana
 Weber State at Eastern Washington

Friday, February 13

Black Hills State at Northern Colorado

Saturday, February 14

Idaho State at Eastern Washington
 Weber State at Portland State
 Northern Arizona at Montana
 Sacramento State at Montana State

Thursday, February 19

Montana at Weber State
 Montana State at Idaho State
 Portland State at Northern Colorado

Saturday, February 21

Eastern Washington at Northern Colorado
 Montana at Idaho State
 Montana State at Weber State
 Sacramento State at Northern Arizona

Thursday, February 26

Weber State at Northern Arizona
 Idaho State at Sacramento State
 Northern Colorado at Montana

Saturday, February 28

Weber State at Sacramento State
 Eastern Washington at Portland State
 Idaho State at Northern Arizona
 Northern Colorado at Montana State

Thursday, March 5

Northern Colorado at Northern Arizona
 Eastern Washington at Montana
 Portland State at Montana State

Friday, March 6


Idaho State at Weber State

Saturday, March 7

Northern Colorado at Sacramento State
 Portland State at Montana
 Eastern Washington at Montana State

Thursday-Saturday, March 12-14

Big Sky Conference Tournament



SENIOR TAMARA GUARDIPEE

2007-08 REVIEW

2007-08 Results

Overall: 25-7 Big Sky Conference: 13-3 (first)

Home: 17-0 Away: 6-6 Neutral: 2-1

<u>Date</u>	<u>Opponent</u>	<u>Result</u>	<u>Attendance</u>	<u>High Scorer</u>	<u>High Rebounder</u>
11.11	at Boise State	L, 64-70	1,011	(28) Mandy Morales	(8) Tamara Guardipee
11.15	Montana Tech	W, 79-54	3,039	(18) Sonya Rogers	(9) Johanna Closson
11.19	at Gonzaga	L, 71-87	1,838	(17) Mandy Morales	(9) Mandy Morales
					(17) Sonya Rogers
11.23	vs. Oregon State ¹	W, 57-42	744	(17) Sonya Rogers	(9) Tamara Guardipee
11.24	vs. Richmond ¹	W, 86-81	500	(30) Mandy Morales	(10) Johanna Closson
11.29	at Wyoming	L, 54-65	3,764	(14) Britney Lohman	(7) Britney Lohman
					(7) Johanna Closson
12.5	at Portland	W, 67-63	157	(17) Laura Cote	(10) Britney Lohman
12.8	Cal State Northridge	W, 87-52	3,508	(12) Sonya Rogers	(7) Johanna Closson
				(12) Johanna Closson	(7) Britney Lohman
12.15	Idaho	W, 77-52	3,408	(16) Sonya Rogers	(6) Britney Lohman
					(6) Tamara Guardipee
12.18	Washington State	W, 74-54	3,114	(21) Sonya Rogers	(12) Britney Lohman
12.19	Montana-Western	W, 70-37	2,884	(18) Britney Lohman	(7) Britney Lohman
12.28	UC Santa Barbara ²	W, 88-70	4,053	(20) Johanna Closson	(6) Dana Conway
12.30	Mississippi ²	W, 84-77	3,810	(20) Mandy Morales	(10) Tamara Guardipee
1.4	Montana State *	W, 78-65	4,537	(32) Sonya Rogers	(10) Johanna Closson
					(10) Tamara Guardipee
1.10	Northern Arizona *	W, 77-55	3,382	(18) Britney Lohman	(13) Tamara Guardipee
1.12	Sacramento State *	W, 82-52	3,849	(23) Mandy Morales	(8) Tamara Guardipee
1.17	at Idaho State *	L, 77-90	1,625	(21) Mandy Morales	(8) Tamara Guardipee
1.19	at Weber State *	W, 62-53	554	(13) Britney Lohman	(5) Laura Cote
					(5) Johanna Closson
					(5) Britney Lohman
1.26	Northern Colorado *	W, 73-69	4,156	(19) Mandy Morales	(8) Johanna Closson
1.31	Portland State *	W, 77-73 <i>ot</i>	4,722	(17) Mandy Morales	(8) Tamara Guardipee
2.2	Eastern Washington *	W, 77-59	3,947	(16) Johanna Closson	(8) Britney Lohman
					(8) Johanna Closson
2.8	at Montana State *	L, 87-91	4,277	(24) Mandy Morales	(6) Britney Lohman
2.14	at Sacramento State *	W, 75-63	178	(20) Mandy Morales	(8) Mandy Morales
2.17	at Northern Arizona *	W, 87-58	432	(13) Sarah Ena	(5) Britney Lohman
				(13) Sonya Rogers	(5) Lauren Beck
					(5) Sonya Rogers
2.21	Weber State *	W, 74-61	3,676	(18) Britney Lohman	(9) Mandy Morales
2.23	Idaho State *	W, 76-54	5,524	(18) Mandy Morales	(8) Britney Lohman
2.28	at Northern Colorado *	W, 66-55	654	(16) Mandy Morales	(9) Britney Lohman
3.6	at Eastern Washington *	W, 62-48	882	(13) Johanna Closson	(9) Mandy Morales
3.8	at Portland State *	L, 62-72	757	(15) Sonya Rogers	(6) Sonya Rogers
3.14	Portland State ³	W, 94-80	4,265	(31) Mandy Morales	(11) Johanna Closson
3.15	Montana State ³	W, 101-65	5,016	(24) Mandy Morales	(8) Britney Lohman
3.22	vs. Vanderbilt ⁴	L, 47-75	9,613	(11) Mandy Morales	(8) Mandy Morales

1 :: UNLV Tournament, Las Vegas, Nev.

2 :: Lady Griz Holiday Classic, Missoula, Mont.

3 :: Big Sky Conference Tournament, Missoula, Mont.

4 :: NCAA Tournament, Albuquerque, N.M.

* :: Big Sky Conference game

<u>Attendance Summary</u>	<u>Games</u>	<u>Totals</u>	<u>Ave,</u>
Home	17	66,890	3,935
Away	12	16,129	1,344
Neutral	3	10,857	3,619
Total	32	93,876	2,934



2007-08 Game-by-Game Statistics

	FG-A	Pct.	3FG-A	Pct.	FT-A	Pct.	OR	DR	TR	PF	Ast.	TO	Bl.	St.	1H	2H	OT	Pts.
Montana	24-72	.333	3-18	.167	13-17	.765	21	26	47	20	11	12	4	6	26	38		64
Boise State	24-63	.381	9-25	.360	13-21	.619	19	27	46	18	10	13	7	7	33	37	--	70
Montana	31-67	.463	7-17	.412	10-16	.625	15	35	50	14	24	18	3	8	44	35	--	79
Montana Tech	22-65	.338	4-24	.167	6-10	.600	10	22	32	54	11	16	2	6	30	24	--	54
Montana	25-70	.357	7-20	.350	14-19	.737	17	19	36	21	11	15	3	10	34	37	--	71
Gonzaga	33-71	.465	7-23	.304	14-18	.778	21	30	51	21	21	21	0	6	46	41	--	87
Montana	21-50	.420	4-11	.364	11-17	.647	13	25	38	18	11	26	6	6	23	34	--	57
Oregon State	13-55	.236	7-27	.259	9-11	.818	18	20	38	20	10	29	5	9	11	31	--	42
Montana	29-64	.453	12-23	.522	16-18	.889	17	23	40	22	17	14	3	4	41	45	--	86
Richmond	27-69	.391	9-27	.333	18-23	.783	22	19	41	19	16	12	4	6	42	39	--	81
Montana	16-46	.348	6-15	.400	16-20	.800	5	26	31	16	9	12	4	5	25	29	--	54
Wyoming	23-60	.383	8-30	.267	11-14	.786	14	27	41	13	17	9	5	7	32	33	--	65
Montana	19-51	.373	2-9	.222	27-33	.818	14	39	53	18	10	26	6	10	20	47	--	67
Portland	22-73	.301	5-26	.192	14-22	.636	17	21	38	22	16	14	4	9	25	38	--	63
Montana	34-65	.523	5-9	.556	14-16	.875	12	32	44	16	16	21	3	9	51	36	--	87
Cal State Northridge	16-58	.276	4-15	.267	16-20	.800	13	20	33	18	7	24	4	9	21	31	--	52
Montana	24-52	.462	7-13	.538	22-31	.710	16	20	36	11	14	16	3	12	29	48	--	77
Idaho	20-53	.377	8-23	.348	4-9	.444	15	18	33	23	13	25	2	9	25	27	--	52
Montana	26-54	.481	7-13	.538	15-22	.682	10	32	42	14	17	17	7	8	36	38	--	74
Washington State	21-66	.318	6-26	.231	6-10	.600	14	23	37	20	12	14	2	3	25	29	--	54
Montana	25-57	.439	4-16	.250	16-22	.727	14	31	45	15	8	12	6	11	42	28	--	70
Montana-Western	14-54	.259	3-23	.130	6-12	.500	15	21	36	18	7	22	1	6	22	15	--	37
Montana	31-54	.574	4-12	.333	22-30	.733	9	23	32	10	20	16	3	12	39	49	--	88
UC Santa Barbara	29-62	.468	7-20	.350	5-7	.714	12	19	31	24	18	21	3	9	28	42	--	70
Montana	32-65	.492	11-28	.393	9-18	.500	12	21	33	12	17	15	1	10	40	44	--	84
Mississippi	30-63	.476	8-19	.421	9-11	.818	13	25	38	18	17	24	1	11	28	49	--	77
Montana	27-61	.443	7-16	.438	17-22	.773	13	27	40	16	12	14	5	5	40	38	--	78
Montana State	22-57	.386	5-17	.294	16-20	.800	11	24	35	19	6	19	2	5	29	36	--	65
Montana	31-66	.470	5-15	.333	10-17	.588	19	28	47	9	16	15	3	9	42	35	--	77
Northern Arizona	20-52	.385	7-16	.438	8-9	.889	5	19	24	12	11	18	7	6	14	41	--	55
Montana	27-57	.474	11-23	.478	17-20	.850	8	34	42	13	15	8	6	5	47	35	--	82
Sacramento State	17-60	.283	9-29	.310	9-14	.643	11	25	36	20	11	11	1	1	26	26	--	52
Montana	29-74	.392	5-17	.294	14-20	.700	18	22	40	28	12	10	7	8	32	45	--	77
Idaho State	22-50	.440	12-24	.500	34-36	.944	6	27	33	19	19	15	3	3	46	44	--	90
Montana	22-52	.423	3-9	.333	15-20	.750	9	30	39	16	14	13	3	6	32	30	--	62
Weber State	19-60	.317	5-18	.278	10-13	.769	13	25	38	18	12	15	0	6	33	20	--	53
Montana	25-57	.439	7-21	.333	16-21	.762	13	24	37	10	15	11	9	5	29	44	--	73
Northern Colorado	22-59	.373	13-28	.464	12-13	.923	14	23	37	18	14	10	0	2	32	37	--	69
Montana	22-67	.328	5-20	.250	28-36	.778	17	32	49	15	5	13	3	11	38	27	12	77
Portland State	26-67	.388	12-34	.353	9-15	.600	14	30	44	24	16	19	1	7	22	43	8	73
Montana	25-57	.439	10-19	.526	17-21	.810	10	25	35	14	18	9	4	7	30	47	--	77
Eastern Washington	21-61	.344	5-16	.313	12-16	.750	16	24	40	19	7	14	3	4	27	32	--	59
Montana	32-63	.508	6-16	.375	17-21	.810	12	21	33	21	12	14	3	8	43	44	--	87
Montana State	29-63	.460	13-24	.542	20-25	.800	16	20	36	19	23	17	1	5	42	49	--	91
Montana	29-68	.426	4-21	.190	13-14	.929	16	31	47	15	16	11	5	3	27	48	--	75
Sacramento State	19-58	.328	8-23	.348	17-19	.895	9	24	33	15	13	10	1	4	26	37	--	63
Montana	31-57	.544	10-16	.625	15-17	.882	10	31	41	14	17	16	5	6	43	44	--	87
Northern Arizona	21-63	.333	2-14	.143	14-16	.875	11	18	29	17	15	12	4	9	31	27	--	58
Montana	22-52	.423	4-10	.400	26-31	.839	15	31	46	13	9	15	5	3	27	47	--	74
Weber State	23-65	.354	10-27	.370	5-6	.833	11	17	28	21	14	9	1	4	31	30	--	61
Montana	31-62	.500	8-16	.500	6-8	.750	10	26	36	14	17	8	3	6	35	41	--	76
Idaho State	18-49	.367	6-17	.353	12-14	.857	6	22	28	13	10	13	3	1	30	24	--	54
Montana	25-52	.481	6-14	.429	10-13	.769	6	27	33	19	11	9	5	4	24	42	--	66
Northern Colorado	17-56	.304	6-23	.261	15-22	.682	18	24	42	13	10	10	2	6	15	40	--	55
Montana	17-44	.386	1-11	.091	27-32	.844	10	30	40	16	10	20	3	9	34	28	--	62
Eastern Washington	16-50	.320	5-17	.294	11-18	.611	7	19	26	25	6	16	1	12	20	28	--	48
Montana	23-58	.397	3-9	.333	13-15	.867	10	28	38	18	12	15	3	6	26	36	--	62
Portland State	23-63	.365	11-23	.478	15-23	.652	15	26	41	15	15	12	1	7	37	35	--	72
Montana	31-66	.470	8-16	.500	24-25	.960	14	31	45	14	13	10	3	2	48	46	--	94
Portland State	27-66	.409	10-27	.370	16-17	.941	9	21	30	23	14	7	2	1	49	31	--	80
Montana	34-63	.540	15-24	.625	18-21	.857	15	29	44	15	19	11	3	8	49	52	--	101
Montana State	23-63	.365	3-8	.375	16-24	.667	14	16	30	18	10	11	5	6	31	34	--	65
Montana	15-51	.294	4-16	.250	13-18	.722	8	29	37	15	13	22	2	6	22	25	--	47
Vanderbilt	28-67	.418	7-22	.318	12-17	.706	15	30	45	20	20	13	3	15	45	30	--	75

2007-08 Individual Statistics

::: All Games :::

			---TOTAL---		---3-PTS---		----REBOUNDS----														
##	Player	GP-GS	Min--Avg	FG-FGA	Pct	3FG-FGA	Pct	FT-FTA	Pct	Off	Def	Tot	Avg	PF	FO	A	TO	Blk	Stl	Pts	Avg
03	Morales, Mandy.....	26-26	779 30.0	135-293	.461	44-122	.361	108-129	.837	38	82	120	4.6	40	1	129	69	18	31	422	16.2
10	Rogers, Sonya.....	32-31	946 29.6	128-273	.469	72-148	.486	68-81	.840	20	74	94	2.9	48	1	46	46	1	20	396	12.4
05	Closson, Johanna...	32-32	857 26.8	114-254	.449	21-48	.438	66-75	.880	47	123	170	5.3	62	4	50	50	9	37	315	9.8
22	Lohman, Britney....	30-30	824 27.5	93-212	.439	10-34	.294	71-101	.703	59	110	169	5.6	88	5	47	61	28	36	267	8.9
11	Cote, Laura.....	32-8	739 23.1	86-204	.422	28-66	.424	58-68	.853	26	73	99	3.1	56	0	55	58	13	27	258	8.1
51	Guardipee, Tamara..	32-30	501 15.7	69-175	.394	0-17	.000	37-46	.804	57	96	153	4.8	51	0	27	38	27	14	175	5.5
14	Ena, Sarah.....	32-0	346 10.8	53-134	.396	0-0	.000	56-74	.757	38	62	100	3.1	60	0	20	45	6	7	162	5.1
45	Beck, Lauren.....	32-0	496 15.5	44-108	.407	6-21	.286	33-43	.767	14	62	76	2.4	29	0	29	35	17	25	127	4.0
23	Conway, Dana.....	32-3	467 14.6	47-110	.427	19-50	.380	6-14	.429	17	53	70	2.2	26	0	19	26	3	11	119	3.7
31	Tolbert, Dvera.....	29-0	241 8.3	41-77	.532	0-1	.000	7-18	.389	23	36	59	2.0	26	0	10	10	6	12	89	3.1
20	Linford, Jessa.....	15-0	79 5.3	12-22	.545	0-0	.000	2-5	.400	6	9	15	1.0	6	0	6	7	3	2	26	1.7
54	Robison, Shadra....	16-0	79 4.9	8-17	.471	0-0	.000	4-12	.333	7	12	19	1.2	7	0	2	6	1	1	20	1.3
12	Stender, Stephanie..	15-0	71 4.7	5-15	.333	1-6	.167	5-5	1.000	1	2	3	0.2	3	0	1	4	0	5	16	1.1
TEAM.....										55	94	149	4.7	0		9					

Total.....		32	6425	835-1894	.441	201-513	.392	521-671	.776	408	888	1296	40.5	502	11	441	464	132	228	2392	74.8
Opponents.....		32	6425	707-1941	.364	234-715	.327	394-525	.750	424	726	1150	35.9	597	-	421	495	81	201	2042	63.8

::: Big Sky Conference Games :::

			---TOTAL---		---3-PTS---		----REBOUNDS----														
##	Player	GP-GS	Min--Avg	FG-FGA	Pct	3FG-FGA	Pct	FT-FTA	Pct	Off	Def	Tot	Avg	PF	FO	A	TO	Blk	Stl	Pts	Avg
03	Morales, Mandy.....	16-16	459 28.7	70-167	.419	16-65	.246	71-83	.855	18	47	65	4.1	25	0	63	31	13	19	227	14.2
10	Rogers, Sonya.....	16-15	469 29.3	53-120	.442	33-64	.516	37-40	.925	10	35	45	2.8	24	0	26	20	0	7	176	11.0
05	Closson, Johanna...	16-16	451 28.2	61-136	.449	11-27	.407	34-37	.919	22	62	84	5.3	26	2	28	20	6	12	167	10.4
22	Lohman, Britney....	16-16	440 27.5	55-113	.487	8-22	.364	33-49	.673	28	59	87	5.4	47	2	22	26	15	19	151	9.4
11	Cote, Laura.....	16-1	369 23.1	44-103	.427	14-32	.438	38-43	.884	14	42	56	3.5	34	0	28	30	7	17	140	8.8
51	Guardipee, Tamara..	16-15	229 14.3	31-86	.360	0-10	.000	16-22	.727	29	47	76	4.8	25	0	9	16	14	4	78	4.9
14	Ena, Sarah.....	16-0	152 9.5	22-55	.400	0-0	.000	21-29	.724	18	24	42	2.6	27	0	7	24	3	2	65	4.1
45	Beck, Lauren.....	16-0	232 14.5	26-55	.473	3-10	.300	7-9	.778	7	32	39	2.4	11	0	13	9	6	10	62	3.9
23	Conway, Dana.....	16-1	216 13.5	22-47	.468	9-19	.474	3-8	.375	7	29	36	2.3	13	0	6	9	2	3	56	3.5
31	Tolbert, Dvera.....	16-0	123 7.7	21-39	.538	0-0	.000	1-6	.167	13	19	32	2.0	14	0	5	5	4	5	43	2.7
20	Linford, Jessa.....	6-0	32 5.3	6-11	.545	0-0	.000	0-0	.000	1	2	3	0.5	2	0	3	4	2	1	12	2.0
54	Robison, Shadra....	6-0	27 4.5	4-7	.571	0-0	.000	0-2	.000	3	5	8	1.3	1	0	1	2	0	0	8	1.3
12	Stender, Stephanie..	6-0	26 4.3	3-8	.375	1-4	.250	0-0	.000	1	1	2	0.3	2	0	0	2	0	2	7	1.2
TEAM.....										25	43	68	4.3	0		3					

Total.....		16	3225	418-947	.441	95-253	.375	261-328	.796	196	447	643	40.2	251	4	211	201	72	101	1192	74.5
Opponents.....		16	3225	335-933	.359	129-350	.369	219-279	.785	183	367	550	34.4	287	-	202	220	31	82	1018	63.6


2007-08 In-Season and Post-Season Awards and Honors

- Kodak/WBCA Honorable Mention All-American: Mandy Morales
- Big Sky Conference Defensive Player of the Year: Britney Lohman
- All-Big Sky Conference: Mandy Morales (*first team*), Britney Lohman (*second team*)
- Honorable mention All-Big Sky Conference: Johanna Closson, Sonya Rogers
- Big Sky Conference Player of the Week: Mandy Morales (11/20), Johanna Closson (12/31), Sonya Rogers (1/7)
- Lady Rebel Shootout All-Tournament Team: Mandy Morales (*MVP*), Sonya Rogers
- Lady Griz Holiday Classic All-Tournament Team: Johanna Closson (*MVP*), Tamara Guardipee, Mandy Morales
- Big Sky Conference All-Tournament Team: Mandy Morales (*MVP*), Laura Cote
- Academic All-Big Sky Conference: Lauren Beck, Johanna Closson, Dana Conway, Laura Cote, Britney Lohman

2007-08 Game-by-Game Points-Rebounds-Assists

Opponent	Date	Result	Mandy Morales	Johanna Closson	Sonya Rogers	Laura Cote	Stephanie Stender	Sarah Ena	Jessa Linford	Britney Lohman	Dana Conway
at Boise State	11/11/07	L, 64-70	28-7-6	8-6-0	6-3-1	0-2-0	DNP	0-4-1	DNP	4-6-1	9-2-2
Montana Tech	11/15/07	W, 79-54	14-4-10	4-9-1	18-4-3	4-6-2	0-0-0	9-5-1	2-2-1	0-1-1	8-2-3
at Gonzaga	11/19/07	L, 71-87	17-9-5	11-3-0	17-2-0	9-1-2	DNP	0-2-1	0-0-0	4-3-0	0-1-0
vs. Oregon State	11/23/07	W, 57-42	10-6-10	8-4-0	17-4-0	0-0-0	DNP	0-0-0	DNP	8-7-1	5-1-0
vs. Richmond	11/24/07	W, 86-81	30-3-6	13-10-2	17-4-1	2-4-0	DNP	0-1-0	DNP	11-3-4	0-1-0
at Wyoming	11/29/07	L, 54-65	DNP	8-7-3	7-3-1	3-0-0	0-0-0	5-2-0	DNP	14-7-3	0-2-0
at Portland	12/5/07	W, 67-63	DNP	12-4-0	15-5-2	17-6-0	DNP	5-4-2	DNP	6-10-4	2-5-0
Cal State Northridge	12/8/07	W, 87-52	DNP	12-7-1	12-0-2	9-1-5	3-1-0	11-6-1	8-1-0	8-7-3	8-2-2
Idaho	12/15/07	W, 77-52	DNP	9-3-3	16-1-1	10-4-4	2-0-0	10-4-1	0-0-0	7-6-1	3-2-1
Washington State	12/18/07	W, 74-54	DNP	3-6-3	21-3-0	6-1-3	0-0-0	10-3-0	0-1-1	8-12-2	9-1-1
Montana-Western	12/19/07	W, 70-37	DNP	5-2-2	14-6-1	7-1-0	2-0-0	8-5-0	4-2-0	18-7-1	2-4-0
UC Santa Barbara	12/28/07	W, 88-70	10-3-5	20-4-1	8-1-1	9-3-4	0-0-0	13-4-3	0-2-0	DNP	0-6-0
Mississippi	12/30/07	W, 84-77	20-4-5	14-2-2	15-4-4	10-2-1	DNP	1-3-2	DNP	DNP	5-1-1
Montana State	1/4/08	W, 78-65	9-3-6	4-10-0	32-3-1	3-2-1	DNP	2-5-1	DNP	8-3-1	2-2-1
Northern Arizona	1/10/08	W, 77-55	6-0-6	13-3-1	6-1-0	6-4-4	2-1-0	2-5-1	2-0-1	18-4-1	0-3-1
Sacramento State	1/12/08	W, 82-52	23-2-1	14-3-4	8-4-0	12-3-2	0-1-0	6-0-1	4-3-0	8-3-3	3-1-0
at Idaho State	1/17/08	L, 77-90	21-3-1	5-5-4	2-3-1	13-3-3	DNP	4-3-1	DNP	1-3-0	6-3-0
at Weber State	1/19/08	W, 62-53	8-5-7	11-5-0	2-1-3	7-5-2	DNP	7-3-0	DNP	13-5-1	3-3-0
Northern Colorado	1/26/08	W, 73-69	19-4-4	16-8-2	14-4-0	8-5-2	DNP	0-1-0	DNP	6-7-3	0-0-0
Portland State	1/31/08	W, 77-73 ot	17-4-3	15-5-1	14-4-0	4-5-1	DNP	2-1-0	DNP	15-6-0	3-3-0
Eastern Washington	2/2/08	W, 77-59	11-4-7	16-8-1	13-3-3	13-5-1	5-0-0	2-1-0	0-0-0	10-8-3	7-1-2
at Montana State	2/8/08	L, 87-91	24-3-5	8-4-2	15-1-1	10-1-1	DNP	5-4-0	DNP	10-6-2	2-3-1
at Sacramento State	2/14/08	W, 75-63	20-8-6	12-4-1	9-3-2	2-3-2	DNP	4-3-0	DNP	9-7-1	5-4-0
at Northern Arizona	2/17/08	W, 87-58	8-4-4	11-2-3	13-5-2	12-4-1	0-0-0	13-3-1	0-0-0	6-5-2	11-2-0
Weber State	2/21/08	W, 74-61	15-9-3	6-7-0	8-1-3	11-5-2	DNP	2-4-1	DNP	18-7-0	0-3-0
Idaho State	2/23/08	W, 76-54	18-4-2	10-3-5	8-3-2	15-1-3	0-0-0	6-2-0	0-0-0	6-8-3	5-3-1
at Northern Colorado	2/28/08	W, 66-55	16-3-4	11-5-3	11-3-1	3-3-1	DNP	4-2-0	DNP	12-9-2	5-1-0
at Eastern Washington	3/6/08	W, 62-48	10-9-3	13-8-1	6-0-2	7-2-0	DNP	6-5-0	DNP	7-3-0	0-0-0
at Portland State	3/8/08	L, 62-72	2-0-1	2-4-0	15-6-5	14-5-2	0-0-0	0-0-1	6-0-2	4-3-0	4-4-0
Portland State	3/14/08	W, 94-80	31-8-7	6-11-1	13-2-1	14-5-1	DNP	13-6-0	DNP	14-5-1	3-0-1
Montana State	3/15/08	W, 101-65	24-3-7	15-5-2	16-2-0	16-5-2	2-0-1	5-4-0	0-2-1	8-8-3	7-3-2
vs. Vanderbilt	3/22/08	L, 47-75	11-8-5	0-3-1	8-5-2	2-2-3	0-0-0	7-5-1	0-2-0	6-0-0	2-1-0

Opponent	Date	Result	Dvera Tolbert	Lauren Beck	Tamara Guardipice	Shadra Robison
at Boise State	11/11/07	L, 64-70	1-2-0	0-0-0	8-8-0	DNP
Montana Tech	11/15/07	W, 79-54	6-3-0	2-4-0	8-5-2	4-0-0
at Gonzaga	11/19/07	L, 71-87	4-4-1	4-4-2	5-2-0	0-0-0
vs. Oregon State	11/23/07	W, 57-42	0-1-0	1-0-0	8-9-0	0-0-0
vs. Richmond	11/24/07	W, 86-81	8-2-0	3-2-1	2-4-3	DNP
at Wyoming	11/29/07	L, 54-65	5-2-0	12-0-1	0-2-1	DNP
at Portland	12/5/07	W, 67-63	2-4-0	7-5-1	1-6-1	DNP
Cal State Northridge	12/8/07	W, 87-52	2-2-0	2-4-2	8-5-0	4-4-0
Idaho	12/15/07	W, 77-52	DNP	7-2-3	12-6-0	1-3-0
Washington State	12/18/07	W, 74-54	DNP	6-2-2	11-6-5	0-0-0
Montana-Western	12/19/07	W, 70-37	DNP	0-4-1	8-6-2	2-4-1
UC Santa Barbara	12/28/07	W, 88-70	4-2-2	9-1-2	15-3-2	0-0-0
Mississippi	12/30/07	W, 84-77	6-2-0	6-3-0	7-10-2	DNP
Montana State	1/4/08	W, 78-65	4-0-0	2-0-0	12-10-1	DNP
Northern Arizona	1/10/08	W, 77-55	2-2-0	9-2-0	7-13-0	4-3-1
Sacramento State	1/12/08	W, 82-52	2-4-1	0-3-1	2-8-2	0-2-0
at Idaho State	1/17/08	L, 77-90	2-2-0	13-3-1	10-8-1	DNP
at Weber State	1/19/08	W, 62-53	0-0-0	4-3-1	7-4-0	DNP
Northern Colorado	1/26/08	W, 73-69	8-4-3	0-0-0	2-2-1	DNP
Portland State	1/31/08	W, 77-73 ot	0-4-0	4-4-0	3-8-0	DNP
Eastern Washington	2/2/08	W, 77-59	0-0-0	0-0-1	0-3-0	0-0-0
at Montana State	2/8/08	L, 87-91	3-2-0	8-2-0	2-4-0	DNP
at Sacramento State	2/14/08	W, 75-63	10-7-0	2-3-2	2-2-2	DNP
at Northern Arizona	2/17/08	W, 87-58	4-1-1	5-5-2	2-4-1	2-2-0
Weber State	2/21/08	W, 74-61	2-0-0	0-1-0	12-2-0	DNP
Idaho State	2/23/08	W, 76-54	0-0-0	4-3-1	4-3-0	0-1-0
at Northern Colorado	2/28/08	W, 66-55	2-1-0	0-2-0	2-1-0	DNP
at Eastern Washington	3/6/08	W, 62-48	2-1-0	7-5-4	4-1-0	DNP
at Portland State	3/8/08	L, 62-72	2-4-0	4-3-0	7-3-1	2-0-0
Portland State	3/14/08	W, 94-80	0-1-1	0-1-0	0-1-0	DNP
Montana State	3/15/08	W, 101-65	2-0-1	2-2-0	4-4-0	0-0-0
vs. Vanderbilt	3/22/08	L, 47-75	6-2-0	4-3-1	0-0-0	1-0-0



Dvera Tolbert shot 53.2 percent from the field while playing 29 games

1 Montana
Boise State

64
70

November 11 ::: Boise, Idaho

Player	MIN	FG	3FG	FT	R	PF	A	TO	B	S	PTS
J. Closson *	24	2-9	0-1	4-4	6	3	0	2	0	2	8
B. Lohman *	31	2-7	0-1	0-0	6	5	1	0	1	2	4
M. Morales *	32	9-14	2-2	8-11	7	3	6	3	0	0	28
S. Rogers *	36	3-12	0-4	0-0	3	5	1	0	0	0	6
L. Cote *	27	0-7	0-3	0-0	2	1	0	1	0	0	0
S. Ena	7	0-5	0-0	0-0	4	2	1	0	0	1	0
D. Conway	20	4-8	1-4	0-0	2	0	2	4	0	1	9
D. Tolbert	3	0-0	0-0	1-2	2	0	0	0	1	0	1
L. Beck	5	0-1	0-0	0-0	0	0	0	1	0	0	0
T. Guardipee	15	4-9	0-3	0-0	8	1	0	1	2	0	8
Team					7						
Totals	200	24-72	3-18	13-17	47	20	11	12	4	6	64

Player	MIN	FG	3FG	FT	R	PF	A	TO	B	S	PTS
J. Lee *	14	0-4	0-2	1-2	1	1	1	2	0	0	1
R. Kepilino *	20	5-10	1-1	0-1	10	4	0	6	0	0	11
A. Stewart *	30	0-2	0-0	3-5	7	2	3	1	2	0	3
T. Harris *	34	9-17	1-6	6-9	3	3	3	1	0	1	25
J. Thompson *	32	6-14	5-8	0-0	10	3	2	2	0	2	17
J. Malone	28	3-8	2-7	1-2	5	0	0	0	0	1	9
J. Galassi	12	0-4	0-1	0-0	0	4	1	0	0	2	0
M. Rima	10	0-0	0-0	2-2	1	1	0	1	1	0	2
S. Moeller	10	1-2	0-0	0-0	3	0	0	0	2	0	2
J. Walker	10	0-2	0-0	0-0	3	0	0	0	2	1	0
Team					3						
Totals	200	24-63	9-25	13-21	46	18	10	13	7	7	70

	1	2	Total	FG%	3FG%	FT%
Montana	26	38	64	.333	.167	.765
Boise State	33	37	70	.381	.360	.619

Attendance: 1,011

Lady Griz drop season opener at Boise State

The University of Montana women's basketball team lost its 2007-08 season opener at Boise State Sunday afternoon, 70-64. The Broncos, who improved to 2-0 with the victory, limited the Lady Griz to 33.3 percent shooting and handed UM its first loss in a season opener since the 1996-97 season.

Junior Mandy Morales led both teams with a game-high 28 points. The Wooden Award candidate also added seven rebounds and a game-high six assists. She went 9-for-14 from the floor, hitting both of her 3-point attempts.

Tasha Harris scored 25 points to lead Boise State.

Montana led just twice in the game, taking a 9-7 lead on a jumper by junior Tamara Guardipee with 12:42 to play in the first half and a 17-16 lead with 9:41 to play on another jumper by Guardipee.

BSU's Jessica Thompson would answer Guardipee's second basket with one of her five 3-pointers on the day, and the Broncos would keep the lead the rest of the way.

The Lady Griz shot just 25.7 percent in the first half to fall behind 33-26 at the break.

The Lady Griz remained within single digits throughout the second half but were never able to take the lead.

Three times Montana cut the BSU lead to one or two points, and each time the Broncos had an answer.

Montana, one of the nation's top 3-point shooting teams (percentage-wise) last winter, hit just 3-of-18 (.167) 3-point attempts Sunday.

Boise State shot 38.1 percent for the game. The Lady Griz held a 47-46 rebounding advantage.

Morales was the only double-figure scorer for Montana. Guardipee didn't score in the second half and ended up with eight points and a team-high eight rebounds. Conway finished with nine points, while Closson had eight points and six rebounds.

2 Montana Tech
Montana

54
79

November 15 ::: Missoula, Mont.

Player	MIN	FG	3FG	FT	R	PF	A	TO	B	S	PTS
J. Todd *	30	4-12	0-3	3-4	5	4	3	4	0	1	11
J. DePell *	34	2-14	1-11	0-0	1	0	3	0	0	3	5
A. Thomas *	6	1-2	0-0	0-0	0	0	0	1	0	0	2
N. Shaw *	20	4-5	0-0	0-2	5	3	0	1	0	1	8
A. Gimeno *	24	1-7	0-2	0-0	2	5	2	1	0	0	2
K. Devries	18	1-4	1-3	1-2	2	0	0	2	0	0	4
R. Gimeno	31	4-9	2-5	0-0	4	1	2	3	0	0	10
K. Peters	20	3-7	0-0	2-2	8	1	0	3	1	1	8
S. Langford	8	1-3	0-0	0-0	0	1	1	1	0	0	2
T. Merrill	9	1-2	0-0	0-0	2	0	0	0	1	0	2
Team					3						
Totals	200	22-65	4-24	6-10	32	15	11	16	2	6	54

Player	MIN	FG	3FG	FT	R	PF	A	TO	B	S	PTS
J. Closson *	23	2-5	0-1	0-0	9	1	1	3	0	1	4
B. Lohman *	20	0-3	0-1	0-2	1	2	1	1	0	1	0
T. Guardipee *	14	3-7	0-0	2-3	5	1	2	2	2	0	8
M. Morales *	26	6-13	2-5	0-0	4	0	10	3	0	2	14
S. Rogers *	27	6-9	4-6	2-2	4	2	3	1	0	1	18
L. Cote	13	2-3	0-1	0-1	6	0	2	1	1	0	4
S. Stender	11	0-3	0-2	0-0	0	0	0	0	0	0	0
S. Ena	13	3-6	0-0	3-5	5	3	1	0	0	1	9
J. Linford	6	1-2	0-0	0-0	2	2	1	0	0	0	2
D. Conway	12	3-5	1-1	1-1	2	0	3	0	0	0	8
D. Tolbert	11	3-5	0-0	0-0	3	0	0	1	0	0	6
L. Beck	16	1-4	0-0	0-0	4	2	0	3	0	2	2
S. Robison	8	1-2	0-0	2-2	0	1	0	1	0	0	4
Team					5						
Totals	200	31-67	7-17	10-16	50	14	24	18	3	8	79

	1	2	Total	FG%	3FG%	FT%
Montana Tech	30	24	54	.338	.167	.600
Montana	44	35	79	.463	.412	.625

Attendance: 3,039

Lady Griz bounce back with win over Montana Tech

Junior Sonya Rogers scored a game-high 18 points and junior Mandy Morales had her eighth career double-double with 14 points and 10 assists to lead the University of Montana women's basketball team to a 79-54 victory over Montana Tech at Dahlberg Arena Thursday night.

After shooting 3-for-12 overall and 0-for-4 from 3-point range in UM's six-point loss at Boise State Sunday afternoon, Rogers came out blazing against the Orediggers, scoring 15 first-half points on 5-of-7 shooting. She hit 3-of-4 from 3-point range to spring Montana to a 44-30 halftime lead.

Morales was the early offensive catalyst against Tech, dishing out nine of her 10 assists in the opening 20 minutes, helping the Lady Griz to 47.2 percent shooting in the first half. Morales also added nine first-half points.

Montana remained hot in the second half, going on an 18-2 run over the opening 7:08 to take a commanding 62-32 lead. The Lady Griz shot 45.2 percent in the second half and 46.3 percent for the game.

Rogers and Morales were the only two double-figure scorers for Montana, but 11 players scored in the game, including seven who came off the bench.

Freshman Sarah Ena continued her impressive early-season play with nine points and five rebounds, junior Tamara Guardipee, back in the starting lineup after missing the start Sunday, had eight points and two blocks, while senior Dana Conway had eight points and three assists.

Senior Johanna Closson had a game-high nine rebounds to help Montana to a 50-32 advantage on the boards. Senior Laura Cote matched a career high with six rebounds.

3 Montana
Gonzaga

71
87

November 19 ::: Spokane, Wash.

Player	MIN	FG	3FG	FT	R	PF	A	TO	B	S	PTS
J. Closson *	22	5-13	1-2	0-0	3	2	0	0	0	0	11
B. Lohman *	24	1-6	0-1	2-4	3	1	0	2	1	0	4
T. Guardipee *	10	2-4	0-0	1-1	2	3	0	0	0	0	5
M. Morales *	32	6-17	1-6	4-6	9	5	5	7	1	3	17
S. Rogers *	32	6-9	4-6	1-2	2	3	0	2	0	1	17
L. Cote	19	2-6	1-2	4-4	1	1	2	0	1	2	9
S. Ena	13	0-4	0-0	0-0	2	4	1	2	0	0	0
J. Linford	2	0-0	0-0	0-0	0	0	0	0	0	0	0
D. Conway	13	0-5	0-3	0-0	1	0	0	1	0	1	0
D. Tolbert	15	2-3	0-0	0-0	4	2	1	0	0	1	4
L. Beck	16	1-3	0-0	2-2	4	0	2	1	0	2	4
S. Robison	2	0-0	0-0	0-0	0	0	0	0	0	0	0
Team					5						
Totals	200	25-70	7-20	14-19	36	21	11	15	3	10	71

Player	MIN	FG	3FG	FT	R	PF	A	TO	B	S	PTS
J. Bekkering *	21	3-11	0-1	3-3	5	3	3	3	0	0	9
H. Bowman *	34	9-16	0-0	7-7	11	5	3	3	0	1	25
R. Kane *	17	1-3	1-3	0-0	2	2	4	2	0	0	3
M. Elliott *	21	2-7	0-4	2-3	4	2	3	1	0	1	6
J. Bjorklund *	26	7-9	1-2	2-2	7	1	1	5	0	1	17
T. Lorenzo	7	1-2	0-0	0-0	0	0	0	0	0	0	2
M. Hassett	21	3-6	0-0	0-0	6	2	1	1	0	1	6
C. Vandersloot	30	4-10	3-7	0-3	3	2	4	3	0	2	11
T. Shives	20	2-6	2-6	0-0	3	4	2	3	0	0	6
C. Rapp	3	1-1	0-0	0-0	0	0	0	0	0	0	2
Team					10						
Totals	200	33-71	7-23	14-18	51	21	21	21	0	6	87

	1	2	Total	FG%	3FG%	FT%
Montana	34	37	69	.357	.350	.737
Gonzaga	46	41	87	.465	.304	.778

Attendance: 1,838

Huge mid-game run leads Gonzaga past Montana

The University of Montana women's basketball team dropped to 1-2 on the season with an 87-69 loss at Gonzaga Monday night. The Lady Griz were led by juniors Mandy Morales and Sonya Rogers, who both scored 17 points.

The Lady Griz were within two, 36-34, when Morales hit a 3-pointer with 2:32 to play in the first half, but the Bulldogs went on a 28-2 run that closed the final 2:23 of the first half and carried over to the opening 5:40 of the second half. The stretch left Gonzaga with a commanding 64-36 lead with just over 14 minutes to play.

The second-half lead reached as many as 34, 81-47, when GU's Heather Bowman, who would finish with 25 points and 11 rebounds, scored on a fastbreak.

Down 34, Montana would answer with a 17-0 run, with Rogers and senior Laura Cote each scoring five points in the spurt, to close the gap to 81-64.

A Rogers 3-pointer, her fourth of the game, with 1:58 to play, would bring the Lady Griz within 16, 85-69, but they would get no closer.

Morales filled the stat sheet once again in the loss, adding nine rebounds, five assists and three steals to her 17 points.

Rogers had her second excellent shooting game in a row, hitting 6-of-9 shots overall, 4-of-6 from 3-point range. She has gone 8-for-12 from 3-point range in Montana's last two games.

Senior Johanna Closson, who scored a career-high 25 points in UM's home-court victory over Gonzaga last November, added 11 points, with Cote coming off the bench to score nine. No other Lady Griz player had more than five points. Gonzaga out-shot Montana 46.5 percent to 35.7 percent and had a sizeable 51-36 rebounding advantage.

4

Oregon State
Montana42
57

5

Montana
Richmond86
81

6

Montana
Wyoming54
65

November 23 ::: Las Vegas, Nev.

November 24 ::: Las Vegas, Nev.

November 29 ::: Laramie, Wyo.

Oregon State (2-1)

Player	MIN	FG	3FG	FT	R	PF	A	TO	B	S	PTS
S. Nicholas *	33	1-3	0-0	0-0	5	2	0	3	1	0	2
I. Duckert *	29	0-6	0-0	2-2	10	4	1	9	1	4	2
C. Fox-Griffin *	29	1-5	0-0	2-2	1	2	5	4	0	1	4
A. Allen *	32	5-13	3-8	1-1	3	4	0	2	0	0	14
B. Davis *	23	1-7	1-4	2-2	4	0	2	5	0	1	5
I. Rhea *	30	3-16	3-14	0-0	4	3	2	2	0	2	9
A. Reed	1	0-0	0-0	0-0	0	0	0	0	0	0	0
A. Mitchell	4	1-1	0-0	0-0	1	3	0	1	0	0	2
J. Futch	5	0-1	0-1	2-2	1	0	0	0	0	0	2
V. Wohlers	1	0-0	0-0	0-0	0	0	0	0	0	0	0
W. Champlin	2	0-0	0-0	0-0	0	0	0	0	0	0	0
B. Eskridge	13	1-3	0-0	0-2	3	2	0	1	3	1	2
Team					6						
Totals	200	13-55	7-27	9-11	38	20	10	29	5	9	42

Montana (2-2)

Player	MIN	FG	3FG	FT	R	PF	A	TO	B	S	PTS
I. Closson *	21	3-6	0-0	2-2	4	4	0	1	0	2	8
B. Lohman *	29	3-7	0-0	2-4	7	2	1	6	2	2	8
T. Guardipee *	23	3-9	0-1	2-2	9	4	0	2	3	1	8
M. Morales *	36	4-9	0-4	2-4	6	3	10	8	1	0	10
S. Rogers *	32	6-11	3-5	2-2	4	1	0	5	0	0	17
L. Cote	12	0-0	0-0	0-0	0	0	0	2	0	0	0
S. Ena	10	0-5	0-0	0-0	0	3	0	1	0	0	0
D. Conway	24	2-3	1-1	0-0	1	0	0	1	0	0	5
D. Tolbert	4	0-0	0-0	0-1	1	1	0	0	0	0	0
L. Beck	7	0-0	0-0	1-2	0	0	0	0	0	1	1
S. Robinson	2	0-0	0-0	0-0	0	0	0	0	0	0	0
Team					6						
Totals	200	21-50	4-11	11-17	38	18	11	26	6	6	57

	1	2	Total	FG%	3FG%	FT%
Oregon State	11	31	42	.236	.259	.818
Montana	23	34	57	.420	.364	.647

Attendance: 764

Stellar defense keys opening-round win over Oregon State

Montana forced Oregon State into 29 turnovers and held the Beavers to 23.6 percent shooting in a 57-42 victory in the opening round of the UNLV Lady Rebel Shootout Friday afternoon in Las Vegas, Nev. The Lady Griz jumped out to an 8-2 lead and never trailed in the game, evening their record at 2-2.

Oregon State struggled for points the entire afternoon, not reaching double figures until Ashley Allen scored with 4:50 to play in the first half. The basket pulled the Beavers within six, 17-11.

Montana scored the final six points of the opening half to take a 23-11 halftime lead.

The Lady Griz forced 20 first-half turnovers and limited Oregon State to 14.3 percent (4-for-28) shooting in the opening 20 minutes. OSU was 0-for-10 from 3-point range in the first half.

The Beavers were within seven points, 35-28, with just under 12 minutes remaining in the game, but Montana took control of the game over the next six-plus minutes with a 15-2 run that put UM up 50-30 with under five minutes to play. Five different players scored during the run, with senior Johanna Closson scoring four.

Montana improved to 54.5 percent shooting in the second half and ended up shooting 42.0 percent for the game.

Junior Sonya Rogers scored a game-high 17 points, while junior Mandy Morales had her second double-double in the last three games and the ninth of her career with 10 points and 10 assists.

Closson, junior Britney Lohman and junior Tamara Guardipee all scored eight points. Guardipee added a team-high nine rebounds and a team-high three blocks. Lohman had seven rebounds, matched a career high with two blocks and added two steals.

Montana (3-2)

Player	MIN	FG	3FG	FT	R	PF	A	TO	B	S	PTS
J. Closson *	32	3-7	1-1	6-6	10	2	2	2	1	0	13
B. Lohman *	25	4-7	1-1	2-2	3	5	4	2	1	0	11
T. Guardipee *	26	1-7	0-2	0-0	4	3	3	3	0	0	2
M. Morales *	37	11-21	6-9	2-2	3	0	6	3	0	1	30
S. Rogers *	32	5-11	4-7	3-4	4	2	1	1	0	1	17
L. Cote	14	1-3	0-2	0-0	4	2	0	1	0	1	2
S. Ena	4	0-1	0-0	0-0	1	1	0	0	0	1	0
D. Conway	8	0-1	0-1	0-0	1	4	0	1	0	0	0
Team					6						
Totals	200	29-64	12-23	16-18	40	22	17	14	3	4	86

Richmond (3-4)

Player	MIN	FG	3FG	FT	R	PF	A	TO	B	S	PTS
K. Holzer *	29	1-5	0-0	10-12	10	3	2	0	2	1	12
C. Campion *	27	5-12	1-2	2-2	6	4	0	2	0	0	13
K. Powell *	35	5-11	1-7	0-0	3	2	9	1	1	1	11
B. Shells *	23	4-12	2-7	0-0	6	2	1	2	0	1	10
J. McKnight *	32	6-12	4-7	2-3	5	3	4	2	0	3	18
N. Thomas	13	3-7	0-0	1-2	5	1	0	1	0	0	7
D. Bell	24	2-8	1-3	1-2	2	2	0	3	0	0	6
R. Kretchman	5	0-1	0-1	0-0	2	0	0	1	0	0	0
A. Zygaite	3	1-1	0-0	0-0	0	0	0	0	1	0	2
C. Goring	9	0-0	0-0	2-2	1	2	0	0	0	0	2
Team					1						
Totals	200	27-69	9-27	18-23	41	19	16	12	4	6	81

	1	2	Total	FG%	3FG%	FT%
Montana	11	45	86	.453	.522	.889
Richmond	42	39	81	.391	.333	.783

Attendance: 500

MVP Morales leads Montana to Lady Rebel Shootout title

Junior Mandy Morales scored 30 points and added six assists to lead Montana to an 86-81 victory Saturday afternoon over Richmond in the title game of the UNLV Lady Rebel Shootout in Las Vegas, Nev. Morales, who had a double-double with 10 points and 10 assists in the Lady Griz' opening-round victory over Oregon State Friday afternoon, was named the Tournament's MVP.

Junior Sonya Rogers had 17 points against the Spiders and was named All-Tournament. Rogers also posted 17 points against the Beavers on Friday and went 7-for-12 from 3-point range on the weekend.

Morales was sensational in the first half Saturday, going 6-for-7 from 3-point range to score 22 points, but the Lady Griz still found themselves down by a point at the break, 42-41.

The Lady Griz opened up three nine-point leads midway through the second half, the final coming when freshman Dvera Tolbert hit a jumper with 8:35 to play to make it 67-58, but Richmond answered Tolbert's basket with a 9-0 run to tie it at 67-67 on two free throws by Katie Holzer with 6:34 to play.

Morales broke the tie with a field goal, but the Spiders' Johanna McKnight drained a three with 6:03 remaining to put Richmond up 70-69. It was UR's first second-half lead since the 17:50 mark.

Another McKnight three made it 73-70 with just over five minutes to play.

Morales and Rogers scored all Montana's points in a 7-2 run that put Montana up 77-75, but Kara Powell scored for the Spiders to even the score at 77-77 with just over two minutes remaining.

Junior Tamara Guardipee missed for the Lady Griz on their next possession, but senior Laura Cote forced a Richmond turnover with 1:44 to play and Rogers made the Spiders pay with a 3-pointer that made it 80-77 with 1:33 remaining.

Montana would hold the lead the rest of the way, going 6-for-6 from the line over the final 37 seconds.

Montana (3-3)

Player	MIN	FG	3FG	FT	R	PF	A	TO	B	S	PTS
J. Closson *	33	3-5	1-2	1-2	7	2	3	4	1	0	8
B. Lohman *	36	1-4	1-2	11-12	7	5	3	3	1	0	14
T. Guardipee *	18	0-3	0-0	0-0	2	0	1	0	0	0	0
S. Rogers *	36	3-7	1-3	0-1	3	2	1	2	0	4	7
L. Cote *	23	1-7	1-1	0-0	0	0	0	0	1	0	3
S. Stender	0+	0-0	0-0	0-0	0	0	0	1	0	0	0
S. Ena	7	2-3	0-0	1-1	2	3	0	1	0	0	5
D. Conway	14	0-2	0-2	0-0	2	1	0	0	0	0	0
D. Tolbert	12	1-5	0-1	3-4	2	1	0	0	0	0	5
L. Beck	21	5-10	2-4	0-0	0	2	1	1	1	1	12
Team					6						
Totals	199	16-46	6-15	16-20	31	16	9	12	4	5	54

Wyoming (5-0)

Player	MIN	FG	3FG	FT	R	PF	A	TO	B	S	PTS
H. Zavec *	38	7-17	1-6	4-4	4	3	7	3	1	0	19
R. Vanderjagt *	24	1-2	0-1	0-0	2	1	2	1	3	0	2
J. Podziemska *	29	5-8	3-6	2-2	7	4	2	1	0	2	15
J. Bolerjack *	25	1-7	1-5	2-3	3	1	2	1	0	0	5
D. Sisk *	35	2-6	1-5	0-0	4	1	2	0	0	2	5
A. Vandiver	21	3-12	1-5	3-5	10	1	2	3	0	3	10
M. McGuffey	14	2-5	1-2	0-0	0	1	0	0	1	0	5
E. Disson	14	2-3	0-0	0-0	2	1	0	0	0	0	4
Team					9						
Totals	200	23-60	8-30	11-14	41	13	17	9	5	7	65

	1	2	Total	FG%	3FG%	FT%
Montana	25	29	54	.348	.400	.800
Wyoming	32	33	65	.383	.267	.786

Attendance: 3,764

Cowgirls pull away late to down Lady Griz

Montana lost to Wyoming Thursday night, 65-54, at Laramie, Wyo. The Lady Griz led by two, 40-38, with just over 10 minutes remaining, but the Cowgirls went on a 15-0 run to take control late and pull away for the victory.

The Cowgirls opened the game by hitting their first three shots, all 3-pointers, to take a quick 9-2 lead before the game was even two minutes old.

Montana weathered the early storm and got back-to-back 3-pointers of its own from senior Laura Cote and junior Britney Lohman to eventually even the score at 11-11 less than five minutes into the game.

Freshman Sarah Ena converted a three-point play inside with 6:39 to play that trimmed the UW lead to two, 22-20, but the Cowgirls began to pull away late in the half, scoring 10 straight to take a 32-20 lead when Megan McGuffey hit a three with 2:03 remaining.

Montana sophomore Lauren Beck scored the half's final five points to pull the Lady Griz within seven at the break, 32-25.

Hanna Zavec scored the opening two points of the second half to put Wyoming up nine, 34-25, but the Lady Griz slowly chipped away at the lead.

Montana took its first and only lead of the game, 40-38 at the 10:42 mark, when Beck hit a 3-pointer that capped a 15-4 run for the Lady Griz.

Lohman scored five points in the run, with junior Sonya Rogers and Beck hitting 3-pointers.

Aubrey Vandiver and Elisabeth Disson scored back-to-back baskets to put Wyoming up two, 42-40, but senior Johanna Closson evened the score for the final time when she scored with 9:38 remaining.

Disson scored inside just eight seconds after Closson's basket, prompting a timeout from Montana coach Robin Selvig, but Disson's basket sparked Wyoming's game-deciding 15-0 run over the next 4:25 that made it 57-42 and put the game out of reach.

7 Montana
Portland

67
63

December 5 ::: Portland, Ore.

Montana (4-3)												
Player	MIN	FG	3FG	FT	R	PF	A	TO	B	S	PTS	
J. Closson *	23	4-10	0-0	4-4	4	5	0	2	0	4	12	
B. Lohman *	31	1-8	0-3	4-5	10	3	4	6	1	2	6	
T. Guardipee *	14	0-1	0-0	1-2	6	1	1	2	0	0	1	
S. Rogers *	35	4-8	1-4	6-6	5	0	2	1	1	0	15	
L. Cote *	29	6-9	1-2	4-4	6	3	0	4	0	1	17	
S. Ena	16	1-5	0-0	3-5	4	3	2	2	0	0	5	
D. Conway	12	1-1	0-0	0-0	5	0	0	2	0	1	2	
D. Tolbert	16	1-4	0-0	0-0	4	1	0	2	1	1	2	
L. Beck	24	1-5	0-0	5-7	5	2	1	4	3	1	7	
Team					4							
Totals	200	19-51	2-9	27-33	53	18	10	26	6	10	67	

Portland (6-3)												
Player	MIN	FG	3FG	FT	R	PF	A	TO	B	S	PTS	
K. Burris *	21	2-3	0-0	2-2	3	4	3	0	0	2	6	
L. Thomas *	17	0-3	0-0	9-10	4	3	1	2	0	0	9	
R. Warren *	33	6-11	0-0	0-3	12	4	1	3	4	1	12	
K. Morris *	29	4-15	1-8	0-1	2	4	1	2	0	0	9	
L. Dollente *	36	5-13	3-9	0-0	1	0	4	1	0	1	13	
T. Cronin	9	0-3	0-1	0-0	3	2	1	0	1	0	0	
M. Bermingham	22	3-10	1-5	2-4	2	3	3	2	0	2	9	
J. Wasson	3	0-0	0-0	0-0	0	0	0	0	0	0	0	
R. Stratton	1	0-2	0-2	0-0	0	1	0	0	0	0	0	
A. Sievers	17	1-9	0-1	1-2	3	1	1	2	0	2	3	
L. Angel	12	1-4	0-0	0-0	2	0	0	1	0	0	2	
Team					6							
Totals	200	22-73	5-26	14-22	38	22	16	14	4	9	63	

	1	2	Total	FG%	3FG%	FT%
Montana	20	47	67	.373	.222	.818
Portland	25	38	63	.301	.192	.636

Attendance: 157

Lady Griz get past Pilots with second-half rally

Senior Laura Cote scored a season-high 17 points to lead Montana to a 67-63 victory over Portland Wednesday night at Portland, Ore. The Lady Griz trailed 25-20 at the break but scored 47 second-half points on 45.8 percent shooting to rally back from a 10-point second-half deficit.

Montana trailed by as many as 10 points in the opening half, falling behind 21-11 when UP's Lauren Angel hit a jumper at the 9:55 mark.

The Lady Griz scored nine of the half's final 13 points to pull within five at the break, 25-20. Senior Johanna Closson scored six of UM's closing nine points of the half.

Montana shot just 29.6 percent in the first half, including a 0-for-5 effort from 3-point range, and committed 12 turnovers, but stayed in the game by limiting the high-scoring Pilots to 32.4 percent shooting and holding a 26-22 rebounding advantage.

Portland went back up by 10 early in the second half, taking a 39-29 lead on a Meagan Bermingham jumper at the 16:24 mark, but the Lady Griz would slowly work on the lead.

Montana pulled within three points on three occasions mid-way through the second half, then finally took the lead for good on a Cote 3-pointer with 6:34 to play that put the Lady Griz up one, 48-47.

Junior Britney Lohman converted a three-point play inside and sophomore Lauren Beck hit two free throws to make it 53-47. Cote then closed out the decisive 10-0 run with a basket to make it 55-47 with 4:45 to play.

Portland closed to within three points, 58-55, with just over two minutes to play and within two, 65-63, with seven seconds to play, but Montana went 9-for-10 from the line over the final 1:23 to hang on for the victory.

Cote and junior Sonya Rogers both went 4-for-4 from the line down the stretch.

8 CSU Northridge
Montana

52
87

December 8 ::: Missoula, Mont.

Cal State Northridge (0-8)												
Player	MIN	FG	3FG	FT	R	PF	A	TO	B	S	PTS	
W. Ligon *	33	5-14	2-5	0-0	3	2	1	4	0	1	12	
B. Davies *	28	2-4	0-0	6-8	2	0	1	3	0	1	10	
K. Holloway *	25	3-12	0-0	3-4	6	2	0	4	2	2	9	
S. Howard *	26	0-2	0-0	2-2	7	1	3	3	0	0	2	
T. Tadey *	31	3-10	1-2	1-2	4	3	2	5	0	3	8	
K. Thompson	7	1-4	0-0	0-0	2	2	0	1	0	1	2	
A. Viena-Lota	9	0-1	0-1	2-2	1	2	0	1	0	1	2	
C. Hall	9	0-1	0-0	0-0	0	2	0	1	1	0	0	
M. Pryor	6	0-3	0-3	0-0	2	1	0	0	0	0	0	
C. Hahs	6	0-1	0-0	0-0	0	0	0	1	1	0	0	
A. Blake	20	2-6	1-4	2-2	2	3	0	1	0	0	7	
Team					4							
Totals	200	16-58	4-15	16-20	33	18	7	24	4	9	52	

Montana (5-3)												
Player	MIN	FG	3FG	FT	R	PF	A	TO	B	S	PTS	
J. Closson *	22	4-9	1-2	3-3	7	1	1	1	0	3	12	
B. Lohman *	22	3-6	0-0	2-2	7	3	3	1	1	0	8	
T. Guardipee *	17	4-7	0-0	0-0	5	3	0	3	0	2	8	
S. Rogers *	28	5-7	2-3	0-0	0	2	2	5	0	0	12	
L. Cote *	24	3-7	0-1	3-3	1	2	5	3	0	1	9	
S. Stender	9	1-3	0-0	1-1	1	0	0	0	0	0	3	
S. Ena	13	4-7	0-0	3-4	6	0	1	2	1	0	11	
J. Linford	7	3-4	0-0	2-3	1	0	0	0	0	0	8	
D. Conway	17	3-5	2-2	0-0	2	2	2	1	0	1	8	
D. Tolbert	9	1-3	0-0	0-0	2	0	0	0	0	1	2	
L. Beck	24	1-5	0-1	0-0	4	1	2	4	0	1	2	
S. Robison	8	2-2	0-0	0-0	4	2	0	1	1	0	4	
Team					4							
Totals	200	34-65	5-9	14-16	44	16	16	21	3	9	87	

	1	2	Total	FG%	3FG%	FT%
Cal St. Northridge	21	31	52	.276	.267	.800
Montana	51	36	87	.523	.556	.875

Attendance: 3,508

First-half blitz propels Lady Griz to easy victory over winless Matadors

Montana shot 60 percent in the first half to jump out to a 30-point halftime lead and went on to defeat Cal State Northridge 87-52 Saturday night at Dahlberg Arena. All 12 Lady Griz players who were in uniform for the game hit at least one field goal in the victory.

The Lady Griz jumped out to an 8-1 lead before the first media timeout and had their first double-figure lead by the second media timeout.

Leading 20-11 with just under 10 minutes to play in the first half, Montana went on a 23-5 run over the next five minutes to push the lead to 27 points, 43-16.

A jumper by junior Sonya Rogers with nine seconds to play in the half increased the lead to 30, 51-21, the largest lead of the opening half.

Eight players scored in the first half for the Lady Griz, who hit 21-of-35 attempts (.600) while limiting Northridge to 25.0 percent shooting (6-for-24).

The second-half lead reached a game-high 42 points, 82-40, when senior Laura Cote converted a three-point play with 5:36 remaining.

Indicative of the balanced scoring, Montana had just three players score in double figures despite the 87 points, and none of those three scored more than 12 points.

Closson and Rogers both finished with 12 points, with Rogers going 5-for-7 from the field, including 2-for-3 from 3-point range.

Freshman Sarah Ena hit 4-of-7 shots to score 11 points. She also grabbed six rebounds, four on the offensive glass.

Cote finished with nine points, while five different players scored eight points.

Montana ended up shooting 52.3 percent for the game.

9 Idaho
Montana

52
77

December 15 ::: Missoula, Mont.

Idaho (0-10)												
Player	MIN	FG	3FG	FT	R	PF	A	TO	B	S	PTS	
L. Koppen *	33	3-11	3-10	0-0	2	4	1	3	1	2	9	
Y. Olorunnife *	26	5-10	0-1	1-2	3	3	0	5	0	2	11	
S. Dennehy *	27	4-10	1-5	0-0	5	2	2	3	1	1	9	
K. Madison *	31	3-8	0-0	2-4	9	4	5	7	0	1	8	
C. Otero *	35	2-5	2-4	0-0	0	1	1	2	0	1	6	
C. Bakondy	2	0-0	0-0	0-0	0	0	1	0	0	0	0	
E. Doran	2	0-0	0-0	0-0	0	0	0	0	0	0	0	
H. Wells	10	0-1	0-0	0-0	1	2	1	0	0	0	0	
A. Curtis	8	0-0	0-0	0-0	1	1	0	2	0	1	0	
L. Simon-West	3	2-2	2-2	0-0	0	1	0	0	0	0	6	
T. Riedel	9	0-3	0-0	1-3	2	3	1	0	0	0	1	
K. Schlotthauer	14	1-3	0-1	0-0	8	2	1	2	0	1	2	
Team					2							
Totals	200	20-53	8-23	4-9	33	23	13	25	2	9	52	

Montana (6-3)												
Player	MIN	FG	3FG	FT	R	PF	A	TO	B	S	PTS	
J. Closson *	34	4-9	1-3	0-2	3	1	3	4	0	3	9	
B. Lohman *	24	3-7	0-0	1-2	6	4	1	4	1	2	7	
T. Guardipee *	18	4-9	0-0	4-4	6	2	0	2	0	2	12	
S. Rogers *	28	5-8	3-4	3-6	1	0	1	0	0	2	16	
L. Cote *	32	2-7	2-3	4-4	4	1	4	2	1	1	10	
S. Stender	4	0-0	0-0	2-2	0	0	0	0	0	1	2	
S. Ena	13	3-3	0-0	4-5	4	3	1	0	1	0	10	
J. Linford	4	0-0	0-0	0-0	0	0	1	0	0	0	0	
D. Conway	14	1-5	1-3	0-0	2	0	1	1	0	0	3	
L. Beck	23	2-3	0-0	3-4	2	0	3	1	0	1	7	
S. Robison	6	0-1	0-0	1-2	3	0	0	0	0	0	1	
Team					5							
Totals	200	24-52	7-13	22-31	36	11	14	16	3	12	77	

	1	2	Total	FG%	3FG%	FT%
Idaho	25	27	52	.377	.348	.444
Montana	29	48	77	.462	.538	.710

Attendance: 3,408

Late barrage of points sends Lady Griz to victory

Montana shot 54.2 percent in the second half to open up a tight game and cruised to a 77-52 victory over Idaho at Dahlberg Arena Saturday night. The Lady Griz led by just one, 37-36, with just under 13 minutes remaining in the game but out-scored the Vandals 40-16 the rest of the way to win their third straight game.

Senior Sonya Rogers led both teams with 16 points, 14 coming in the second half when she hit four of six shots, including all three of her 3-point attempts.

Junior Tamara Guardipee had 12 points and six rebounds, while senior Laura Cote and freshman Sarah Ena both finished with 10.

Ena and Rogers both played major roles in the Lady Griz' late surge, with the freshman striking early in the run and the junior late.

With Montana up four, 40-36, Ena scored 10 of UM's next 13 points that made it 53-40 with 8:34 to play.

Rogers scored 11 of her 14 second-half points in a span of 2:06 that took a 57-40 lead and made it 72-44. She hit all three of her 3-pointers for the game during the burst.

The Lady Griz were unable to gain separation in a sloppy first half. Both teams shot under 40 percent in the opening 20 minutes and combined for 22 turnovers, with Montana taking a 29-25 lead to the locker room.

Idaho was within one point on three occasions early in the second half before the Lady Griz went on their game-ending run.

Montana shot 46.2 percent for the game, forced 25 UI turnovers and had a season-high

10 Washington State 54
Montana 74

December 18 ::: Missoula, Mont.

Washington State (3-7)												
Player	MIN	FG	3FG	FT	R	PF	A	TO	B	S	PTS	
H. Molzen *	26	4-10	0-1	0-0	7	5	1	4	0	0	8	
E. Coates *	14	1-3	0-0	0-0	2	5	0	0	2	0	2	
K. Appleton *	36	3-9	1-5	0-0	5	2	3	0	0	2	7	
J. Williams *	24	2-8	0-3	1-2	4	1	4	1	0	0	5	
K. Kelly *	22	2-7	1-4	0-0	2	3	3	3	0	1	5	
C. Hetheridge	24	2-8	0-2	2-4	3	0	0	1	0	0	6	
A. Price	14	3-9	3-8	0-0	0	0	0	2	0	0	9	
K. Calderwood	28	4-8	1-3	1-2	5	3	1	2	0	0	10	
S. Dickerson	12	0-4	0-0	2-2	2	1	0	1	0	0	2	
Team					7							
Totals	200	21-66	6-26	6-10	37	20	12	14	2	3	54	

Montana (7-3)												
Player	MIN	FG	3FG	FT	R	PF	A	TO	B	S	PTS	
J. Closson *	26	1-3	1-1	0-0	6	5	3	3	0	2	3	
B. Lohman *	28	3-11	0-0	2-3	12	0	2	3	1	3	8	
T. Guardipee *	22	4-11	0-0	3-3	6	3	5	2	3	0	11	
S. Rogers *	32	7-11	4-8	3-4	3	0	0	1	0	0	21	
L. Cote *	30	2-3	0-1	2-4	1	1	3	3	1	1	6	
S. Stender	4	0-0	0-0	0-0	0	0	0	0	0	0	0	
S. Ena	12	4-7	0-0	2-4	3	1	0	1	1	0	10	
J. Linford	4	0-0	0-0	0-0	1	2	1	0	0	0	0	
D. Conway	19	3-5	1-1	2-2	1	1	1	0	0	0	9	
L. Beck	18	2-3	1-2	1-2	2	1	2	2	1	2	6	
S. Robison	5	0-0	0-0	0-0	0	0	0	2	0	0	0	
Team					7							
Totals	200	26-54	7-13	15-22	42	14	17	17	7	8	74	

	1	2	Total	FG%	3FG%	FT%
Washington State	25	29	54	.318	.231	.600
Montana	36	38	74	.481	.538	.682

Attendance: 3,114

Rogers' hot hand leads streaking Lady Griz over WSU

Junior Sonya Rogers scored a season-high 21 points on 7-of-11 shooting to lead the Lady Griz to a 74-54 victory over Washington State Tuesday night at Dahlberg Arena. The win was UM's fourth straight.

Rogers got Montana rolling early Tuesday night. After WSU's Katie Calderwood tied the score at 8-8 with a 3-pointer at the 16:10 mark of the first half, Rogers scored the game's next seven points on two jumpers and a 3-pointer to put the Lady Griz up seven, 15-8.

The Lady Griz slowly built a lead to close out the half, taking a 36-25 lead to the locker room.

Montana shot 50 percent in the first half, led by Rogers' 5-for-7 effort. Rogers went 3-for-5 from 3-point range to score 13 first-half points.

Senior Johanna Closson opened the second half with a 3-pointer just 10 seconds in, putting Montana up 14, and the Cougars would get no closer than 11 points the rest of the way.

The UM lead reached a game-high 27 points, 70-43, when freshman Sarah Ena hit a jumper in the paint with 3:07 to play.

Rogers was one of three Montana players to score in double figures.

Junior Tamara Guardipee finished with 11 points, six rebounds, five assists and three blocks. Freshman Sarah Ena finished in double figures for the third straight game with 10 points. Over those three games, the 5-11 forward is shooting 64.7 percent.

Junior Britney Lohman scored eight points and grabbed a game-high 12 rebounds, which matched a career high.

Senior Dana Conway came off the bench to score nine points, going 3-for-5 from the field and hitting her only 3-point attempt.

Montana shot 48.1 percent for the game and finished with a 42-37 rebounding advantage.

11 Montana-Western 37
Montana 70

December 19 ::: Missoula, Mont.

Montana-Western (exhibition game)												
Player	MIN	FG	3FG	FT	R	PF	A	TO	B	S	PTS	
L. Shea *	31	5-7	0-0	1-5	9	4	0	3	0	3	11	
J. Dana *	12	0-5	0-5	0-0	0	1	2	2	0	1	0	
S. James *	20	0-3	0-0	0-0	6	3	1	4	0	0	0	
K. Pankratz *	25	0-4	0-1	0-0	1	1	2	2	0	0	0	
H. Brooks *	31	4-8	2-6	0-0	5	1	0	3	0	0	10	
J. Lake	25	1-8	0-2	2-3	0	4	2	3	0	0	4	
G. Rucker	18	2-10	1-7	2-3	4	0	0	3	0	1	7	
A. Lidstrom	13	1-4	0-2	0-0	1	3	0	1	1	0	2	
C. Mosey	25	1-5	0-0	1-1	7	1	0	1	0	1	3	
Team					3							
Totals	200	14-54	3-23	6-12	36	18	7	22	1	6	37	

Montana (8-3)												
Player	MIN	FG	3FG	FT	R	PF	A	TO	B	S	PTS	
J. Closson *	25	1-3	1-1	2-2	2	1	2	1	0	2	5	
B. Lohman *	28	6-7	0-0	6-7	7	3	1	2	1	2	18	
T. Guardipee *	16	2-2	0-0	4-4	6	2	2	1	1	2	8	
S. Rogers *	27	6-12	2-6	0-0	6	3	1	1	0	1	14	
L. Cote *	29	3-8	1-4	0-1	1	2	0	1	0	0	7	
S. Stender	6	0-0	0-0	2-2	0	0	0	0	0	1	2	
S. Ena	15	3-8	0-0	2-3	5	1	0	1	0	1	8	
J. Linford	7	2-3	0-0	0-0	2	0	0	1	1	0	4	
D. Conway	16	1-6	0-4	0-1	4	1	0	2	0	0	2	
L. Beck	20	0-4	0-1	0-0	4	1	1	2	3	1	0	
S. Robison	11	1-4	0-0	0-2	4	1	1	0	0	1	2	
Team					4							
Totals	200	25-57	4-16	16-22	45	15	8	12	6	11	70	

	1	2	Total	FG%	3FG%	FT%
Montana-Western	22	15	37	.259	.130	.500
Montana	42	28	70	.439	.250	.727

Attendance: 2,884

Lady Griz head to break on five-game win streak

Montana won its fifth straight game Wednesday night with a 70-37 victory over Montana-Western at Dahlberg Arena. The Lady Griz enter their short Christmas break with a record of 8-3.

Montana-Western was using the game as an exhibition and remained at 10-2 on the season.

Junior Britney Lohman led all scorers with 18 points and grabbed a game-high seven rebounds. Lohman entered the game shooting 31.8 percent from the field for the year but broke out with a 6-for-7 performance against the Bulldogs to raise her season shooting percentage to 37.0 percent.

Junior Sonya Rogers kept her season-long hot hand, hitting 6-of-12 from the field to score 14 points. She also grabbed a career-high six rebounds.

No other Montana players reached double figures, but eight other players scored in the game.

Junior Tamara Guardipee and freshman Sarah Ena both scored six points and combined for 11 rebounds.

The Lady Griz shot 48.1 percent in the first half to jump out to a 42-22 halftime lead. They ended up shooting 43.9 percent for the game and had a 45-36 rebounding advantage.

Laura Shea had 11 points and nine rebounds for Montana-Western, both team highs. Heather Brooks had 10 points and added five rebounds.

Montana limited the Bulldogs to 25.9 percent shooting overall, 13.0 percent (3-for-23) from 3-point range.

Over their last eight games, of which they've won seven, the Lady Griz have shot 44.2 percent while limiting their opponents to 32.0 percent shooting.

12 UC Santa Barbara 70
Montana 88

November 19 ::: Spokane, Wash.

UC Santa Barbara (4-6)												
Player	MIN	FG	3FG	FT	R	PF	A	TO	B	S	PTS	
J. Wilson *	16	3-5	1-2	1-2	2	2	2	2	0	1	8	
K. Suderman *	19	3-7	0-0	2-2	4	3	0	0	0	0	8	
W. Warren *	23	4-6	0-0	1-1	1	3	0	2	0	2	9	
C. Ononiwu *	17	0-4	0-1	0-0	2	4	1	3	0	0	0	
S. Gibbons *	31	0-7	0-6	0-0	3	2	6	4	0	3	0	
A. Gnekow	6	0-2	0-1	0-0	0	1	0	2	0	0	0	
J. Franey	2	0-0	0-0	0-0	0	0	0	0	0	0	0	
L. Pedersen	19	2-5	2-4	0-0	3	3	5	3	3	0	6	
M. Williams	26	12-16	4-6	0-0	8	2	1	0	0	2	28	
A. Brown	21	3-6	0-0	1-1	5	2	1	3	0	0	7	
J. Goble	8	0-2	0-0	0-0	2	1	0	1	0	1	0	
M. Johnson	12	2-2	0-0	0-0	1	1	2	1	0	0	4	
Totals	200	29-62	7-20	5-7	31	24	18	21	3	9	70	

Montana (9-3)												
Player	MIN	FG	3FG	FT	R	PF	A	TO	B	S	PTS	
J. Closson *	26	8-10	1-1	3-4	4	0	1	0	0	3	20	
D. Conway *	20	0-1	0-0	0-2	6	0	0	1	0	3	0	
T. Guardipee *	24	6-8	0-0	3-3	3	1	2	1	1	0	15	
M. Morales *	18	4-7	1-3	1-1	3	1	5	3	0	1	10	
S. Rogers *	29	2-9	2-5	2-2	1	2	1	1	0	2	8	
L. Cote	25	4-9	0-2	1-1	3	2	4	4	0	1	9	
S. Stender	4	0-0	0-0	0-0	0	0	0	1	0	0	0	
S. Ena	10	2-2	0-0	9-9	4	0	3	0	0	0	13	
J. Linford	7	0-1	0-0	0-2	2	0	0	0	0	0	0	
D. Tolbert	10	2-3	0-0	0-0	2	2	2	1	0	0	4	
L. Beck	23	3-4	0-1	3-4	1	1	2	3	2	2	9	
S. Robison	4	0-0	0-0	0-2	0	1	0	0	0	0	0	
Team					3							
Totals	200	31-54	4-12	22-30	32	10	20	16	3	12	88	

	1	2	Total	FG%	3FG%	FT%
UC Santa Barbara	28	42	70	.468	.350	.714
Montana	39	49	88	.574	.333	.733

Attendance: 4,053

Lady Griz open Holiday Classic with 18-point win

Montana shot a season-high 57.4 percent to defeat UC Santa Barbara 88-70 Friday night at Dahlberg Arena in the opening game of the 28th Lady Griz Holiday Classic. The victory was UM's sixth straight.

With junior forward Britney Lohman on the bench for team disciplinary reasons and junior guard Mandy Morales limited in minutes in her first game back after missing the previous six with a foot injury, senior Johanna Closson answered the call with a season-best 20-point performance Friday night.

Also increasing her offensive production was junior center Tamara Guardipee. Averaging 6.5 points per game on 39.1 percent shooting entering the game, Guardipee went 6-for-8 from the field and hit all three of her free throw attempts to score a season-high 15 points.

Morales was the third starter to reach double figures, finishing with 10 points and a team-high five assists while playing 18 minutes.

Montana had another solid contribution from its bench, with the reserves scoring 35 points on 57.9 percent shooting.

Freshman Sarah Ena continued her impressive play with a remarkably efficient night. The forward scored a season-high 13 points and added four rebounds and a season-best three assists in just 10 minutes of work. She went 2-for-2 from the field and hit all nine of her free throw attempts.

Senior Laura Cote, who had started the previous six games for Morales, scored nine points and added four assists and three rebounds.

Sophomore Lauren Beck also scored nine points, going 3-for-4 from both the field and free throw line. She added two assists, two blocks and two steals.

13 Mississippi 77
Montana 84

December 30 ::: Missoula, Mont.

Mississippi (5-7)												
Player	MIN	FG	3FG	FT	R	PF	A	TO	B	S	PTS	
C. Barte *	28	8-11	1-2	1-1	7	1	3	4	0	2	18	
S. Goff *	38	6-16	0-0	4-4	8	2	2	5	1	1	16	
E. Robertson *	26	5-11	2-7	0-0	5	2	1	3	0	1	12	
K. Melson *	34	0-2	0-1	0-0	1	5	9	1	0	1	0	
B. Thomas *	18	2-5	2-4	0-0	2	0	0	1	0	1	6	
L. Roy	9	3-5	3-4	0-0	1	0	0	0	0	0	9	
L. Phillips	15	2-4	0-0	0-0	3	1	0	2	0	1	4	
S. Black	15	3-5	0-0	0-0	3	5	2	4	0	2	6	
T. Worsham	3	0-1	0-1	0-0	1	1	0	1	0	0	0	
D. Forrest	14	1-3	0-0	4-6	2	1	0	3	0	2	6	
Team					5							
Totals	200	30-63	8-19	9-11	38	18	17	24	1	11	77	

Montana (10-3)												
Player	MIN	FG	3FG	FT	R	PF	A	TO	B	S	PTS	
J. Closson *	27	6-13	1-3	1-3	2	3	2	3	0	1	14	
D. Conway *	17	2-5	1-3	0-0	1	1	1	1	1	0	5	
T. Guardipee *	29	3-5	0-1	1-2	10	1	2	0	0	2	7	
M. Morales *	31	6-11	5-9	3-4	4	0	5	3	0	2	20	
S. Rogers *	27	6-14	2-8	1-2	4	1	4	1	0	1	15	
L. Cote	21	4-8	2-3	0-1	2	0	1	4	0	0	10	
S. Ena	14	0-3	0-0	1-2	3	1	2	3	0	1	1	
D. Tolbert	11	3-3	0-0	0-2	2	1	0	0	0	2	6	
L. Beck	23	2-3	0-1	2-2	3	4	0	0	0	1	6	
Team					2							
Totals	200	32-65	11-28	9-18	33	12	17	15	1	10	84	

	1	2	Total	FG%	3FG%	FT%
Mississippi	28	49	77	.476	.421	.818
Montana	40	44	84	.492	.393	.500

Attendance: 3,810

Lady Griz win ninth straight Holiday Classic title

Montana won its own Lady Griz Holiday Classic for the 25th time in 28 years of the event with an 84-77 victory over Mississippi Sunday night at Dahlberg Arena. Senior Johanna Closson, who averaged 17.0 points on 60.9 percent shooting in UM's victories over the Rebels and UC Santa Barbara, was named the Classic's Most Valuable Player.

Juniors Mandy Morales and Tamara Guardipee were named to the All-Tournament team. Morales averaged 15.0 points and 5.0 assists for the two games while shooting 55.6 percent from the field. Guardipee averaged 11.0 points and 6.5 rebounds per game while shooting 69.2 percent.

Morales led both teams Sunday night with 20 points, going 6-for-11 from the field and 5-for-9 from 3-point range. She also added five assists, four boards and two steals.

Junior Sonya Rogers had 15 points, four assists and four rebounds. Closson finished with 14 points and senior Laura Cote came off the bench to score 10.

Guardipee totaled seven points while grabbing a game-high 10 rebounds.

Carla Barte led Mississippi with 18 points.

Montana never trailed in the game.

The Lady Griz jumped out to 14-2 lead less than five minutes into the game and still had a 12-point lead at the break, 40-28.

After trailing by double figures for most of the second half, the Rebels' best chance to make a run came late in the game.

A 3-pointer by Lindsay Roy with 3:49 to play cut the lead to nine, 74-65, and Guardipee followed with a miss on Montana's next possession.

Elizabeth Robertson then had an open look at a 3-pointer for Mississippi, but her chance to make it a six-point game with 3:27 to go was off the mark.

The seven-point final margin was as close as the Rebels got in the second half.

14 Montana State 65
Montana 78

January 4 ::: Missoula, Mont.

Montana State (5-8, 0-1 BSC)												
Player	MIN	FG	3FG	FT	R	PF	A	TO	B	S	PTS	
S. Strand *	29	2-6	1-4	0-0	7	1	0	2	0	2	5	
K. Wallace *	29	6-16	0-0	1-2	10	4	0	5	1	1	13	
N. Garcia *	29	3-6	0-0	4-6	8	4	0	2	1	0	10	
R. Mercer *	35	5-11	3-7	6-6	0	2	2	5	0	1	19	
J. Heringer *	30	1-5	0-2	0-0	3	1	1	1	0	0	2	
E. Perry	22	2-5	0-0	2-2	3	2	3	2	0	1	6	
A. Phippard	2	0-0	0-0	0-0	0	0	0	1	0	0	0	
L. Seidensticker	20	2-6	1-4	3-4	3	3	0	1	0	0	8	
J. Thornton	4	1-2	0-0	0-0	1	2	0	0	0	0	2	
Totals	200	22-57	5-17	16-20	35	19	6	19	2	5	65	

Montana (11-3, 1-0 BSC)												
Player	MIN	FG	3FG	FT	R	PF	A	TO	B	S	PTS	
J. Closson *	25	2-8	0-2	0-0	10	1	0	0	1	0	4	
B. Lohman *	26	4-8	0-2	0-3	3	4	1	2	1	1	8	
T. Guardipee *	22	5-14	0-1	2-2	10	2	1	2	1	1	12	
M. Morales *	29	2-6	1-3	4-6	3	2	6	1	1	2	9	
S. Rogers *	35	9-14	5-6	9-9	3	2	1	1	0	0	32	
L. Cote	16	1-3	1-1	0-0	2	3	1	3	0	0	3	
S. Ena	11	1-3	0-0	0-0	5	0	1	3	0	0	2	
D. Conway	10	0-1	0-1	2-2	2	1	1	1	0	0	2	
D. Tolbert	6	2-3	0-0	0-0	0	0	0	0	0	1	4	
L. Beck	20	1-1	0-0	0-0	0	1	0	1	1	0	2	
Team					2							
Totals	200	27-61	7-16	17-22	40	16	12	14	5	5	78	

	1	2	Total	FG%	3FG%	FT%
Montana State	29	36	65	.386	.294	.800
Montana	40	38	78	.443	.438	.773

Attendance: 4,537

Rogers leads Lady Griz to win in Big Sky opener

Junior Sonya Rogers scored a career-high 32 points to lead Montana to a 78-65 victory over Montana State Friday night at Dahlberg Arena in the Big Sky Conference opener for both teams. The victory was UM's eighth-straight victory.

Rogers' 32 points are the second-most ever scored by a Lady Griz player in a UM-MSU game. Shannon Cate scored 39 against the Bobcats in 1992.

Neither the first half nor second half nor the opponent were able to contain the consistent Rogers Friday night. She hit 5-of-7 shots, including 4-of-5 from 3-point range, in the first half to score 17 points by the break. She then hit 4-of-7 shots in the second half, including her only 3-point attempt, to add 15 second-half points.

She finished 9-for-14 from the field, 5-for-6 from 3-point range and went a perfect 9-for-9 from the line.

Rogers' previous career high of 27 points was scored last January in a home-court win over Portland State. That game was also played on January 4 and was also UM's 2007 Big Sky opener.

Montana got scoring from nine other players Friday night, but only junior Tamara Guardipee needed to reach double figures to pull out the win. She finished with 12 points and 10 rebounds, her ninth career double-double.

Junior Mandy Morales had nine points and six assists, while junior Britney Lohman, in her first game back from a two-game suspension, added eight points. Friday was the first time in 21 games played that Morales failed to reach double figures in scoring.

Senior Johanna Closson had four points and 10 rebounds, helping Montana to a 40-35 advantage on the boards. It was Closson's sixth career double-figure rebounding effort.

Sophomore Lauren Beck and freshman Dvera Tolbert came off the bench to hit three of their four field goal attempts. The twosome has gone 13-for-17 from the field over the last three games.

15 Northern Arizona 55
Montana 77

January 10 ::: Missoula, Mont.

Northern Arizona (5-11, 1-2 BSC)												
Player	MIN	FG	3FG	FT	R	PF	A	TO	B	S	PTS	
L. Dinkins *	37	0-6	0-0	0-0	4	3	4	3	0	4	0	
T. Amos *	17	1-4	0-0	0-0	2	1	0	1	1	0	2	
A. Ingle *	34	5-8	0-0	8-9	8	3	1	9	6	0	18	
S. Cunningham *	34	2-6	0-2	0-0	2	0	2	1	0	0	4	
J. Matthews *	37	7-14	4-6	0-0	0	1	2	0	0	0	18	
J. Galloway	25	2-8	1-3	0-0	1	1	2	1	0	2	5	
L. Ben	10	3-6	2-5	0-0	2	2	0	2	0	0	8	
L. Boer	6	0-0	0-0	0-0	0	1	0	1	0	0	0	
Team					5							
Totals	200	20-52	7-16	8-9	24	12	11	18	7	6	55	

Montana (12-3, 2-0 BSC)												
Player	MIN	FG	3FG	FT	R	PF	A	TO	B	S	PTS	
J. Closson *	22	5-7	1-1	2-2	3	0	1	1	0	0	13	
B. Lohman *	18	7-9	2-2	2-3	4	0	1	0	1	3	18	
T. Guardipee *	17	3-9	0-2	1-2	13	1	0	2	2	1	7	
M. Morales *	21	2-7	0-1	2-2	0	1	6	0	0	1	6	
S. Rogers *	24	2-6	1-3	1-2	1	1	0	0	0	1	6	
L. Cote	18	2-4	0-1	2-2	4	1	4	4	0	0	6	
S. Stender	9	1-4	0-2	0-0	1	1	0	2	0	0	2	
S. Ena	13	1-5	0-0	0-0	5	1	1	2	0	0	2	
J. Linford	8	1-2	0-0	0-0	0	0	1	2	0	1	2	
D. Conway	13	0-2	0-1	0-2	3	0	1	0	0	0	0	
D. Tolbert	7	1-2	0-0	0-0	2	3	0	1	0	0	2	
L. Beck	20	4-6	1-2	0-0	2	0	0	1	0	2	9	
S. Robison	10	2-3	0-0	0-2	3	0	1	0	0	0	4	
Team					6							
Totals	200	31-66	5-15	10-17	47	9	16	15	3	9	77	

	1	2	Total	FG%	3FG%	FT%
Northern Arizona	14	41	55	.385	.438	.889
Montana	42	35	77	.470	.333	.588

Attendance: 3,382

Lady Griz score opening 24 points, roll past Lumberjacks

Montana scored the game's opening 24 points and went on to a 77-55 victory over Northern Arizona Thursday night at Dahlberg Arena. The Lady Griz defense held the Lumberjacks scoreless until NAU's Tiffany Amos hit a jumper in the paint with 7:42 to play to make it 24-2.

The victory was Montana's ninth straight.

Senior Johanna Closson and junior Britney Lohman combined to score the game's opening 22 points, with each player scoring 11 points as NAU was missing its first 14 shots.

A jumper by sophomore Lauren Beck made it 24-0 with just over eight minutes remaining before Amos got the Lumberjacks on the board.

Montana took a 42-14 lead to the locker room after shooting 51.5 percent over the opening 20 minutes and limiting Northern Arizona to 27.3 percent shooting.

Northern Arizona shot 46.7 percent in the second half and out-scored the Lady Griz 41-35.

Montana shot 47.0 percent for the game and had a 47-24 rebounding advantage. After missing its first 14 shots, NAU improved to 38.5 percent by game's end.

Lohman, who finished with 18 points, and Closson, who totaled 13, were the only Montana players in double figures. Twelve different Lady Griz players scored.

Guardipee finished with a season-high 13 rebounds, her third straight game with double-figure boards.

Beck went 4-for-6 from the field to score nine points, and junior Mandy Morales had a game-high six assists.

Ashley Ingle led the Lumberjacks with 18 points, eight rebounds and six blocked shots. Janelle Matthews also had 18 points, going 4-for-6 from 3-point range.

16

Sacramento State 52
Montana 82

January 12 ::: Missoula, Mont.

Sacramento State (3-13, 1-3 BSC)												
Player	MIN	FG	3FG	FT	R	PF	A	TO	B	S	PTS	
C. Hunt *	21	2-10	1-4	1-2	1	3	1	0	0	0	6	
F. Edwards *	26	3-8	2-4	0-0	9	5	1	1	0	0	8	
B. Reum *	24	1-5	0-0	3-6	5	4	1	1	0	0	5	
S. Field-Palazzo *	30	4-13	3-12	4-4	2	0	1	0	1	0	15	
J. Canfield *	19	0-2	0-1	0-0	0	2	2	2	0	0	0	
K. Davis	15	1-4	1-3	0-0	3	0	0	0	0	0	3	
J. Willard	8	0-0	0-0	0-0	1	1	1	1	0	0	0	
E. Christensen	19	1-6	0-1	0-0	3	1	2	2	0	1	2	
A. Boyer	19	3-8	0-1	0-0	6	2	0	2	0	0	6	
T. Kennedy-Diaz	15	2-4	2-3	1-2	3	2	2	2	0	0	7	
D. Bishop	4	0-0	0-0	0-0	0	0	0	0	0	0	0	
Team					3							
Totals	200	17-60	9-29	9-14	36	20	11	11	1	1	52	

Montana (13-3, 3-0 BSC)												
Player	MIN	FG	3FG	FT	R	PF	A	TO	B	S	PTS	
J. Closson *	21	6-7	2-3	0-0	3	0	4	1	0	0	14	
B. Lohman *	26	2-6	0-0	4-5	3	0	3	1	2	0	8	
T. Guardipee *	17	0-3	0-1	2-2	8	3	2	0	2	0	2	
M. Morales *	20	7-13	4-8	5-5	2	1	1	1	0	1	23	
S. Rogers *	24	3-6	2-4	0-0	4	2	0	0	0	0	8	
L. Cote	19	4-7	2-4	2-3	3	1	2	0	1	0	12	
S. Stender	9	0-2	0-1	0-0	1	0	0	0	0	0	0	
S. Ena	13	1-4	0-0	4-5	0	2	1	2	0	0	6	
J. Linford	7	2-3	0-0	0-0	3	1	0	1	1	0	4	
D. Conway	13	1-2	1-2	0-0	1	2	0	1	0	1	3	
D. Tolbert	10	1-2	0-0	0-0	4	1	1	0	0	0	2	
L. Beck	13	0-1	0-0	0-0	3	0	1	0	0	2	0	
S. Robison	8	0-1	0-0	0-0	2	0	0	1	0	0	0	
Team					5							
Totals	200	27-57	11-23	17-20	42	13	15	8	6	5	82	

	1	2	Total	FG%	3FG%	FT%
Sacramento State	26	26	52	.283	.310	.643
Montana	47	35	82	.474	.478	.850

Attendance: 3,849

Lady Griz win tenth straight, down Hornets by 30

Montana won its tenth straight game Saturday, shooting 47.4 percent in an 82-52 victory over Sacramento State at Dahlberg Arena.

The victory wrapped up Montana's perfect nine-game home-stand that started with an 87-52 win over Cal State Northridge on Dec. 8. During the nine games at Dahlberg Arena, the Lady Griz shot 48.4 percent from the field and 42.1 percent from 3-point range, while winning by an average of 22.6 points per game.

Senior Johanna Closson got Montana rolling early Saturday night. The forward scored eight points in the opening 7:19, going 4-for-4 from the field to spring the Lady Griz to an early 12-point lead, 18-6.

The lead was 11, 28-17, when junior Mandy Morales put her stamp on the close of the half. The guard scored 13 points in the final 5:19 of the opening 20 minutes to put Montana up a half-high 21 points at the break, 47-26.

Sacramento State would get within 17 points on two occasions mid-way through the second half, but junior Sonya Rogers, junior Britney Lohman and senior Laura Cote all scored in an 8-0 run that pushed the margin to 25 points, 70-45.

The lead reached a game-high 31 points when freshman Jessa Linford hit a baseline jumper with 2:55 to play.

Morales finished with a game-high 23 points, hitting four 3-point attempts.

Closson had 14 points, going 6-for-7 from the field and 2-for-3 from 3-point range. She also added a career-high four assists.

Cote reached double figures for the fourth time this season with 12 points.

17

Montana 77
Idaho State 90

January 17 ::: Pocatello, Idaho

Montana (13-4, 3-1 BSC)												
Player	MIN	FG	3FG	FT	R	PF	A	TO	B	S	PTS	
J. Closson *	29	2-9	1-2	0-0	5	5	4	0	1	3	5	
B. Lohman *	12	0-4	0-0	1-2	3	5	0	0	0	1	1	
T. Guardipee *	29	4-14	0-3	2-4	8	1	1	2	1	2	10	
M. Morales *	26	9-19	2-7	1-2	3	3	1	1	1	0	21	
S. Rogers *	22	1-2	0-1	0-0	3	3	1	3	0	0	2	
L. Cote	26	3-8	1-2	6-6	3	4	3	2	2	2	13	
S. Ena	12	1-2	0-0	2-4	3	2	1	1	1	0	4	
D. Conway	13	3-5	0-1	0-0	3	0	0	0	0	0	6	
D. Tolbert	10	1-3	0-0	0-0	2	2	0	1	1	0	2	
L. Beck	21	5-8	1-1	2-2	3	3	1	0	0	0	13	
Team					4							
Totals	200	29-74	5-17	14-20	40	28	12	10	7	8	77	

Idaho State (11-5, 3-1 BSC)												
Player	MIN	FG	3FG	FT	R	PF	A	TO	B	S	PTS	
M. Grohs *	17	1-4	1-3	4-4	5	4	3	2	0	7		
D. Diehl *	31	4-5	3-4	5-7	1	2	6	4	1	1	16	
N. Doma *	36	7-19	0-3	16-16	11	2	1	2	0	0	30	
J. Brown *	29	1-2	1-2	0-0	4	3	3	0	0	3		
A. Lightfoot *	40	7-12	6-9	2-2	6	3	2	1	0	0	22	
B. Cheever	26	1-5	1-3	2-2	3	0	2	0	0	0	5	
K. Fager	2	0-0	0-0	0-0	0	1	0	0	0	0	0	
A. Videbeck	11	0-2	0-0	2-2	2	2	2	2	0	0	2	
V. Peets	4	0-0	0-0	2-2	0	2	0	0	0	2	2	
A. Sisel	4	1-1	0-0	1-1	0	0	0	0	0	0	3	
Team					1							
Totals	200	22-50	12-24	34-36	33	19	19	15	3	3	90	

	1	2	Total	FG%	3FG%	FT%
Montana	32	45	77	.392	.294	.700
Idaho State	46	44	90	.440	.500	.944

Attendance: 1,625

Idaho State puts up 90, snaps Lady Griz win streak

Idaho State hit 12 3-pointers and the nation's top free throw shooting team went 34-for-36 from the line in a 90-77 victory over Montana Thursday night at Pocatello, Idaho. The loss snapped the Lady Griz' 10-game win streak.

The Bengals were led by Natalie Doma's 30-point, 11-rebound double-double, while Andrea Lightfoot hit six 3-pointers and scored 22 points.

Junior Mandy Morales led the Lady Griz with 21 points.

Montana never led in the game.

The Bengals went up a game-high 21 points, 46-25, when Lightfoot scored inside with 1:34 remaining in the first half, but Montana sophomore Lauren Beck scored the half's final seven points, including a 3-pointer right before the buzzer, to make it 46-32 at the break.

The Lady Griz pulled within single figures twice mid-way through the second half, but each time Idaho State's Devin Diehl answered with a 3-pointer on ISU's next possession to push the margin back to double figures.

Morales cut the deficit to nine, 79-70, when she hit a three with 4:35 to play, but Jenna Brown hit another Bengal 3-pointer on their next possession to push the margin back to 12, 82-70.

Idaho State would hit all six of its free throw attempts in the final 95 seconds to maintain its lead.

Beck finished with a career-high 13 points.

Senior Laura Cote also finished with 13 points, while junior Tamara Guardipee had 10 points and eight rebounds.

Montana shot 39.2 percent and had a 40-33 rebounding advantage, but the Lady Griz were whistled for a season-high 28 fouls, six more than their previous season high of 22 versus Richmond. Closson and junior Britney Lohman both fouled out. Idaho State shot 44.0 percent.

18

Montana 62
Weber State 53

January 19 ::: Ogden, Utah

Montana (14-4, 4-1 BSC)												
Player	MIN	FG	3FG	FT	R	PF	A	TO	B	S	PTS	
J. Closson *	27	4-11	0-2	3-3	5	0	0	1	1	0	11	
B. Lohman *	34	6-9	1-1	0-0	5	3	1	2	0	1	13	
T. Guardipee *	18	1-2	0-0	5-6	4	2	0	0	0	0	7	
M. Morales *	33	2-7	0-2	4-6	5	1	7	3	2	2	8	
S. Rogers *	20	1-4	0-1	0-0	1	1	3	2	0	0	2	
L. Cote	22	3-7	1-1	0-1	5	2	2	2	0	1	7	
S. Ena	10	2-4	0-0	3-4	3	1	0	1	0	0	7	
D. Conway	15	1-2	1-1	0-0	3	2	0	2	0	0	3	
D. Tolbert	3	0-2	0-0	0-0	0	1	0	0	0	0	0	
L. Beck	18	2-4	0-1	0-0	3	3	1	0	0	2	4	
Team					5							
Totals	200	22-52	3-9	15-20	39	16	14	13	3	6	62	

Weber State (7-10, 1-4 BSC)												
Player	MIN	FG	3FG	FT	R	PF	A	TO	B	S	PTS	
S. Tuomi *	36	4-11	0-3	3-3	14	1	3	1	0	0	11	
E. Thatcher *	17	1-2	0-0	0-0	0	1	0	1	0	0	2	
J. Rayback *	24	3-6	0-0	0-0	4	4	0	2	0	0	6	
C. Anderson *	32	6-16	4-9	3-4	10	3	2	2	0	2	19	
T. Schnibbe *	23	0-5	0-1	2-2	1	2	3	1	0	2	2	
T. Taylor	8	1-4	0-0	1-1	1	1	0	0	0	0	3	
A. Thorderson	13	1-8	0-4	0-0	1	0	0	2	0	0	2	
J. Smith	14	0-0	0-0	0-0	0	3	0	3	0	1	0	
A. Hunter	18	3-7	1-1	0-0	3	1	4	2	0	1	7	
K. Weight	15	0-1	0-0	1-3	1	2	0	1	0	0	1	
Team					3							
Totals	200	19-60	5-18	10-13	38	18	12	15	0	6	53	

	1	2	Total	FG%	3FG%	FT%
Montana	32	30	62	.423	.333	.750
Weber State	33	20	53	.317	.278	.769

Attendance: 554

Lady Griz bounce back with road win at Weber State

Montana rebounded from Thursday night's loss at Idaho State with a 62-53 win at Weber State in Ogden, Utah, Saturday afternoon. Junior Britney Lohman, with 13 points on 6-of-9 shooting, and senior Johanna Closson, with 11 points, led the Lady Griz to their 11th win in their last 12 games.

Montana jumped to an early 6-0 lead, with four quick points coming from junior Tamara Guardipee, but WSU came back to tie it at 9-9 on a lay-up by Sara Tuomi at the 15:02 mark.

It would be the first of seven ties in a tight first half.

Weber State, which went 4-for-9 from 3-point range in the opening 20 minutes, took a 33-32 lead to the locker room despite shooting just 36.7 percent.

Lohman had eight points at the break for the Lady Griz, who shot 43.3 percent in the first half. Closson and junior Mandy Morales both had seven first-half points, with Morales adding five assists.

Montana scored the second half's opening points on a 3-pointer by Lohman at the 17:52 mark. The basket gave the Lady Griz a short-lived 35-33 lead.

Anderson hit a jumper for Weber State to tie it at 35-35 with 17:29 to play.

With Montana leading by one, 39-38, with 12:28 to play, senior Dana Conway hit a 3-pointer that sparked the Lady Griz offense to life. Montana would score the game's next 18 points, going up 57-38 when sophomore Lauren Beck hit a jumper at the 6:23 mark.

A Tuomi three-point play inside at the 1:19 mark that pulled WSU within eight, 59-51, capped a late 11-0 run for the Wildcats, but that would be as close as Weber State would get down the stretch.

Morales finished with eight points, seven assists, five rebounds, two blocks and two steals, while Guardipee had seven points and four rebounds.

19

Northern Colorado 69
Montana 73

January 26 ::: Missoula, Mont.

Northern Colorado (10-9, 4-2 BSC)												
Player	MIN	FG	3FG	FT	R	PF	A	TO	B	S	PTS	
C. Lühring *	27	3-6	3-5	0-0	2	2	1	0	0	0	9	
D. Hagen *	37	5-13	1-2	0-0	6	5	3	1	0	1	11	
L. Cooper *	40	1-4	1-4	1-2	6	2	7	0	0	0	4	
C. Stoermer *	30	1-5	1-2	2-2	5	3	2	2	0	0	5	
J. Schroeder *	34	8-19	3-6	3-3	8	4	0	4	0	0	22	
P. Ricker	3	0-0	0-0	0-0	1	0	0	1	0	0	0	
L. Merritt	1	0-0	0-0	0-0	1	1	0	0	0	0	0	
K. Kevorken	28	4-12	4-9	6-6	3	1	1	2	0	1	18	
Team					5							
Totals	200	22-59	13-28	12-13	37	18	14	10	0	2	69	

Montana (15-4, 5-1 BSC)												
Player	MIN	FG	3FG	FT	R	PF	A	TO	B	S	PTS	
J. Closson *	31	7-9	1-1	1-1	8	0	2	3	1	0	16	
B. Lohman *	27	3-12	0-2	0-1	7	3	3	2	3	1	6	
T. Guardipee *	10	1-2	0-0	0-1	2	1	1	1	1	0	2	
M. Morales *	35	4-9	1-6	10-11	4	1	4	1	2	1	19	
S. Rogers *	33	4-9	4-8	2-2	4	1	0	1	0	1	14	
L. Cote	26	2-8	1-2	3-4	5	0	2	1	1	0	8	
S. Ena	5	0-0	0-0	0-0	1	1	0	2	0	0	0	
D. Conway	11	0-1	0-1	0-0	0	2	0	0	0	0	0	
D. Tolbert	14	4-5	0-0	0-1	4	0	3	0	1	1	8	
L. Beck	8	0-2	0-1	0-0	0	1	0	0	0	1	0	
Team					2							
Totals	200	25-57	7-21	16-21	37	10	15	11	9	5	73	

	1	2	Total	FG%	3FG%	FT%
Northern Colorado	32	37	69	.373	.464	.923
Montana	29	44	73	.439	.333	.762

Attendance: 4,156

Lady Griz rally keeps Montana tied atop Big Sky

Montana rallied from a six-point deficit with 7:05 to play to defeat Northern Colorado Saturday night, 73-69, at Dahlberg Arena. Trailing 56-50, the Lady Griz went on a 12-0 run over a span of 1:41 and kept the lead the rest of the way.

Northern Colorado led for a majority of the game. With the score tied 21-21 in the first half, UNC's Jamie Schroeder, who would score a game-high 22 points, hit a 3-pointer to put the Bears up three, 24-21, with 6:22 to play.

Montana would not retake the lead until senior Johanna Closson hit a jumper at the 6:03 mark of the second half, giving the Lady Griz the lead for good, 57-56.

Both teams struggled offensively in the opening half, but the Bears broke away late, taking a seven-point lead, 32-25, when Schroeder converted a three-point play inside with 1:14 to play. The seven-point difference would be the largest lead for either team the entire game.

Montana got two free throws from junior Mandy Morales and a jumper from junior Britney Lohman in the final 47 seconds of the half to cut its halftime deficit to three, 32-29.

Junior Sonya Rogers, who was held scoreless in the first half, opened the second half with a game-tying 3-pointer just 35 seconds in, but Schroeder scored on Northern Colorado's next possession to make it 34-32.

The Bears would hold a lead of no more than six points until Montana's late, game-changing 12-0 run.

Schroeder put UNC up six, 56-50, when she hit a 3-pointer with 8:01 to play. She missed a jumper at the 7:17 mark that could have extended the lead to eight, and Closson converted a three-point play inside to make it 56-53 with 7:04 remaining.

A jumper by senior Laura Cote at the 6:33 mark made it a one-point game, 56-55, and Closson's jumper with 6:03 to play put Montana up for good.

20

Portland State 73
Montana 77

January 31 ::: Missoula, Mont.

Portland State (15-5, 5-2 BSC)												
Player	MIN	FG	3FG	FT	R	PF	A	TO	B	S	PTS	
K. Kahle *	33	1-5	0-0	1-3	10	5	1	8	0	2	3	
D. Conway *	37	4-8	2-6	0-0	2	1	1	0	0	0	10	
C. Cremer *	20	0-3	0-0	0-0	4	3	1	0	0	1	0	
C. Faucher *	39	6-18	4-11	3-5	7	3	10	7	0	3	19	
K. Marchant *	29	3-9	3-7	1-2	8	2	1	3	0	0	10	
K. Hadj-Hamou	17	3-7	2-6	0-0	0	5	0	0	0	1	8	
F. Yankus	27	6-9	0-0	3-3	6	3	2	1	1	0	15	
K. DePaape	2	0-0	0-0	0-0	0	0	0	0	0	0	0	
K. Valentine	8	2-5	0-1	0-0	2	2	0	0	0	0	4	
L. Bishop	13	1-3	1-3	1-2	2	0	0	0	0	0	4	
Team					1							
Totals	225	26-67	12-34	9-15	44	24	16	19	1	7	73	

Montana (16-4, 6-1 BSC)												
Player	MIN	FG	3FG	FT	R	PF	A	TO	B	S	PTS	
J. Closson *	42	4-11	0-2	7-8	5	4	1	2	0	1	15	
B. Lohman *	35	5-9	0-1	5-6	6	4	0	5	0	5	15	
T. Guardipee *	17	1-8	0-1	1-2	8	1	0	2	1	0	3	
M. Morales *	34	5-16	2-6	5-5	4	1	3	0	0	2	17	
S. Rogers *	38	4-11	3-9	3-4	4	1	0	1	0	2	14	
L. Cote	28	0-3	0-1	4-4	5	1	1	1	2	1	4	
S. Ena	3	0-2	0-0	2-2	1	0	0	1	0	0	2	
D. Conway	13	1-2	0-0	1-2	3	1	0	0	0	0	3	
D. Tolbert	6	0-1	0-0	0-3	4	2	0	0	0	0	0	
L. Beck	9	2-4	0-0	0-0	4	0	0	1	0	0	4	
Team					5							
Totals	225	22-67	5-20	28-36	49	15	5	13	3	11	77	

	1	2	OT	Total	FG%	3FG%	FT%
Portland State	22	43	8	73	.388	.353	.600
Montana	38	27	12	77	.328	.250	.778

Attendance: 4,722

Montana holds off Portland State in overtime

Montana defeated Portland State Thursday night, 77-73 in overtime, in a match-up of the Big Sky Conference's top two teams. With the win, the Lady Griz took over sole possession of first place in the Big Sky.

The game was characterized by two big point swings, one by Montana in the first half, the other by Portland State in the second half.

With the score tied 20-20, the Lady Griz closed the first half on an 18-2 run over the final 8:09 to take what seemed to be a commanding 38-22 lead to the locker room.

In the second half, Portland State would rally back from an 18-point deficit and an 11-point hole in the final 4:27. The Vikings out-scored Montana 15-4 in the half's final 4:27 and 43-27 in the second half.

Junior Mandy Morales, who missed the potential game winner at the end of regulation, scored seven of her team-high 17 points in the five-minute overtime period to give the Lady Griz the victory.

Portland State had possession of the ball with a two-point deficit late in the overtime period, but junior Britney Lohman drew a charge from PSU's driving Kelsey Kahle with eight seconds to play.

Senior Johanna Closson hit two free throws with seven seconds left to seal the win.

Both teams had four players in double figures. Morales led Montana with 17 points, with Closson and Lohman adding 15 each and junior Sonya Rogers 14.

Claire Faucher, the nation's leader in assists, had a double-double for the Vikings with 19 points and 10 assists. She also added seven rebounds and three steals. Erin Yankus finished with 15 points. Kelly Marchant and Delaney Conway both added 10.

Kahle, who entered the game averaging 17.9 points per game, was held to three points and eight turnovers with just five shot attempts.

21

E. Washington 59
Montana 77

February 2 ::: Missoula, Mont.

Eastern Washington (3-18, 0-8 BSC)												
Player	MIN	FG	3FG	FT	R	PF	A	TO	B	S	PTS	
A. Bratvold *	29	2-11	1-7	0-0	6	4	0	3	0	0	5	
S. Benson *	36	5-13	0-0	5-6	10	2	2	4	1	1	15	
J. Piper *	29	3-9	0-0	3-4	4	5	1	1	0	2	9	
N. Scott *	33	5-12	4-5	2-2	4	2	0	1	1	0	16	
J. Huntington *	40	1-3	0-1	0-0	3	4	3	3	0	1	2	
T. Sparavalo	26	5-12	0-3	2-3	3	2	1	2	0	0	12	
K. Darnell	7	0-1	0-0	0-0	2	0	0	0	0	0	0	
Team					8							
Totals	200	21-61	5-16	12-16	40	19	7	14	3	4	59	

Montana (17-4, 7-1 BSC)												
Player	MIN	FG	3FG	FT	R	PF	A	TO	B	S	PTS	
J. Closson *	33	6-10	3-4	1-2	8	0	1	0	1	0	16	
B. Lohman *	34	4-9	1-3	1-2	8	3	3	1	1	2	10	
T. Guardipee *	8	0-3	0-1	0-0	3	2	0	0	0	0	0	
M. Morales *	32	3-7	1-3	4-4	4	2	7	1	1	2	11	
S. Rogers *	26	2-6	2-2	7-8	3	0	3	1	0	0	13	
L. Cote	24	4-10	1-2	4-5	5	3	1	3	0	3	13	
S. Stender	2	2-2	1-1	0-0	0	1	0	0	0	0	5	
S. Ena	5	1-3	0-0	0-0	1	2	0	2	0	0	2	
J. Linford	2	0-0	0-0	0-0	0	0	0	0	0	0	0	
D. Conway	16	3-5	1-2	0-0	1	0	2	1	0	0	7	
D. Tolbert	4	0-0	0-0	0-0	0	1	0	0	1	0	0	
L. Beck	12	0-2	0-1	0-0	0	1	0	0	0	0	0	
S. Robison	2	0-0	0-0	0-0	0	0	0	0	0	0	0	
Team					2							
Totals	200	25-57	10-19	17-21	35	14	18	9	4	7	77	

	1	2	Total	FG%	3FG%	FT%
Eastern Washington	27	32	59	.344	.313	.750
Montana	30	47	77	.439	.526	.810

Attendance: 3,947

Balanced attack leads Lady Griz to 18-point victory

Montana senior Johanna Closson scored 16 points to lead five players in double figures as the Lady Griz pulled away in the second half for a 77-59 victory over Eastern Washington at Dahlberg Arena Saturday night.

Joining Closson in double figures for Montana were senior Laura Cote and junior Sonya Rogers with 13 each, junior Mandy Morales with 11 and junior Britney Lohman with 10.

Closson and Lohman both grabbed a team-high eight rebounds. Morales had a game-high seven assists.

Both teams had sizeable leads in the first half -- Eastern led by eight in the early going, 16-8. Montana led by seven late, 30-23 -- before the Lady Griz went to the locker room up three, 30-27.

Closson led both teams with 12 first-half points, hitting three 3-pointers in a span of 2:37 to spark Montana back from its early deficit.

The Lady Griz shot just 36.7 percent from the field in the opening 20 minutes but hit six of 10 3-point attempts.

Two free throws by EWU's Sydney Benson at the 19:17 mark of the second half tied the score at 31-31.

Lohman hit a jumper on Montana's next possession, and the Lady Griz would slowly extend their lead the rest of the way.

The lead reached double figures, 51-41, when senior Dana Conway hit a jumper with 12:00 to play. The advantage reached a game-high 20 points, 77-57, when freshman Stephanie Stender hit her first career 3-pointer with 36 seconds remaining.

Montana shot 51.9 percent in the second half, 43.9 percent for the game. The Lady Griz went 10-for-19 (.526) from 3-point range, with Closson going 3-for-4 and Rogers hitting both of her attempts.

Nicole Scott led the Eagles with 16 points.

22 Montana
Montana State87
91

February 8 ::: Bozeman, Mont.

Montana (17-5, 7-2 BSC)												
Player	MIN	FG	3FG	FT	R	PF	A	TO	B	S	PTS	
J. Closson *	27	3-7	0-0	2-2	4	5	2	1	0	2	8	
S. Rogers *	35	5-10	3-6	2-2	1	1	1	0	0	0	15	
B. Lohman *	28	5-8	0-1	0-0	6	3	2	1	0	2	10	
T. Guardipee *	11	1-4	0-0	0-0	4	2	0	2	1	0	2	
M. Morales *	33	7-16	2-7	8-10	3	3	5	6	0	1	24	
L. Cote	22	4-7	1-2	1-1	1	4	1	0	0	2	10	
S. Ena	8	2-4	0-0	1-2	4	0	0	1	1	1	5	
D. Conway	12	1-1	0-0	0-0	3	1	1	0	0	0	2	
D. Tolbert	9	1-3	0-0	1-2	2	1	0	0	0	0	3	
L. Beck	15	3-3	0-0	2-2	2	1	0	1	1	0	8	
Team					3							
Totals	200	32-63	6-16	17-21	33	21	12	14	3	8	87	

Montana State (11-10, 6-3 BSC)												
Player	MIN	FG	3FG	FT	R	PF	A	TO	B	S	PTS	
J. Heringer *	35	8-12	4-7	3-5	4	2	3	2	0	2	23	
S. Strand *	19	2-2	2-2	0-0	2	1	2	1	0	0	6	
N. Garcia *	32	3-8	1-3	3-4	5	2	4	6	1	0	10	
E. Perry *	37	0-2	0-0	3-4	0	3	8	3	0	2	3	
R. Mercer *	35	10-22	6-12	6-6	4	1	3	0	0	0	32	
A. Phippard	0+	0-1	0-0	0-0	1	0	0	1	0	0	0	
C. Goff	12	1-4	0-0	1-1	2	5	0	0	0	1	3	
I. Seidensticker	4	0-0	0-0	0-0	0	0	0	1	0	0	0	
K. Wallace	23	5-10	0-0	4-5	9	4	3	2	0	0	14	
J. Thornton	3	0-2	0-0	0-0	4	1	0	0	0	0	0	
Team					5							
Totals	200	29-63	13-24	20-25	36	19	23	17	1	5	91	

	1	2	Total	FG%	3FG%	FT%
Montana	43	44	87	.508	.375	.810
Montana State	42	49	91	.460	.542	.800
Attendance:	4,277					

Montana State knocks off Lady Griz in Bozeman

Montana State's Rebecca Mercer scored 32 points, hitting six of MSU's 13 3-pointers, to lead the Bobcats to a 91-87 victory over Montana Friday night in Bozeman, Mont. The victory snapped Montana State's nine-game losing streak to the Lady Griz.

After leading by as many as seven in the first half, Montana took a 43-42 lead to the locker room.

Montana State opened the second half on an 18-4 run, taking a 13-point lead, 60-47, when Nubia Garcia scored at the 15:27 mark.

After the Lady Griz pulled within nine, 68-59, on an inside basket by senior Laura Cote with 12:13 to play, the Bobcats went on another 3-point blitz.

Over a span of 4:16, Mercer hit three 3-pointers and Heringer added a four-point play to put MSU up 19, 83-64, with just under eight minutes to play.

Montana would control play the rest of the way, holding MSU to eight points over the final 7:40 and twice pulling within three points in the final minute, but couldn't come all the way back from its 19-point deficit.

Montana State had the lead at 14, 87-73, when Krislyn Wallace hit two free throws with 3:56 to go, but Montana scored 13 of the game's next 15 points to pull within three, 89-86, when junior Britney Lohman hit a jumper in transition with 32 seconds remaining.

Seventeen seconds would elapse before the Lady Griz finally fouled to stop the clock, and Heringer hit one of two free throws with 15 seconds to play to increase the margin to four, 90-86.

Down four, junior Mandy Morales drew a foul in the lane with five seconds to play but could only convert one of two free throws, making it 90-87.

Heringer was fouled on the ensuing inbounds pass and hit one of two free throws with four seconds remaining to secure the 91-87 victory.

23 Montana
Sacramento State75
63

February 14 ::: Sacramento, Calif.

Montana (18-5, 8-2 BSC)												
Player	MIN	FG	3FG	FT	R	PF	A	TO	B	S	PTS	
J. Closson *	28	5-11	0-2	2-2	4	0	1	2	0	1	12	
B. Lohman *	24	4-5	0-0	1-2	7	4	1	1	0	0	9	
T. Guardipee *	10	1-3	0-0	0-0	2	3	2	1	0	0	2	
M. Morales *	33	7-19	0-8	6-6	8	2	6	2	2	0	20	
S. Rogers *	30	3-8	3-6	0-0	3	0	2	0	0	0	9	
L. Cote	17	0-1	0-1	2-2	3	0	2	1	1	0	2	
S. Ena	12	1-5	0-0	2-2	3	4	0	1	0	0	4	
D. Conway	19	2-5	1-2	0-0	4	1	0	1	1	1	5	
D. Tolbert	13	5-7	0-0	0-0	7	1	0	2	0	0	10	
L. Beck	14	1-4	0-2	0-0	3	0	2	0	1	1	2	
Team					3							
Totals	200	29-68	4-21	13-14	47	15	16	11	5	3	75	

Sacramento State (6-18, 4-8 BSC)												
Player	MIN	FG	3FG	FT	R	PF	A	TO	B	S	PTS	
C. Hunt *	25	2-7	2-4	4-4	3	2	2	0	0	0	10	
E. Christensen *	29	4-8	2-2	1-2	4	3	0	2	0	1	11	
A. Boyer *	34	4-12	0-0	8-9	13	3	2	2	1	0	16	
S. Field-Polisso *	40	3-12	3-11	0-0	3	1	4	1	0	1	9	
J. Cannady *	25	2-7	0-1	2-2	2	3	1	3	0	0	6	
T. Koshiyama-Diaz	12	0-1	0-1	0-0	1	0	1	1	0	0	0	
A. Garcia	3	1-1	0-0	0-0	0	0	0	0	0	0	2	
K. Davis	10	0-0	0-0	0-0	3	0	2	1	0	1	0	
E. Edwards	16	2-6	1-3	2-2	2	2	1	0	0	1	7	
B. Reams	6	1-4	0-1	0-0	0	1	0	0	0	0	2	
Team					2							
Totals	200	19-58	8-23	17-19	33	15	13	10	1	4	63	

	1	2	Total	FG%	3FG%	FT%
Montana	27	48	75	.426	.190	.929
Sacramento State	26	37	63	.328	.348	.895
Attendance:	178					

Lady Griz outlast Hornets, retake first place

Montana got 20 points, eight rebounds and six assists from junior Mandy Morales to post a 75-63 victory at Sacramento State Thursday night in Sacramento, Calif. With the win the Lady Griz regained first place in the Big Sky Conference at 8-2 in league play.

Sacramento State got off to a quick start, getting two early 3-pointers from Sami Field-Polisso and two baskets in the paint from Atty Boyer to jump to a 10-2 lead just over four minutes into the game.

Montana would come back to take a one-point lead, 13-12, when junior Sonya Rogers hit a 3-point-er at the 10:57 mark. The game would remain tight the remainder of the first half, with the Lady Griz taking a 27-26 lead to the locker room.

Sac State tied the game at 34-34 early in the second half, but junior Tamara Guardipee grabbed an offensive rebound and scored on Montana's next possession, and the Lady Griz would lead the rest of the way.

After Guardipee's putback, senior Johanna Closson scored the game's next six points to put Montana up eight, 42-34.

Two Boyer free throws at the 12:03 mark pulled the Hornets within one, 42-41, but Montana answered with a decisive 9-0 run.

Freshman Dvera Tolbert scored six of her season-high 10 points in a 60-second span and Morales converted a three-point play inside with 9:56 remaining to put Montana up by 10, 51-41, the Lady Griz' first double-figure lead of the game.

Sacramento State was back within five, 59-54, with less than five minutes to play, but junior Britney Lohman scored inside to increase the lead back to seven, 61-54. The Hornets would get no closer than seven the rest of the way.

The 12-point margin of victory was the largest lead of the game for Montana.

24 Montana
Northern Arizona87
58

February 17 ::: Flagstaff, Ariz.

Montana (19-5, 9-2 BSC)												
Player	MIN	FG	3FG	FT	R	PF	A	TO	B	S	PTS	
J. Closson *	23	5-10	1-2	0-0	2	1	3	2	0	1	11	
B. Lohman *	22	2-5	0-0	2-3	5	2	2	4	0	0	6	
T. Guardipee *	10	1-2	0-0	0-0	4	2	1	0	1	0	2	
M. Morales *	29	3-5	2-3	0-0	4	1	4	2	1	0	8	
S. Rogers *	31	3-8	2-3	5-5	5	1	2	2	0	0	13	
L. Cote	22	4-6	2-4	2-2	4	2	1	0	0	1	12	
S. Stender	4	0-0	0-0	0-0	0	0	0	0	0	0	1	
S. Ena	13	4-7	0-0	5-6	3	1	1	3	1	1	13	
J. Linford	4	0-1	0-0	0-0	0	1	0	1	0	0	0	
D. Conway	13	4-5	3-4	0-0	2	0	0	1	0	0	11	
D. Tolbert	13	2-2	0-0	0-0	1	2	1	0	1	2	4	
L. Beck	12	2-4	0-0	1-1	5	0	2	0	1	0	5	
S. Robison	4	1-2	0-0	0-0	2	1	0	1	0	0	2	
Team					4							
Totals	200	31-57	10-16	15-17	41	14	17	16	5	6	87	

Northern Arizona (8-17, 4-8 BSC)												
Player	MIN	FG	3FG	FT	R	PF	A	TO	B	S	PTS	
L. Dinkins *	39	9-20	0-1	10-11	6	3	2	3	0	0	28	
A. Ingle *	22	3-5	0-0	0-0	3	4	1	1	2	2	6	
S. Cunningham *	37	2-12	1-3	2-2	5	1	6	3	0	3	7	
J. Galloway *	32	2-8	0-2	0-0	6	1	1	2	0	1	4	
R. Blackman *	12	0-2	0-2	0-0	1	0	2	0	0	0	0	
J. Matthews	22	1-5	0-2	0-0	0	1	2	0	0	0	2	
M. Spaich	6	1-2	0-0	0-0	3	2	0	1	0	0	2	
L. Ben	9	0-2	0-2	0-0	0	2	1	1	0	2	0	
T. Amos	12	2-4	1-2	1-2	0	2	0	1	2	0	6	
L. Boer	9	1-3	0-0	1-1	0	1	0	0	0	1	3	
Team					5							
Totals	200	21-63	2-14	14-16	29	17	15	12	4	9	58	

	1	2	Total	FG%	3FG%	FT%
Montana	43	44	87	.544	.625	.882
Northern Arizona	31	27	58	.333	.143	.875
Attendance:	432					

Bench comes up big at NAU, Lady Griz keep Big Sky lead

Montana kept its one-game Big Sky Conference lead with an 87-58 victory at Northern Arizona in Flagstaff, Ariz., Sunday afternoon. The Lady Griz bench produced three double-figure scorers and combined for 47 points, out-scoring the Lumberjacks' reserves by 34 points.

The victory was UM's sixth straight at NAU's Walkup Skydome.

Montana had a double-figure lead before Sunday's game was 10 minutes old, going up 11, 25-14, on two free throws by freshman Sarah Ena at the 10:21 mark.

The first-half lead reached 18 points on two occasions, but the Lumberjacks scored the half's final six points to pull within a dozen at the break, 43-31.

NAU would cut the lead to single figures, 45-36, early in the second half when Laura Dinkins converted a three-point play inside, but Montana shot 70.8 percent over the final 20 minutes to steadily pull away.

The 29-point margin of victory was Montana's largest lead of the game.

The Lady Griz had five double-figure scorers overall, with junior Sonya Rogers and Ena both scoring a team-best 13 points. Ena's 13 points off the bench matched a season-high.

Senior Laura Cote came off the bench to score 12 points on 4-of-6 shooting. Senior starter Johanna Closson added 11 points, and senior reserve Dana Conway scored 11 points in 13 minutes, hitting 4-of-5 shots, 3-of-4 from 3-point range.

Eleven players scored for Montana, which was hot from every area of the court. The Lady Griz shot 54.4 percent (31-for-57) from the field, 62.5 percent (10-for-16) from 3-point range and 88.2 percent (15-for-17) from the free throw line.

25 Weber State 61
Montana 74

February 21 ::: Missoula, Mont.

Weber State (11-13, 5-7 BSC)												
Player	MIN	FG	3FG	FT	R	PF	A	TO	B	S	PTS	
S. Tuomi *	38	8-25	3-8	2-2	5	2	0	0	0	2	21	
J. Smith *	18	1-1	0-0	0-0	4	5	0	1	0	1	2	
J. Rayback *	22	2-3	0-0	2-2	4	3	0	1	0	0	6	
C. Anderson *	26	3-7	3-7	0-0	5	0	1	2	1	1	9	
T. Schnibbe *	27	1-9	0-0	1-2	0	2	10	2	0	0	3	
T. Taylor	14	2-2	0-0	0-0	5	3	0	0	0	0	4	
A. Thorderson	28	5-10	4-9	0-0	1	2	1	2	0	0	14	
A. Hunter	15	1-8	0-3	0-0	1	2	2	1	0	0	2	
E. Thatcher	12	0-0	0-0	0-0	1	2	0	0	0	0	0	
Team					2							
Totals	200	23-65	10-27	5-6	28	21	14	9	1	4	61	

Montana (20-5, 10-2 BSC)												
Player	MIN	FG	3FG	FT	R	PF	A	TO	B	S	PTS	
J. Closson *	30	1-4	0-0	4-4	7	1	0	2	0	0	6	
B. Lohman *	35	3-6	1-2	11-13	7	1	0	1	4	1	18	
T. Guardipee *	12	6-7	0-0	0-0	2	0	0	2	1	0	12	
M. Morales *	32	3-7	0-1	9-10	9	3	3	6	0	0	15	
S. Rogers *	32	3-8	2-4	0-0	1	4	3	1	0	1	8	
L. Cote	25	4-11	1-2	2-2	5	2	2	2	0	1	11	
S. Ena	11	1-3	0-0	0-0	4	1	1	0	0	0	2	
D. Conway	15	0-3	0-0	0-2	3	1	0	0	0	0	0	
D. Tolbert	5	1-2	0-0	0-0	0	0	0	0	0	0	2	
L. Beck	3	0-1	0-1	0-0	1	0	0	1	0	0	0	
Team					7							
Totals	200	22-52	4-10	26-31	46	13	9	15	5	3	74	

	1	2	Total	FG%	3FG%	FT%
Weber State	31	30	61	.354	.370	.833
Montana	27	47	74	.423	.400	.839

Attendance: 3,676

Late run keeps Lady Griz atop Big Sky

Down by six with less than seven minutes to play, Montana closed the game on a 24-5 run to defeat Weber State Thursday night at Dahlberg Arena, 74-61. The win kept the Lady Griz a game ahead of Idaho State in the Big Sky Conference standings.

Junior Britney Lohman scored 11 of her team-high 18 points in the second half, while junior Mandy Morales scored 13 of her 15 points in the final 20 minutes to rally the Lady Griz from an eight-point first-half deficit and a four-point halftime deficit.

Montana, the Big Sky Conference's highest-scoring team at 75.4 points per game entering the game, was held in check in the opening half. The Lady Griz had only 21 points with less than a minute to play in the opening half, but Lohman hit four free throws and senior Laura Cote hit a jumper with five seconds to play to cut what had been an eight-point deficit to four, 31-27.

Montana went on a 19-6 run over the opening 7:16 of the second half to take a nine-point lead, 46-37.

Weber State would connect on five of its 10 3-pointers for the game over a four-minute stretch mid-way through the second half that sparked the Wildcats to a 19-4 run and put WSU up six, 56-50 with just over seven minutes to play.

Down six, Cote hit her only three of the game on Montana's next possession to cut the lead to three, 56-53, with 6:51 to play.

Down one, 58-57, with just over four minutes to play, junior Sonya Rogers hit a 3-pointer that put the Lady Griz up for good, 60-58.

After Weber State turned the ball over on its next possession, Lohman connected from 3-point range, and Montana was up five, 63-58.

The Lady Griz would score their final 11 points from the free throw line in the closing 2:41.

26 Idaho State 54
Montana 76

February 23 ::: Missoula, Mont.

Idaho State (17-8, 9-4 BSC)												
Player	MIN	FG	3FG	FT	R	PF	A	TO	B	S	PTS	
O. Iacovita *	11	1-1	0-0	0-0	1	0	0	1	0	0	2	
D. Diehl *	21	1-3	0-0	0-0	1	3	0	1	0	0	2	
N. Doma *	37	4-16	1-3	3-4	9	4	1	4	2	0	12	
J. Brown *	33	2-5	2-5	0-0	1	2	3	1	0	0	6	
A. Lightfoot *	40	8-16	2-5	8-8	5	0	2	0	0	1	26	
B. Cheever	17	1-6	1-3	0-0	0	0	1	4	0	0	3	
K. Iager	14	1-2	0-1	1-2	0	1	0	0	0	0	3	
A. Videbeck	7	0-0	0-0	0-0	0	3	3	1	0	0	0	
M. Grohs	17	0-0	0-0	0-0	3	0	0	1	1	0	0	
A. Sisel	3	0-0	0-0	0-0	0	0	0	0	0	0	0	
Team					8							
Totals	200	18-49	6-17	12-14	28	13	10	13	3	1	54	

Montana (21-5, 11-2 BSC)												
Player	MIN	FG	3FG	FT	R	PF	A	TO	B	S	PTS	
J. Closson *	29	5-12	0-1	0-0	3	3	5	1	0	0	10	
B. Lohman *	33	2-4	2-2	0-2	8	3	3	0	0	1	6	
D. Conway *	14	2-3	1-1	0-0	3	0	1	1	1	0	5	
M. Morales *	24	8-13	0-2	2-2	4	0	2	1	1	2	18	
L. Cote *	31	5-10	3-6	2-2	1	2	3	1	0	1	15	
S. Rogers	21	3-6	2-4	0-0	3	2	2	1	0	1	8	
S. Stender	1	0-0	0-0	0-0	0	0	0	0	0	0	0	
S. Ena	10	2-3	0-0	2-2	2	1	0	0	0	0	6	
J. Linford	1	0-1	0-0	0-0	0	0	0	0	0	0	0	
D. Tolbert	3	0-1	0-0	0-0	0	0	0	1	0	0	0	
L. Beck	22	2-3	0-0	0-0	3	0	1	1	0	1	4	
T. Guardipee	10	2-6	0-0	0-0	3	3	0	1	1	0	4	
S. Robison	1	0-0	0-0	0-0	1	0	0	0	0	0	0	
Team					5							
Totals	200	31-62	8-16	6-8	36	14	17	8	3	6	76	

	1	2	Total	FG%	3FG%	FT%
Idaho State	30	24	54	.367	.353	.857
Montana	35	41	76	.500	.500	.750

Attendance: 5,524

Lady Griz contain Doma, take two-game Big Sky lead

Montana shot 50.0 percent and got a team-high 18 points from junior Mandy Morales in a key 76-54 Big Sky Conference victory over Idaho State Saturday before a season-high crowd of 5,524 at Dahlberg Arena. The victory gives the Lady Griz a two-game lead over the Bengals and Portland State with three games remaining for each of the three league leaders.

Montana won Saturday night's game on the strength of its interior defense, mainly holding ISU senior Natalie Doma well below her season averages of 24.7 points and 12.0 rebounds per game. The Lady Griz harassed Doma into a 4-for-16 shooting performance to finish with 12 points and nine rebounds.

The Lady Griz limited Idaho State to more than 20 points below its season scoring average of 74.8 points per game. ISU guard Andrea Lightfoot scored 26 points, but besides Doma's dozen, the remainder of the Bengal team scored 16 points.

With Montana trailing by four mid-way through the first half, senior Laura Cote scored UM's next 10 points in just over two minutes, giving the Lady Griz a lead they would never give up.

Montana took a 35-30 lead to the locker room, thanks to Morales's coast-to-coast drive that ended with a leaner in the lane with one second on the clock.

The Lady Griz scored 14 of the second half's first 17 points to go up by 16. Six different players hit UM's six baskets during the early spurt.

Idaho State would not get within 13 the rest of the way. Montana shot 58.6 percent in the second half to build and maintain its lead.

In addition to Morales's 18 points, Cote and senior Johanna Closson also reached double figures with 15 and 10 points, respectively.

27 Montana 66
Northern Colorado 55

February 28 ::: Greeley, Colo.

Montana (22-5, 12-2 BSC)												
Player	MIN	FG	3FG	FT	R	PF	A	TO	B	S	PTS	
J. Closson *	27	4-9	2-4	1-1	5	4	3	1	0	1	11	
B. Lohman *	36	5-9	1-3	1-2	9	3	2	2	3	1	12	
T. Guardipee *	14	1-2	0-0	0-0	1	0	0	1	1	0	2	
M. Morales *	37	5-11	1-3	5-6	3	1	4	2	1	1	16	
S. Rogers *	35	4-8	1-2	2-2	3	4	1	2	0	0	11	
L. Cote	22	1-3	0-1	1-2	3	3	1	0	0	1	3	
S. Ena	10	2-5	0-0	0-0	2	4	0	1	0	0	4	
D. Conway	12	2-2	1-1	0-0	1	0	0	0	0	0	5	
D. Tolbert	3	1-2	0-0	0-0	1	0	0	0	0	0	2	
L. Beck	4	0-1	0-0	0-0	2	0	0	0	0	0	0	
Team					3							
Totals	200	25-52	6-14	10-13	33	19	11	9	5	4	66	

Northern Colorado (12-14, 6-7 BSC)												
Player	MIN	FG	3FG	FT	R	PF	A	TO	B	S	PTS	
D. Hagen *	29	2-7	0-0	3-4	5	4	2	1	1	0	7	
C. Luhring *	15	0-4	0-2	0-0	1	0	0	3	0	1	0	
L. Cooper *	38	1-4	1-3	0-0	3	2	2	0	0	1	3	
C. Stoerner *	36	5-9	2-4	1-1	7	3	4	3	1	2	13	
J. Schroeder *	35	6-16	1-4	6-9	10	2	0	1	0	1	19	
P. Ricker	6	0-2	0-1	0-0	1	0	0	0	0	0	0	
L. Merritt	11	0-1	0-0	3-4	4	2	1	1	0	0	3	
K. Kevorken	30	3-13	2-9	2-4	10	0	1	1	0	1	10	
Team					1							
Totals	200	17-56	6-23	15-22	42	13	10	10	2	6	55	

	1	2	Total	FG%	3FG%	FT%
Montana	24	42	66	.481	.429	.769
Northern Colorado	15	40	55	.304	.261	.682

Attendance 654

Lady Griz clinch share of Big Sky title with win at UNC

Montana clinched at least a share of the 2008 Big Sky Conference regular-season championship with a 66-55 victory at Northern Colorado in Greeley, Colo., Thursday night. The victory gives the Lady Griz their 21st regular-season crown in coach Robin Selvig's 30th year at Montana.

After winning an offensive battle against the Bears in Missoula, 73-69, in late January, Montana won Thursday night's game on the strength of its defense.

The Lady Griz held Northern Colorado to 17.2 percent (5-for-29) shooting in the first half to jump out to a 24-15 halftime lead. The Bears shot 30.4 percent for the game.

Montana never trailed in the game, shooting 65.2 percent in the second half to extend its nine-point halftime lead to a game-high 18 points twice late in the second half.

The Lady Griz had four players in double figures, led by junior Mandy Morales's team-high 16 points.

Junior Britney Lohman continued her excellent play of late, finishing with 12 points, nine rebounds and a game-high three blocks. Senior Johanna Closson and junior Sonya Rogers both scored 11 points. Closson's 3-pointer at the 10:31 mark of the second half gave her 1,001 points for her career, making her the 25th player in Lady Griz history to reach 1,000 career points.

UNC would pull within four, 26-22 early in the second half, but Lohman would hit back-to-back baskets inside and senior Dana Conway connected from 3-point range to push the Montana lead back to double-figures, 33-22.

Rogers would give Montana its first 18-point lead, 58-40, when she scored on a fast-break with 4:33 to play. A Lohman 3-pointer with 1:47 remaining made it 64-46.

Northern Colorado scored the game's final nine points on three 3-pointers in the final 1:23.

28 Montana 62
E. Washington 48

March 6 ::: Cheney, Wash.

Player	MIN	FG	3FG	FT	R	PF	A	T	B	S	PTS
J. Closson *	31	1-6	0-1	11-12	8	1	1	2	0	1	13
B. Lohman *	32	2-5	0-1	3-3	3	4	0	2	0	0	7
T. Guardipee *	14	2-3	0-1	0-0	1	0	0	0	0	0	4
M. Morales *	35	2-10	0-4	6-8	9	3	3	4	1	4	10
S. Rogers *	27	1-5	0-1	4-4	0	2	2	2	0	1	6
L. Cote	20	3-6	0-1	1-1	2	2	0	4	0	2	7
S. Ena	9	3-3	0-0	0-0	5	3	0	3	0	0	6
D. Conway	8	0-2	0-1	0-0	0	1	0	1	0	0	0
D. Tolbert	5	1-1	0-0	0-0	1	0	0	0	0	0	2
L. Beck	19	2-3	1-1	2-4	5	2	4	2	2	1	7
Team					6						
Totals	200	17-44	1-11	27-32	40	16	10	20	3	9	62

Player	MIN	FG	3FG	FT	R	PF	A	T	B	S	PTS
A. Bratvold *	36	1-8	1-4	2-2	5	4	1	1	0	3	5
J. Huntington *	40	2-4	0-1	0-0	3	4	2	3	0	1	4
S. Benson *	31	2-9	0-0	3-4	4	4	0	3	0	2	7
J. Piper *	24	4-7	0-0	2-4	2	4	0	2	0	3	10
N. Scott *	18	1-5	0-2	0-0	3	2	0	2	0	0	2
K. Evans	18	3-7	3-7	0-0	3	4	1	0	0	0	9
T. Sparavalo	21	3-9	1-3	3-6	1	1	1	2	0	1	10
K. Darnell	12	0-1	0-0	1-2	0	2	1	1	1	2	1
Team					5						
Totals	200	16-50	5-17	11-18	26	25	6	16	1	12	48

	1	2	Total	FG%	3FG%	FT%
Montana	34	28	62	.386	.091	.844
Eastern Washington	20	28	48	.320	.294	.611

Attendance: 882

Victory at EWU gives Lady Griz outright crown, hosting rights

Montana clinched the outright league title and earned hosting rights to the 2008 Allegiance Life and Health Big Sky Conference Women's Basketball Tournament with a 62-48 victory at Eastern Washington Thursday night in Cheney, Wash.

Montana won Thursday night with its play in the first half. The Lady Griz jumped out to a 34-20 halftime lead on the strength of 45.5 percent first-half shooting, then survived a second-half rally by the Eagles that allowed EWU to close within four points, 51-47, when Eastern's Sydney Benson hit one of two free throws with 5:33 to play.

After two missed free throws by Montana on its next possession, the Eagles had the ball down just four, but Benson turned it over, senior Johanna Closson hit two free throws, and the Lady Griz would close things out scoring 11 of the game's final 13 points.

Montana scored 27 of its points from the line, going 27-for-32 (.844).

Closson and junior Mandy Morales both finished in double figures, both scoring most of their points from the line after combining to shoot 3-for-16 from the field.

Closson had a game-high 13 points, hitting 11-of-12 free throw attempts while going 1-for-6 from the field. Morales was 2-for-10 from the field but hit 6-of-8 from the line to score 10 points.

Morales led the Lady Griz in rebounding with nine, while Closson had eight, helping UM to a 40-26 advantage on the boards. Morales also added four steals and three assists.

Sophomore Lauren Beck came off the bench to score seven points and add five rebounds and four assists in 19 minutes. Freshman Sarah Ena was also productive off the bench, hitting all three of her shot attempts to finish with six points and five rebounds in nine minutes of work.

Montana cooled off to 31.8 percent shooting in the second half, finishing at 38.6 percent for the game.

29 Montana 62
Portland State 72

March 8 ::: Portland, Ore.

Player	MIN	FG	3FG	FT	R	PF	A	T	B	S	PTS
J. Closson *	26	1-5	0-0	0-0	4	1	0	1	1	2	2
B. Lohman *	18	1-5	0-2	2-2	3	5	0	2	0	0	4
T. Guardipee *	10	2-4	0-0	3-3	3	2	1	0	1	0	7
M. Morales *	7	1-2	0-1	0-0	0	0	1	0	0	0	2
S. Rogers *	36	5-9	3-4	2-2	6	1	5	3	0	0	15
L. Cote	30	4-9	0-1	6-6	5	4	2	6	0	2	14
S. Stender	1	0-0	0-0	0-0	0	0	0	0	0	0	0
S. Ena	7	0-2	0-0	0-2	0	4	1	1	0	0	0
J. Linford	10	3-4	0-0	0-0	0	0	2	0	1	0	6
D. Conway	19	2-6	0-1	0-0	4	1	0	0	0	1	4
D. Tolbert	12	1-3	0-0	0-0	4	0	0	0	0	1	2
L. Beck	22	2-8	0-0	0-0	3	0	0	1	0	0	4
S. Robison	2	1-1	0-0	0-0	0	0	0	0	0	0	2
Team					6						
Totals	200	23-58	3-9	13-15	38	18	12	15	3	6	62

Player	MIN	FG	3FG	FT	R	PF	A	T	B	S	PTS
K. Kahle *	27	2-8	0-0	7-11	8	3	0	1	0	1	11
D. Conway *	31	4-10	4-6	0-0	2	1	0	0	0	1	12
K. Valentine *	25	2-7	0-0	0-0	4	3	2	2	0	0	4
C. Faucher *	35	7-15	4-9	3-6	11	2	10	4	0	2	21
L. Bishop *	34	3-8	2-5	5-6	5	2	1	3	0	2	13
K. Hadj-Hamou	3	0-1	0-1	0-0	0	0	0	0	0	1	0
E. Yankus	13	1-4	0-0	0-0	4	1	1	1	0	0	2
K. Marchant	17	1-5	1-2	0-0	0	0	1	1	1	0	3
C. Cremer	15	3-5	0-0	0-0	2	3	0	0	0	0	6
Team					5						
Totals	200	23-63	11-23	15-23	41	15	15	12	1	7	72

	1	2	Total	FG%	3FG%	FT%
Montana	26	36	62	.397	.333	.867
Portland State	37	35	72	.365	.478	.652

Attendance: 757

Lady Griz drop regular-season finale at Portland State

Montana lost its regular-season finale Saturday afternoon, 72-62, at Portland State in Portland, Ore.

The Lady Griz' six-game win streak came to a close at the hands of Portland State point guard Claire Faucher, who posted a triple-double with 21 points, 11 rebounds and 10 assists.

Faucher was one of four Portland State players in double figures. Lexi Bishop had 13 points, Delaney Conway had 12 points, going 4-for-6 from 3-point range, and Kelsey Kahle had 11 points and eight rebounds.

The Vikings controlled play throughout, building a 21-point second half lead, despite shooting just 36.5 percent for the game. PSU finished with a 41-38 rebounding advantage.

Junior Sonya Rogers led Montana with 15 points, six rebounds and five assists, going 3-for-4 from 3-point range. Senior Laura Cote came off the bench to add 14 points and five rebounds.

Besides Rogers' 15 points, UM's other four starters combined for just 15 points.

The Lady Griz took an early 4-0 lead in the game with two free throws by junior Tamara Guardipee and junior Mandy Morales' lone basket, but Portland State took a 9-6 lead on a 3-pointer by Kelly Marchant at the 13:58 mark, and the Vikings would keep the lead the rest of the way.

PSU was up 37-26 at the half, getting 15 points, five assists and four rebounds from Faucher in the opening 20 minutes.

The Vikings went up by 21 in the second half, 52-31, when Faucher hit two free throws with 14:55 remaining.

The lead was still 18, 71-53, with just over three minutes to go before Montana closed the final margin to 10 with a game-ending 9-1 run.

30 Portland State 80
Montana 94

March 14 ::: Missoula, Mont.

Player	MIN	FG	3FG	FT	R	PF	A	T	B	S	PTS
K. Hadj-Hamou *	23	3-10	3-9	0-0	0	3	0	1	1	0	9
D. Conway *	35	3-8	0-2	2-2	3	3	3	0	0	0	8
K. Valentine *	15	4-6	0-0	0-0	3	2	1	0	0	0	8
C. Faucher *	40	7-23	5-14	8-8	6	2	7	2	0	0	27
K. Kahle *	36	5-11	0-0	4-4	8	4	1	2	0	1	14
A. Grant	6	0-1	0-0	0-0	1	1	0	1	0	0	0
E. Yankus	8	0-0	0-0	0-0	2	1	0	0	0	0	0
K. Marchant	17	3-4	2-2	0-0	1	5	2	1	0	0	8
S. Cleveland	1	0-0	0-0	0-0	0	0	0	0	0	0	0
C. Cremer	19	2-3	0-0	2-3	4	2	0	0	1	0	6
Team					2						
Totals	200	27-66	10-27	16-17	30	23	14	7	2	1	80

Player	MIN	FG	3FG	FT	R	PF	A	T	B	S	PTS
J. Closson *	23	2-3	0-0	2-2	11	3	1	1	1	0	6
B. Lohman *	35	5-11	0-0	4-4	5	2	1	1	1	1	14
T. Guardipee *	9	0-3	0-0	0-0	1	0	0	0	0	0	0
M. Morales *	40	8-16	3-8	12-12	8	2	7	2	0	0	31
S. Rogers *	26	5-11	2-5	1-2	2	1	1	1	0	0	13
L. Cote	27	6-9	2-2	0-0	5	3	1	1	1	1	14
S. Ena	16	4-9	0-0	5-5	6	2	0	2	0	0	13
D. Conway	13	1-3	1-1	0-0	0	1	1	1	0	0	3
D. Tolbert	2	0-1	0-0	0-0	1	0	1	0	0	0	0
L. Beck	9	0-0	0-0	0-0	1	0	0	1	0	0	0
Team					5						
Totals	200	23-63	11-23	15-23	41	15	15	12	1	7	72

	1	2	Total	FG%	3FG%	FT%
Portland State	49	31	80	.409	.370	.941
Montana	48	46	94	.470	.500	.960

Attendance: 4,265

Morales, Lady Griz advance to Big Sky title game

Junior Mandy Morales scored a season-high 31 points and added eight rebounds and seven assists to lead top seed Montana to a 94-80 victory over No. 4 Portland State Friday night in the second semifinal of the 2008 Big Sky Conference Women's Basketball Tournament at Dahlberg Arena in Missoula, Mont. Montana advances to Saturday's championship game, where the Lady Griz will face No. 3 Montana State.

Playing the team it had lost to less than a week earlier, Montana was down by five to Portland State, 62-57, with under 13 minutes to play Friday night. After allowing 49 first-half points and falling behind by five, the Lady Griz were finally able to put a damper on PSU's explosive offense.

After a 3-pointer by the Vikings' Claire Faucher made it 62-57, Montana held PSU to just six points over the next 10:36 to take control of the game, scoring 23 points of its own during that stretch to go up 80-68 with just over three minutes to play.

The Lady Griz held Portland State to 3-for-16 shooting during the 10:36 run.

Portland State started fouling with nearly two minutes remaining to extend the game, but Montana would hit 9-of-10 free throw attempts down the stretch, 24-for-25 for the game, to keep the lead at least six the rest of the way.

Morales had plenty of offensive help Friday, with four players scoring either 13 or 14 points. Senior Laura Cote and junior Britney Lohman both had 14 points, while junior Sonya Rogers and freshman Sarah Ena each finished with 13.

Montana had a 26-13 rebounding advantage in the second half, 45-30 for the game.

After back-to-back triple doubles, Faucher had another stat-filling performance, finishing with 27 points, seven assists and six rebounds. Kelsey Kahle also reached double figures for PSU with 14 points.

31

Montana State
Montana

65
101

March 15 ::: Missoula, Mont.

Montana State (18-13)												
Player	MIN	FG	3FG	FT	R	PF	A	TO	B	S	PTS	
K. Wallace *	29	7-15	0-0	3-6	12	1	0	2	4	2	17	
N. Garcia *	20	4-5	0-0	0-0	3	4	0	2	1	0	8	
E. Perry *	34	4-13	0-0	3-5	2	2	5	1	0	2	11	
R. Mercer *	34	2-9	1-4	6-6	0	3	2	0	0	0	11	
J. Heringer *	23	2-7	0-0	2-2	7	1	1	3	0	0	6	
A. Phippard	11	0-2	0-1	0-0	0	2	0	2	0	1	0	
C. Goff	14	2-2	1-1	2-3	0	2	1	0	0	1	7	
S. Strand	19	2-4	1-2	0-0	2	2	1	1	0	0	5	
L. Seidensticker	4	0-2	0-0	0-0	0	1	0	0	0	0	0	
M. Hoefer	4	0-0	0-0	0-2	0	0	0	0	0	0	0	
J. Thornton	4	0-1	0-0	0-0	1	0	0	0	0	0	0	
E. Goodman	4	0-3	0-0	0-0	1	0	0	0	0	0	0	
Team					2							
Totals	200	23-63	3-8	16-24	30	18	10	11	5	6	65	

Montana (25-6)												
Player	MIN	FG	3FG	FT	R	PF	A	TO	B	S	PTS	
J. Closson *	26	5-10	1-2	4-4	5	1	2	0	0	2	15	
B. Lohman *	28	3-7	0-1	2-2	8	3	3	1	0	2	8	
T. Guardipee *	9	2-2	0-0	0-0	4	0	0	3	1	1	4	
M. Morales *	36	7-11	6-6	4-5	3	0	7	2	2	0	24	
S. Rogers *	23	4-8	3-6	5-6	2	0	0	4	0	0	16	
L. Cote	24	6-10	4-5	0-0	5	3	2	0	0	1	16	
S. Stender	4	1-1	0-0	0-0	0	1	1	0	0	0	2	
S. Ena	10	2-4	0-0	1-1	4	3	0	1	0	0	5	
J. Linford	4	0-0	0-0	0-0	2	0	1	0	0	0	0	
D. Conway	18	3-6	1-4	0-0	3	1	2	0	0	1	7	
D. Tolbert	8	1-1	0-0	0-0	0	1	0	0	1	1	2	
L. Beck	6	0-2	0-0	2-3	2	2	0	0	0	0	2	
S. Robison	4	0-1	0-0	0-0	0	1	0	0	0	0	0	
Team					6							
Totals	200	34-63	15-24	18-21	44	15	19	11	3	8	101	

	1	2	Total	FG%	3FG%	FT%
Montana State	31	34	65	.365	.375	.667
Montana	49	52	101	.540	.625	.857

Attendance: 5,016

MVP Morales sends Montana to NCAA Tournament

Junior Mandy Morales went 6-for-6 from 3-point range and finished with 24 points and seven assists to lead Montana to a 101-65 victory over Montana State in the championship game of the 2008 Big Sky Conference Women's Basketball Tournament at Dahlberg Arena in Missoula, Mont., Saturday night. The victory sends Montana to the 2008 NCAA Women's Basketball Tournament, the program's 17th trip to the NAAs.

Saturday's 101-point performance, Montana's first 100-point game since a 105-55 victory over Idaho State on Feb. 4, 2006, concluded a two-game offensive explosion. Between Friday night's 94-80 win over Portland State and Saturday's victory over the Bobcats (18-13), Montana scored at least 46 points in all four halves.

The Lady Griz shot 50.4 percent from the field against PSU and MSU, hit 23-of-40 (.575) 3-point attempts and went 91.3 percent (42-for-46) from the line to average 97.5 points per game.

Keying the offensive fireworks was Morales, who averaged 27.5 points, 7.0 assists and 5.5 rebounds in the two wins to earn tournament MVP honors.

Joining Morales on the all-tournament team was UM senior Laura Cote, who went 4-for-5 from 3-point range herself Saturday to finish with 16 points. She averaged 15.0 points and 5.0 rebounds over the two games, shooting 63.2 percent from the field and going 6-for-7 (.857) from 3-point range.

The win gave Montana a perfect 17-0 record at Dahlberg Arena in 2007-08, the eighth perfect home-court record in program history and first since 1995-96.

32

Montana
Vanderbilt

47
75

March 22 ::: Albuquerque, N.M.

Montana (25-7)												
Player	MIN	FG	3FG	FT	R	PF	A	TO	B	S	PTS	
J. Closson *	19	0-3	0-1	0-0	3	2	1	3	0	0	0	
B. Lohman *	23	3-8	0-2	0-3	0	3	0	3	1	0	6	
T. Guardipee *	8	0-2	0-0	0-0	0	1	0	0	0	0	0	
M. Morales *	32	4-7	2-5	1-1	8	1	5	4	1	3	11	
S. Rogers *	27	2-6	2-4	2-2	5	0	2	0	0	0	8	
L. Cote	21	0-5	0-2	2-2	2	1	3	1	0	0	2	
S. Stender	3	0-0	0-0	0-0	0	0	0	0	0	1	0	
S. Ena	21	3-7	0-0	1-1	5	3	1	5	0	0	7	
J. Linford	6	0-1	0-0	0-0	2	0	0	1	0	1	0	
D. Conway	14	1-2	0-1	0-0	1	1	0	1	0	0	2	
D. Tolbert	9	2-6	0-0	2-3	2	3	0	1	0	1	6	
L. Beck	15	0-4	0-1	4-4	3	0	1	2	0	0	4	
S. Robison	2	0-0	0-0	1-2	0	0	0	0	0	0	1	
Team					6							
Totals	200	15-51	4-16	13-18	37	15	13	22	2	6	47	

Vanderbilt (24-8)												
Player	MIN	FG	3FG	FT	R	PF	A	TO	B	S	PTS	
J. Rhoads *	27	1-3	0-0	0-0	3	2	3	1	0	3	2	
C. Wirth *	20	5-9	3-4	0-0	5	2	4	2	0	1	13	
H. Tuomi *	20	6-9	0-0	2-3	3	2	0	0	1	1	14	
J. Risper *	26	3-5	0-0	3-3	5	3	4	0	0	3	9	
M. Marsh *	30	3-15	2-12	1-2	3	1	3	0	0	2	9	
C. Chisholm	8	0-1	0-0	2-2	4	1	0	1	0	1	2	
L. Lueders	12	1-2	1-1	0-0	1	1	1	3	0	0	3	
A. Bridge	5	1-3	1-2	0-0	0	0	0	0	0	0	3	
J. Mooney	17	1-9	0-3	0-0	3	2	2	3	0	3	2	
A. Norton	8	2-3	0-0	0-0	3	2	2	0	0	1	4	
L. Sherwood	18	5-8	0-0	2-3	4	2	1	3	1	0	12	
R. Silinski	5	0-0	0-0	2-4	1	1	0	0	0	0	2	
A. Malo	4	0-0	0-0	0-0	1	1	0	0	1	0	0	
Team					9							
Totals	200	28-67	7-22	12-17	45	20	20	13	3	15	75	

	1	2	Total	FG%	3FG%	FT%
Montana	22	25	47	.294	.250	.722
Vanderbilt	45	30	75	.418	.318	.706

Attendance: 9,613

Vanderbilt hands Montana 28-point NCAA tournament loss

Vanderbilt forced 22 turnovers and limited Montana to 29.4 percent shooting in a 75-47 victory Saturday night at Albuquerque, N.M., in the opening round of the 2008 NCAA Division I Women's Basketball Championship.

The Lady Griz ended their season at 25-7.

Montana was within four, 21-17, with less than eight minutes to play in the first half, but a 19-0 Vanderbilt run, started with a 3-pointer at the 7:38 mark by Christina Wirth and capped by a 3-pointer at the 2:26 mark by Merideth Marsh, put the Commodores up 23.

The Lady Griz would not get closer than 20 points the rest of the way.


Vanderbilt scored 38 of its 75 points in the paint, converted Montana's turnovers into 27 points and turned 15 offensive rebounds into 20 second-chance points.

The Commodores' Hannah Tuomi led both teams with 14 points. Wirth went 3-for-4 from 3-point range to score 13 points, while Liz Sherwood came off the VU bench to hit 5-of-8 shots and score 12 points.


Junior Mandy Morales led Montana with 11 points, eight rebounds, five assists and three steals, all team highs.

Junior Sonya Rogers hit two 3-pointers and scored eight points. Freshman Sarah Ena came off the bench to score seven points and grab five rebounds while playing a season-high 21 minutes.

Vanderbilt, which finished with a 45-37 rebounding advantage, hit just 10-of-31 (.323) shots in the second half to end up at 41.8 percent for the game.



(From top): Montana's three seniors, Laura Cote, Johanna Closson and Dana Conway, each played in all 32 games in 2007-08



BIG SKY CONFERENCE

Eastern Washington*Location:* Cheney, Wash.*Enrollment:* 9,841*Web:* GoEags.com**Idaho State***Location:* Pocatello, Idaho*Enrollment:* 13,929*Web:* ISUBengals.com**Montana***Location:* Missoula, Mont.*Enrollment:* 14,207*Web:* MontanaGrizzlies.com**Montana State***Location:* Bozeman, Mont.*Enrollment:* 12,388*Web:* MSUBobcats.com**Northern Arizona***Location:* Flagstaff, Ariz.*Enrollment:* 21,352*Web:* NAUAthletics.com**Northern Colorado***Location:* Greeley, Colo.*Enrollment:* 10,799*Web:* UNCBears.com**Portland State***Location:* Portland, Ore.*Enrollment:* 24,999*Web:* GoViks.com**Sacramento State***Location:* Sacramento, Calif.*Enrollment:* 28,829*Web:* HornetSports.com**Weber State***Location:* Ogden, Utah*Enrollment:* 18,000*Web:* WeberStateSports.com

The Big Sky Conference enters its 46th year of athletic competition in 2008-09, continuing to expand its footprint across the West. The University of Northern Colorado accepted an invitation to join the Sky in July 2005 and officially became a member prior to the 2006-07 year.

The Big Sky Conference was established in 1963 by six charter members -- Idaho, Idaho State, Gonzaga, Montana, Montana State and Weber State. Those six schools formed the foundation of the Big Sky before the league expanded in 1970 when it added Boise State and Northern Arizona. Gonzaga left the Sky in 1979 and was replaced by Nevada. The conference grew to nine schools in 1987 with the addition of Eastern Washington.

The 1990s saw change in the makeup of the league, beginning in 1992 when Nevada departed and put the Big Sky back at eight teams. In 1996 Boise State and Idaho left and at the same time the conference added Portland State, Sacramento State and Cal State Northridge. The Big Sky maintained nine teams for five years before Cal State Northridge departed in the spring of 2001.

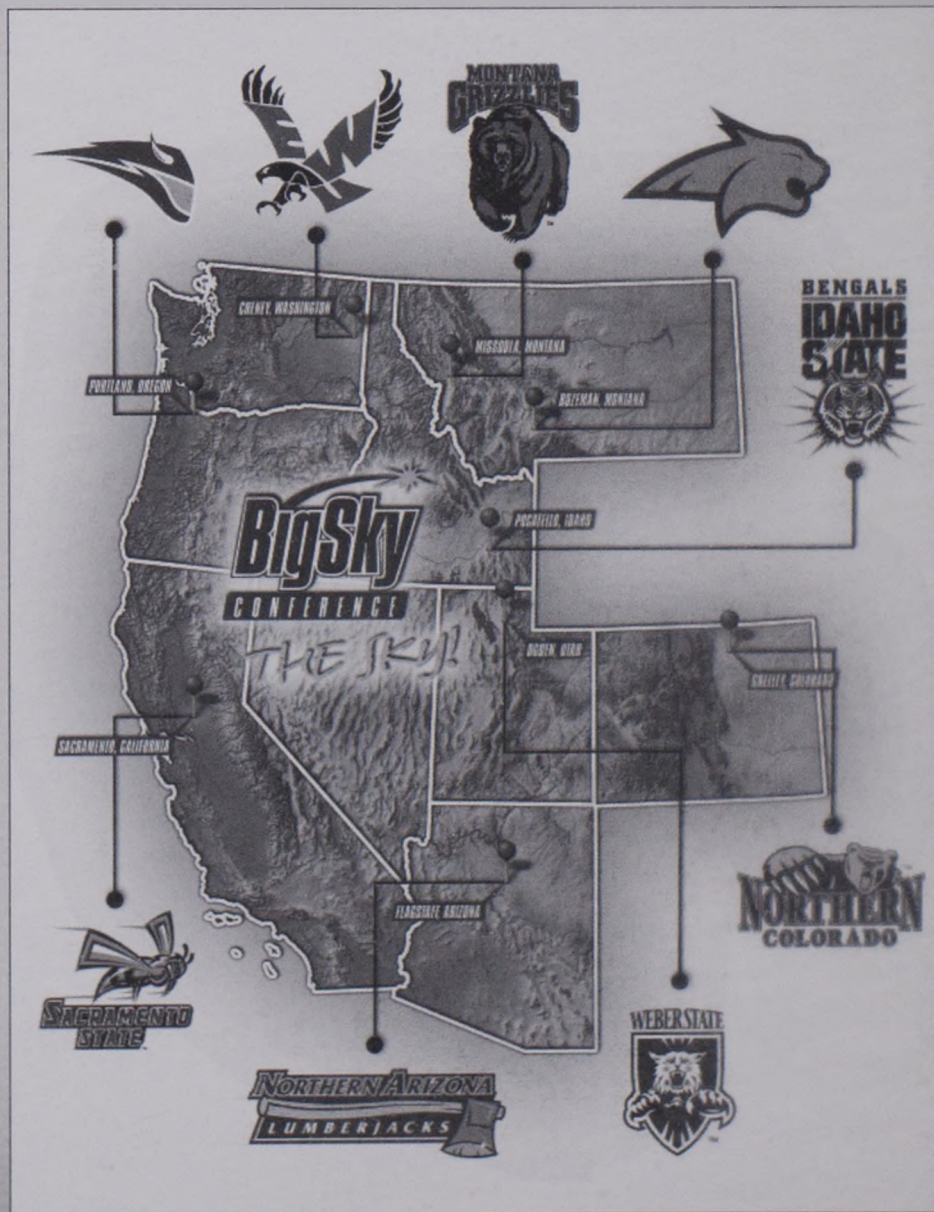
With the addition of Northern Colorado, the Big Sky will spread across seven states

spanning from the Pacific Ocean to the Rocky Mountain Front. The Big Sky is represented along the entire West Coast with schools in Washington, Oregon and California. League schools also range up and down the Rocky Mountains with institutions in Montana, Idaho, Utah, Arizona and Colorado.

The Big Sky sponsors championships in 14 sports, including men's and women's cross country, indoor and outdoor track and field, basketball and tennis. In addition, there are also championships in football, and women's volleyball, golf and soccer.

The 2008-09 season will mark the 21st year that the Big Sky Conference will sponsor championships in women's sports. The former Mountain West Conference existed from 1982-88, sponsoring championships for women's sports at the same institutions the Big Sky had men's programs. The Big Sky merged with the Mountain West in 1988, forming one league for both men and women.

Doug Fullerton, the fifth commissioner of the Big Sky Conference, will enter his 14th year at the helm in 2008-09. Fullerton took over the Big Sky on July 1, 1995, replacing longtime commissioner Ron Stephenson.



2007-08 Big Sky Conference Standings

	Big Sky Games					All Games						
	W	L	Pct.	Home	Away	W	L	Pct.	Home	Away	Neut.	Streak
Montana * !	13	3	.813	8-0	5-3	25	7	.781	17-0	6-6	2-1	L1
Idaho State * !	12	4	.750	7-1	5-3	20	10	.667	11-2	6-7	3-1	L1
Portland State *	11	5	.688	7-1	4-4	22	9	.710	13-1	7-8	2-0	L1
Montana State *	11	5	.688	6-2	5-3	18	13	.581	9-3	7-10	2-0	L1
Northern Colorado *	8	8	.500	4-4	4-4	14	16	.467	8-6	5-9	1-1	L1
Weber State	6	10	.375	3-5	3-5	12	16	.429	7-5	4-9	1-2	L1
Northern Arizona *	6	10	.375	4-4	2-6	10	20	.333	8-6	2-11	0-3	L3
Sacramento State	4	12	.250	2-6	2-6	6	22	.214	4-9	2-13	0-0	L7
Eastern Washington	1	15	.063	1-7	0-8	4	25	.138	4-11	0-12	0-2	L6

* Big Sky tournament team ! NCAA tournament team # WNIT team

2007-08 All Big Sky Conference Team

First Team

Player, School	Year	Pos.	Hometown
Natalie Doma, Idaho State # **	Sr.	C	Victoria, B.C.
Claire Faucher, Portland State #	So.	G	Yakima, Wash.
Andrea Lightfoot, Idaho State **	Sr.	G	Omaha, Neb.
Rebecca Mercer, Montana State	Sr.	G	Perth, Australia
Mandy Morales, Montana # **	Jr.	G	Billings, Mont.
Sara Tuomi, Weber State **	Sr.	F	Billings, Mont.

* Number of previous all-conference selections # Unanimous selection

Second Team

Player, School	Year	Pos.	Hometown
Delaney Conway, Portland State	Sr.	F	Seattle, Wash.
Sade Cunningham, Northern Arizona	Jr.	G	Lynwood, Calif.
Laura Dinkins, Northern Arizona	Sr.	F	Rialto, Calif.
Danielle Hagen, Northern Colorado	Sr.	C	Sidney, Mont.
Jenny Heringer, Montana State	So.	G	Billings, Mont.
Britney Lohman, Montana	Jr.	F	Bozeman, Mont.

Honorable mention: Sonya Rogers, UM; Johanna Closson, UM;
Jamie Schroeder, UNC; Kelsey Kahle, PSU; Atty Boyer, SAC

Most Valuable Player: Natalie Doma, Idaho State

Defensive Player of the Year: Britney Lohman, Montana

Top Newcomer: Jamie Schroeder, Northern Colorado

Outstanding Freshmen: Kelli Valentine, Portland State

Coach of the Year: Robin Selvig, UM

2007-08 Academic All-Big Sky Conference Team

Eastern Washington: Katy Baker, Sydney Benson, Amy Bratvold, Kari Darnell, Kyla Evans, Jessica Huntington, Julie Piper, Morgan Rulon, Tatjana Sparavalo; **Idaho State:** Kaylynn Fager, Devin Dichle, Oana Iacovita, Michelle Grohs, Jenna Brown; **Montana:** Lauren Beck, Johanna Closson, Dana Conway, Laura Cote, Britney Lohman; **Montana State:** Rebecca Mercer, Nubia Garcia, Erin Goodman, Mara Hoefer, Callie Goff, Anne Phippard, Sarah Strand, Lyndi Seidensticker, Jamie Thornton; **Northern Arizona:** Rachel Blackman, Lianna Boer, Jenna Galloway, Janelle Matthews, Melissa Spaich; **Northern Colorado:** Elizabeth Cooper, Danielle Hagen, Kate Kevorken, Chelsie Luehring, Lara Merritt, Jamie Schroeder, Courtney Stoenner; **Portland State:** Delaney Conway, Claire Faucher, Katia Hadj-Jamou, Kelsey Kahle, Erin Yankus; **Sacramento State:** Atty Boyer, Charday Hunt, Becca Reams, Sami Field-Polisso; **Weber State:** Caitlin Anderson, Tonya Schnibbe, Emily Thatcher, Ali Thorderson, Sara Tuomi, Karlee Weight

2007-08 Big Sky Conference
Players of the Week

Nov. 13	Ashley Ingle, NAU
Nov. 20	Mandy Morales, UM Natalie Doma, ISU
Nov. 27	Delaney Conway, PSU
Dec. 4	Natalie Doma, ISU
Dec. 10	Kelsey Kahle, PSU
Dec. 17	Ahkiah Hunter, WSU Natalie Doma, ISU
Dec. 24	Delaney Conway, PSU
Dec. 31	Johanna Closson, UM
Jan. 7	Sonya Rogers, UM
Jan. 14	Kelsey Kahle, PSU
Jan. 21	Danielle Hagen, UNC Natalie Doma, ISU
Jan. 28	Sade Cunningham, NAU Kelsey Kahle, PSU
Feb. 4	Jenny Heringer, MSU
Feb. 11	Rebecca Mercer, MSU
Feb. 18	Sara Tuomi, WSU Claire Faucher, PSU
Feb. 25	Delaney Conway, PSU
March 3	Natalie Doma, ISU
March 9	Claire Faucher, PSU Danielle Hagen, UNC Natalie Doma

2007-08 Big Sky Conference
All-Tournament Team

Mandy Morales (MVP) Montana	
Laura Cote Montana	
Erica Perry Montana State	
Krislyn Wallace Montana State	
Claire Faucher Portland State	
Natalie Doma Idaho State	

2007-08 Big Sky Conference Individual Statistics (all games)

SCORING

	G	FG	3FG	FT	Pts.	Avg.	FREE THROW PCT	G	FTM	FTA	Pct.
1. Natalie Doma, ISU	30	272	25	173	742	24.7	1. Andrea Lightfoot, ISU	30	145	161	.901
2. Rebecca Mercer, MSU	29	177	78	102	534	18.4	2. Sara Tuomi, WSU	27	127	143	.888
3. Sara Tuomi, WSU	27	142	36	127	447	16.6	3. Johanna Closson, UM	32	66	75	.880
4. Mandy Morales, UM	26	135	44	108	422	16.2	4. Sonya Rogers, UM	32	68	81	.840
5. Andrea Lightfoot, ISU	30	136	62	145	479	16.0	5. Mandy Morales, UM	26	108	129	.837
6. Laura Dinkins, NAU	30	179	4	115	477	15.9	6. Jamie Schroeder, UNC	30	89	107	.832
7. Kelsey Kahle, PSU	31	178	0	107	463	14.9	7. Natalie Doma, ISU	30	173	208	.832
8. Danielle Hagen, UNC	30	157	3	96	413	13.8	8. Rebecca Mercer, MSU	29	102	124	.823
9. Claire Faucher, PSU	31	137	54	93	421	13.6	9. Danielle Hagen, UNC	30	96	117	.821
10. Jamie Schroeder, UNC	30	139	36	89	403	13.4	10. Sade Cunningham, NAU	29	70	87	.805

REBOUNDING

	G	Off.	Def.	Total	Avg.	ASSISTS	G	Ast.	Avg.
1. Natalie Doma, ISU	30	86	285	371	12.4	1. Claire Faucher, PSU	31	274	8.84
2. Danielle Hagen, UNC	30	78	203	281	9.4	2. Tonya Schnibbe, WSU	28	156	5.57
3. Laura Dinkins, NAU	30	108	144	252	8.4	3. Sade Cunningham, NAU	29	161	5.55
4. Ashley Ingle, NAU	30	75	175	250	8.3	4. Jessica Huntington, EWU	28	150	5.36
5. Kelsey Kahle, PSU	31	77	158	235	7.6	5. Mandy Morales, UM	26	129	4.96
6. Sydney Benson, EWU	29	80	136	216	7.4	6. Erica Perry, MSU	31	146	4.71
7. Atty Boyer, SAC	27	51	147	198	7.3	7. Courtney Stoermer, UNC	30	115	3.83
8. Sara Tuomi, WSU	27	49	148	197	7.3	8. Jenna Brown, ISU	30	114	3.80
9. Erika Edwards, SAC	26	65	112	177	6.8	9. Sami Field-Polisso, SAC	28	99	3.54
10. Nubia Garcia, MSU	24	59	102	161	6.7	10. Andrea Lightfoot, ISU	30	83	2.77

FIELD GOAL PCT

	G	FG	FGA	Pct.	ASSIST/TURNOVER RATIO	G	Ast.	TO	Ratio
1. Kelsey Kahle, PSU	31	178	337	.528	1. Sade Cunningham, NAU	29	161	81	1.99
2. Kelli Valentine, PSU	31	127	263	.483	2. Claire Faucher, PSU	31	274	139	1.97
3. Natalie Doma, ISU	30	272	564	.482	3. Tonya Schnibbe, WSU	28	156	82	1.90
4. Sarah Strand, MSU	31	116	243	.477	4. Erica Perry, MSU	31	146	78	1.87
5. Danielle Hagen, UNC	30	157	330	.476	5. Mandy Morales, UM	26	129	69	1.87
6. Delaney Conway, PSU	31	138	294	.469	6. Jessica Huntington, EWU	28	150	85	1.76
7. Sonya Rogers, UM	32	128	273	.469	7. Sami Field-Polisso, SAC	28	99	73	1.36
8. Jamie Schroeder, UNC	30	139	297	.468	8. Jenna Brown, ISU	30	114	86	1.33
9. Krislyn Wallace, MSU	31	153	331	.462	9. Courtney Stoermer, UNC	30	115	102	1.13
10. Atty Boyer, SAC	27	126	273	.462					

3-POINT FIELD GOAL PCT

	G	3FG	3FGA	Pct.	BLOCKED SHOTS	G	Blocks	Avg.
1. Sonya Rogers, UM	32	72	148	.486	1. Ashley Ingle, NAU	30	99	3.30
2. Caitlin Anderson, WSU	27	36	82	.439	2. Nicole Scott, EWU	29	39	1.34
3. Delaney Conway, PSU	31	55	128	.430	3. Britney Lohman, UM	30	28	0.93
4. Andrea Lightfoot, ISU	30	62	147	.422	Michelle Grohs, ISU	30	28	0.93
5. Lexi Bishop, PSU	30	30	72	.417	5. Nubia Garcia, MSU	24	21	0.88
6. Janelle Matthews, NAU	29	42	101	.416	6. Tamara Guardipee, UM	32	27	0.84
7. Rebecca Mercer, MSU	29	78	198	.394	7. Sydney Benson, EWU	29	24	0.83
8. Courtney Stoermer, UNC	30	38	98	.388	8. Natalie Doma, ISU	30	24	0.80
9. Devin Diehl, ISU	30	32	83	.386	9. Sarah Strand, MSU	31	24	0.77
10. Jamie Schroeder, UNC	30	36	96	.375	10. Courtney Cremer, PSU	31	23	0.74

3-POINT FIELD GOALS MADE

	G	3FG	Avg.	STEALS	G	St.	Avg.
1. Rebecca Mercer, MSU	29	78	2.69	1. Erica Perry, MSU	31	88	2.84
2. Kate Kevorken, UNC	30	70	2.33	2. Claire Faucher, PSU	31	71	2.29
3. Sonya Rogers, UM	32	72	2.25	3. Kelsey Kahle, PSU	31	63	2.03
4. Andrea Lightfoot, ISU	30	62	2.07	4. Tonya Schnibbe, WSU	28	53	1.89
5. Sami Field-Polisso, SAC	28	51	1.82	5. Nubia Garcia, MSU	24	41	1.71
6. Delaney Conway, PSU	31	55	1.77	6. Sade Cunningham, NAU	29	48	1.66
7. Ali Thorderson, WSU	28	49	1.75	7. Laura Dinkins, NAU	30	48	1.60
8. Claire Faucher, PSU	31	54	1.74	8. Courtney Stoermer, UNC	30	43	1.43
9. Mandy Morales, UM	26	44	1.69	9. Krislyn Wallace, MSU	31	39	1.26
10. Janelle Matthews, NAU	29	42	1.45	10. Ahkiah Hunter, WSU	28	34	1.21

2007-08 Big Sky Conference Individual Statistics (*Big Sky games*)

SCORING							FREE THROW PCT						
1. Natalie Doma, ISU	16	FG	8	115	419	26.2	1. Sara Tuomi, WSU	15	FTM	75	Pct.		
2. Rebecca Mercer, MSU	14	98	47	56	299	21.4	2. Sonya Rogers, UM	16	37	40	.925		
3. Jamie Schroeder, UNC	16	97	25	66	285	17.8	3. Johanna Closson, UM	16	34	37	.919		
4. Andrea Lightfoot, ISU	16	78	26	83	265	16.6	4. Jamie Schroeder, UNC	16	66	73	.904		
5. Sara Tuomi, WSU	15	80	17	70	247	16.5	5. Andrea Lightfoot, ISU	16	83	92	.902		
6. Danielle Hagen, UNC	16	100	3	57	260	16.3	6. Jenny Heringer, MSU	16	41	46	.891		
7. Laura Dinkins, NAU	16	103	2	51	259	16.2	7. Laura Cote, UM	16	38	43	.884		
8. Mandy Morales, UM	16	70	16	71	227	14.2	8. Sade Cunningham, NAU	16	48	56	.857		
9. Claire Faucher, PSU	16	69	25	62	225	14.1	9. Mandy Morales, UM	16	71	83	.855		
10. Sydney Benson, EWU	16	78	0	61	217	13.6	10. Charday Hunt, SAC	16	40	47	.851		
REBOUNDING							ASSISTS						
1. Natalie Doma, ISU	16	Off.	Def.	Total	Avg.		1. Claire Faucher, PSU	16	Ast.	134	8.38		
2. Danielle Hagen, UNC	16	39	116	155	9.7		2. Sade Cunningham, NAU	16	106	6.63			
3. Kelsey Kahle, PSU	16	43	81	124	7.8		3. Tonya Schnibbe, WSU	16	98	6.13			
4. Sara Tuomi, WSU	15	30	86	116	7.7		4. Jessica Huntington, EWU	16	97	6.06			
Atty Boyer, SAC	15	28	88	116	7.7		5. Erica Perry, MSU	16	83	5.19			
6. Laura Dinkins, NAU	16	51	72	123	7.7		6. Courtney Stoermer, UNC	16	77	4.81			
7. Nubia Garcia, MSU	16	45	76	121	7.6		7. Sami Field-Polisso, SAC	16	63	3.94			
Ashley Ingle, NAU	16	40	81	121	7.6		Mandy Morales, UM	16	63	3.94			
9. Sydney Benson, EWU	16	47	72	119	7.4		9. Jenny Heringer, MSU	16	49	3.06			
10. Erika Edwards, SAC	14	32	61	93	6.6		10. Jenna Brown, ISU	16	47	2.94			
FIELD GOAL PCT							ASSIST/TURNOVER RATIO						
1. Kelsey Kahle, PSU	16	FG	FGA	Pct.			1. Sami Field-Polisso, SAC	16	Ast.	TO	Ratio		
2. Danielle Hagen, UNC	16	100	196	.510			2. Sade Cunningham, NAU	16	106	48	2.21		
3. Jamie Schroeder, UNC	16	97	195	.497			3. Mandy Morales, UM	16	63	31	2.03		
4. Kelli Valentine, PSU	16	69	141	.489			4. Claire Faucher, PSU	16	134	67	2.00		
5. Britney Lohman, UM	16	55	113	.487			5. Tonya Schnibbe, WSU	16	98	50	1.96		
6. Natalie Doma, ISU	16	148	310	.477			Jenny Heringer, MSU	16	49	25	1.96		
7. Krislyn Wallace, MSU	16	71	149	.477			7. Erica Perry, MSU	16	83	43	1.93		
8. Atty Boyer, SAC	15	70	149	.470			8. Jessica Huntington, EWU	16	97	52	1.87		
9. Emily Christensen, SAC	16	50	107	.467			9. Courtney Stoermer, UNC	16	77	60	1.28		
10. Sarah Strand, MSU	16	55	119	.462			BLOCKED SHOTS						
3-POINT FIELD GOAL PCT							BLOCKS						
1. Sonya Rogers, UM	16	3FG	3FGA	Pct.			1. Ashley Ingle, NAU	16	Blocks	Avg.			
2. Lexi Bishop, PSU	16	16	36	.444			2. Nicole Scott, EWU	16	53	3.31			
3. Jamie Schroeder, UNC	16	25	58	.431			3. Natalie Doma, ISU	16	27	1.69			
4. Caitlin Anderson, WSU	16	30	71	.423			4. Michelle Grohs, ISU	16	18	1.13			
5. Erika Edwards, SAC	14	20	49	.408			5. Nubia Garcia, MSU	16	17	1.06			
6. Rebecca Mercer, MSU	14	47	116	.405			6. Britney Lohman, UM	16	16	1.00			
7. Janelle Matthews, NAU	15	23	57	.404			7. Tamara Guardipee, UM	16	15	0.94			
8. Kate Kevorken, UNC	16	41	107	.383			8. Sydney Benson, EWU	16	14	0.88			
9. Courtney Stoermer, UNC	16	16	43	.372			Mandy Morales, UM	16	13	0.81			
10. Delaney Conway, PSU	16	20	55	.364			Krislyn Wallace, MSU	16	13	0.81			
3-POINT FIELD GOALS MADE							STEALS						
1. Rebecca Mercer, MSU	14	3FG	Avg.				1. Erica Perry, MSU	16	St.	Avg.			
2. Kate Kevorken, UNC	16	47	3.36				2. Claire Faucher, PSU	16	44	2.75			
3. Sonya Rogers, UM	16	41	2.56				3. Tonya Schnibbe, WSU	16	41	2.56			
4. Caitlin Anderson, WSU	16	30	1.88				4. Kelsey Kahle, PSU	16	37	2.31			
5. Ali Thorderson, WSU	16	29	1.81				5. Janelle Matthews, NAU	16	31	1.94			
6. Sami Field-Polisso, SAC	16	27	1.69				6. Sade Cunningham, NAU	16	30	1.88			
7. Andrea Lightfoot, ISU	16	26	1.63				7. Laura Dinkins, NAU	16	28	1.75			
8. Claire Faucher, PSU	16	25	1.56				8. Jessica Huntington, EWU	16	25	1.56			
Jamie Schroeder, UNC	16	25	1.56				9. Courtney Stoermer, UNC	16	24	1.50			
10. Janelle Matthews, NAU	15	23	1.53				10. Erika Edwards, SAC	14	22	1.38			

2007-08 Big Sky Conference Team Statistics (all games)

SCORING OFFENSE

	G	Pts.	Avg.
1. Portland State	31	2,339	75.5
2. Montana	32	2,390	74.7
3. Idaho State	30	2,236	74.5
4. Montana State	31	2,268	73.2
5. Northern Colorado	30	1,940	64.7
6. Northern Arizona	30	1,904	63.5
7. Eastern Washington	29	1,821	62.8
8. Weber State	28	1,720	61.4
9. Sacramento State	28	1,699	60.7

3-POINT FIELD GOAL PERCENTAGE

	FG	FGA	Pct.
1. Montana	201	513	.392
2. Portland State	198	562	.352
3. Idaho State	222	643	.345
4. Weber State	142	419	.339
5. Northern Colorado	205	605	.339
6. Eastern Washington	156	465	.335
7. Montana State	159	485	.328
8. Northern Arizona	125	403	.310
9. Sacramento State	172	558	.308

ASSISTS

	G	Ast.	Avg.
1. Portland State	31	535	17.26
2. Idaho State	30	474	15.80
3. Montana State	31	448	14.45
4. Montana	32	441	13.78
5. Northern Arizona	30	408	13.60
6. Northern Colorado	30	402	13.40
7. Sacramento State	28	362	12.93
8. Eastern Washington	29	366	12.62
9. Weber State	28	350	12.50

SCORING DEFENSE

	G	Pts.	Avg.
1. Weber State	28	1780	63.6
2. Montana	32	2042	63.8
3. Northern Colorado	30	1929	64.3
4. Portland State	31	2119	68.4
5. Idaho State	30	2133	71.1
6. Northern Arizona	30	2155	71.8
7. Montana State	31	2238	72.2
8. Eastern Washington	29	2112	72.8
9. Sacramento State	28	2149	76.8

3-POINT FIELD GOAL PCT DEFENSE

	FG	FGA	Pct.
1. Portland State	139	465	.299
2. Northern Colorado	172	548	.314
3. Weber State	122	385	.317
4. Idaho State	163	511	.319
5. Montana	234	715	.327
6. Sacramento State	182	540	.337
7. Northern Arizona	167	481	.347
8. Eastern Washington	164	471	.348
9. Montana State	184	521	.353

ASSIST-TO-TURNOVER RATIO

	Ast.	TO	Ratio
1. Idaho State	474	436	1.09
2. Portland State	535	496	1.08
3. Montana	441	464	0.95
4. Montana State	448	494	0.91
5. Northern Arizona	408	498	0.82
6. Northern Colorado	402	498	0.81
7. Weber State	350	440	0.80
8. Sacramento State	362	525	0.69
9. Eastern Washington	366	531	0.69

SCORING MARGIN

	Off.	Def.	Mar.
1. Montana	74.7	63.8	+10.9
2. Portland State	75.5	68.4	+7.1
3. Idaho State	74.5	71.1	+3.4
4. Montana State	73.2	72.2	+1.0
5. Northern Colorado	64.7	64.3	+0.4
6. Weber State	61.4	63.6	-2.1
7. Northern Arizona	63.5	71.8	-8.4
8. Eastern Washington	62.8	72.8	-10.0
9. Sacramento State	60.7	76.8	-16.1

3-POINT FIELD GOALS MADE

	G	3FG	Avg.
1. Idaho State	30	222	7.40
2. Northern Colorado	30	205	6.83
3. Portland State	31	198	6.39
4. Montana	32	201	6.28
5. Sacramento State	28	172	6.14
6. Eastern Washington	29	156	5.38
7. Montana State	31	159	5.13
8. Weber State	28	142	5.07
9. Northern Arizona	30	125	4.17

TURNOVER MARGIN

	Own	Opp.	Mar.
1. Montana State	494	573	+2.55
2. Portland State	496	561	+2.10
3. Montana	464	495	+0.97
4. Northern Arizona	498	524	+0.87
5. Weber State	440	462	+0.79
6. Idaho State	436	404	-1.07
7. Northern Colorado	498	405	-3.10
8. Sacramento State	525	414	-3.96
9. Eastern Washington	531	405	-4.34

FIELD GOAL PERCENTAGE

	FG	FGA	Pct.
1. Portland State	863	1,955	.441
2. Montana	834	1,893	.441
3. Montana State	828	1,941	.427
4. Idaho State	737	1,771	.416
5. Northern Colorado	652	1,606	.406
6. Eastern Washington	658	1,668	.394
7. Northern Arizona	682	1,805	.378
8. Sacramento State	582	1,546	.376
9. Weber State	607	1,624	.374

FREE THROW PERCENTAGE

	FTM	FTA	Pct.
1. Idaho State	540	649	.832
2. Montana	521	671	.776
3. Northern Colorado	431	565	.763
4. Montana State	453	603	.751
5. Sacramento State	363	492	.738
6. Weber State	364	495	.735
7. Eastern Washington	349	476	.733
8. Portland State	415	573	.724
9. Northern Arizona	415	597	.695

BLOCKED SHOTS

	G	Blocks	Avg.
1. Northern Arizona	30	134	4.47
2. Montana	32	132	4.13
3. Eastern Washington	29	114	3.93
4. Montana State	31	91	2.94
5. Idaho State	30	76	2.53
6. Portland State	31	76	2.45
7. Northern Colorado	30	56	1.87
8. Weber State	28	46	1.64
9. Sacramento State	28	40	1.43

FIELD GOAL PERCENTAGE DEFENSE

	FG	FGA	Pct.
1. Montana	707	1,941	.364
2. Northern Colorado	692	1,776	.390
3. Weber State	630	1,596	.395
4. Portland State	757	1,846	.410
5. Idaho State	834	2,000	.417
6. Eastern Washington	729	1,700	.429
7. Northern Arizona	762	1,771	.430
8. Montana State	795	1,846	.431
9. Sacramento State	780	1,730	.451

REBOUNDING MARGIN

	Own	Opp.	Mar.
1. Montana	40.5	35.9	+4.6
2. Northern Colorado	37.4	35.7	+1.6
3. Portland State	38.1	37.3	+0.8
4. Eastern Washington	36.9	37.0	-0.1
5. Idaho State	37.9	39.3	-1.4
6. Montana State	36.8	38.8	-1.9
7. Weber State	36.8	39.5	-2.6
8. Northern Arizona	36.1	41.1	-5.0
9. Sacramento State	34.4	39.8	-5.4

STEALS

	G	Steals	Avg.
1. Portland State	31	280	9.03
2. Montana State	31	274	8.84
3. Montana	32	228	7.13
4. Northern Arizona	30	209	6.97
5. Sacramento State	28	172	6.14
Weber State	28	172	6.14
7. Eastern Washington	29	172	5.93
8. Northern Colorado	30	171	5.70
9. Idaho State	30	155	5.17

2007-08 Big Sky Conference Team Statistics (*Big Sky games*)

SCORING OFFENSE

	G	Pts.	Avg.
1. Idaho State	16	1,227	76.7
2. Montana State	16	1,220	76.2
3. Portland State	16	1,202	75.1
4. Montana	16	1,192	74.5
5. Northern Colorado	16	1,072	67.0
6. Northern Arizona	16	1,062	66.4
7. Weber State	16	1,041	65.1
8. Sacramento State	16	1,013	63.3
9. Eastern Washington	16	990	61.9

3-POINT FIELD GOAL PERCENTAGE

	FG	FGA	Pct.
1. Montana	95	253	.375
2. Northern Colorado	111	302	.368
3. Weber State	82	245	.335
4. Northern Arizona	78	234	.333
5. Montana State	88	265	.332
6. Portland State	91	277	.329
7. Eastern Washington	74	229	.323
8. Idaho State	103	320	.322
9. Sacramento State	98	327	.300

ASSISTS

	G	Ast.	Avg.
1. Portland State	16	271	16.94
2. Idaho State	16	251	15.69
3. Northern Arizona	16	242	15.13
4. Northern Colorado	16	241	15.06
5. Montana State	16	238	14.88
6. Montana	16	211	13.19
7. Sacramento State	16	210	13.13
8. Weber State	16	209	13.06
9. Eastern Washington	16	202	12.63

SCORING DEFENSE

	G	Pts.	Avg.
1. Montana	16	1,018	63.6
2. Portland State	16	1,045	65.3
3. Weber State	16	1,047	65.4
4. Northern Colorado	16	1,053	65.8
5. Montana State	16	1,138	71.1
6. Idaho State	16	1,164	72.8
7. Northern Arizona	16	1,166	72.9
8. Eastern Washington	16	1,169	73.1
9. Sacramento State	16	1,219	76.2

3-POINT FIELD GOAL PCT DEFENSE

	FG	FGA	Pct.
1. Portland State	74	254	.291
2. Weber State	71	229	.310
3. Idaho State	87	269	.323
4. Sacramento State	99	297	.333
5. Northern Colorado	94	281	.335
6. Eastern Washington	90	266	.338
7. Montana State	87	255	.341
8. Northern Arizona	89	251	.355
9. Montana	129	350	.369

ASSIST-TO-TURNOVER RATIO

	Ast.	TO	Ratio
1. Idaho State	251	218	1.15
2. Portland State	271	249	1.09
3. Northern Arizona	242	230	1.05
4. Montana	211	201	1.05
5. Northern Colorado	241	250	0.96
6. Montana State	238	247	0.96
7. Weber State	209	242	0.86
8. Sacramento State	210	258	0.81
9. Eastern Washington	202	269	0.75

SCORING MARGIN

	Off.	Def.	Mar.
1. Montana	74.5	63.6	+10.9
2. Portland State	75.1	65.3	+9.8
3. Montana State	76.2	71.1	+5.1
4. Idaho State	76.7	72.8	+3.9
5. Northern Colorado	67.0	65.8	+1.2
6. Weber State	65.1	65.4	-0.4
7. Northern Arizona	66.4	72.9	-6.5
8. Eastern Washington	61.9	73.1	-11.2
9. Sacramento State	63.3	76.2	-12.9

3-POINT FIELD GOALS MADE

	G	3FG	Avg.
1. Northern Colorado	16	111	6.94
2. Idaho State	16	103	6.44
3. Sacramento State	16	98	6.13
4. Montana	16	95	5.94
5. Portland State	16	91	5.69
6. Montana State	16	88	5.50
7. Weber State	16	82	5.13
8. Northern Arizona	16	78	4.88
9. Eastern Washington	16	74	4.63

TURNOVER MARGIN

	Own	Opp.	Mar.
1. Portland State	15.6	18.6	+3.06
2. Northern Arizona	14.4	17.1	+2.75
3. Montana State	15.4	18.0	+2.56
4. Montana	12.6	13.8	+1.19
5. Weber State	15.1	16.1	+1.00
6. Idaho State	13.6	12.3	-1.31
7. Sacramento State	16.1	14.3	-1.81
8. Northern Colorado	15.6	12.2	-3.44
9. Eastern Washington	16.8	12.8	-4.00

FIELD GOAL PERCENTAGE

	FG	FGA	Pct.
1. Montana	418	947	.441
2. Portland State	444	1,013	.438
3. Idaho State	405	932	.435
4. Northern Colorado	364	839	.434
5. Montana State	432	1,011	.427
6. Eastern Washington	360	928	.388
7. Northern Arizona	391	1,010	.387
8. Weber State	370	975	.379
9. Sacramento State	346	917	.377

FREE THROW PERCENTAGE

	FTM	FTA	Pct.
1. Idaho State	314	377	.833
2. Northern Colorado	233	292	.798
3. Montana	261	328	.796
4. Montana State	268	344	.779
5. Sacramento State	223	291	.766
6. Eastern Washington	196	260	.754
7. Northern Arizona	202	276	.732
8. Weber State	219	302	.725
9. Portland State	223	315	.708

BLOCKED SHOTS

	G	Blocks	Avg.
1. Northern Arizona	16	75	4.69
2. Montana	16	72	4.50
3. Eastern Washington	16	66	4.13
4. Idaho State	16	48	3.00
5. Montana State	16	46	2.88
6. Portland State	16	44	2.75
7. Northern Colorado	16	26	1.63
8. Sacramento State	16	25	1.56
9. Weber State	16	21	1.31

FIELD GOAL PERCENTAGE DEFENSE

	FG	FGA	Pct.
1. Montana	335	933	.359
2. Northern Colorado	371	956	.388
3. Weber State	358	919	.390
4. Portland State	362	926	.391
5. Montana State	403	945	.426
6. Idaho State	459	1,072	.428
7. Northern Arizona	400	925	.432
8. Eastern Washington	408	930	.439
9. Sacramento State	434	966	.449

REBOUNDING MARGIN

	Own	Opp.	Mar.
1. Montana	40.2	34.4	+5.8
2. Portland State	39.7	37.2	+2.4
3. Northern Colorado	36.0	34.1	+1.9
4. Montana State	38.4	37.2	+1.2
5. Eastern Washington	36.6	36.4	+0.2
6. Idaho State	37.4	37.8	-0.4
7. Weber State	38.9	39.9	-0.9
8. Sacramento State	35.1	39.1	-3.9
9. Northern Arizona	34.9	41.3	-6.4

STEALS

	G	Steals	Avg.
1. Portland State	16	162	10.13
2. Montana State	16	138	8.63
3. Northern Arizona	16	114	7.13
4. Sacramento State	16	111	6.94
5. Eastern Washington	16	101	6.31
Montana	16	101	6.31
Weber State	16	101	6.31
8. Northern Colorado	16	85	5.31
9. Idaho State	16	76	4.75

Mountain West/Big Sky Conference Champions

Season	Regular Season	Tournament	Player of the Year	Coach of the Year
1982-83	Montana	Montana	Not selected until 1991	Robin Selvig, UM
1983-84	Montana	Montana		Robin Selvig, UM
1984-85	Idaho	Idaho		Pat Dobratz, UI
1985-86	Montana	Montana		Robin Selvig, UM
1986-87	Montana	Eastern Washington		Robin Selvig, UM
1987-88	Montana	Montana		Robin Selvig, UM
1988-89	Montana	Montana		Robin Selvig, UM
1989-90	Montana	Montana		Robin Selvig, UM
1990-91	Montana	Montana	Shannon Cate, UM	Robin Selvig, UM
1991-92	Boise State	Montana	Shannon Cate, UM	Robin Selvig, UM
1992-93	Montana/Montana State	Montana State	Cass Bauer, MSU	Judy Spoelstra, MSU
1993-94	Montana/Boise State	Montana	Ann Lake, UM/Lidiya Varbanova, BSU	R. Selvig, UM/J. Dougherty, BSU
1994-95	Montana	Montana	Michelle Schultz, BSU	Robin Selvig, UM
1995-96	Montana	Montana	Greta Koss, UM	Robin Selvig, UM/C. Taylor, WSU
1996-97	Montana	Montana	Blythe Hommes, MSU	Robin Selvig, UM
1997-98	Montana/N. Arizona	Montana	Skyla Sisco, UM	Meg Sanders, NAU
1998-99	Cal State Northridge	Cal State-Northridge	Tennyson Ballek, MSU	Frozena Jerro, CSUN
1999-00	Montana	Montana	Linda Weyler, UM	Ardie McInnelly, ISU
2000-01	Idaho State	Idaho State	Mandi Carver, ISU	Ardie McInnelly, ISU
2001-02	Weber State	Weber State	Stephanie Stanger, WSU/Jessica Blake, MSU	Carla Taylor, WSU
2002-03	Weber State/Montana St.	Weber State	Julie Gjertsen, WSU/Isabel Stubbs, MSU	Carla Taylor, WSU
2003-04	Montana	Montana	Brooklynn Lorenzen, UM	R. Selvig, UM/Jon Newlee, ISU
2004-05	Montana	Montana	Hollie Tyler, UM/Julie Gjertsen, WSU	Robin Selvig, UM
2005-06	Idaho State	Northern Arizona	Andrea Lightfoot, ISU	Jon Newlee, ISU
2006-07	Montana	Idaho State	Mandy Morales, UM	Robin Selvig, UM
2007-08	Montana	Montana	Natalie Doma, ISU	Robin Selvig, UM

Montana in Conference Tournaments

1982-83	S	UM 75, MSU 57	1990-91	S	UM 91, ISU 48	1998-99	Q	UM 62, WSU 46
(at UM)	C	UM 66, WSU 63	(at UM)	C	UM 77, MSU 49	(at CSUN)	S	PSU 64, UM 51
1983-84	S	UM 84, MSU 66	1991-92	S	UM 73, MSU 69	1999-00	S	UM 70, WSU 60
(at UM)	C	UM 77, EWU 62	(at BSU)	C	UM 82, BSU 67	(at UM)	C	UM 66, CSUN 53
1984-85	S	UM 66, EWU 65	1992-93	S	UM 70, BSU 68	2000-01	Q	UM 76, EWU 55
(at UI)	C	UI 80, UM 57	(at MSU)	C	MSU 64, UM 57	(at ISU)	S	UM 84, MSU 67
1985-86	S	UM 63, MSU 59	1993-94	S	UM 74, NAU 41		C	ISU 68, UM 59
(at UM)	C	UM 65, EWU 39	(at UM)	C	UM 81, BSU 65	2001-02	Q	UM 86, PSU 52
1986-87	S	UM 64, MSU 56	1994-95	S	UM 72, EWU 45	(at WSU)	S	MSU 61, UM 54 (ot)
(at UM)	C	EWU 77, UM 74	(at UM)	C	UM 75, MSU 57	2002-03	Q	UM 65, NAU 58
1987-88	S	UM 73, BSU 54	1995-96	S	UM 72, MSU 58	(at WSU)	S	MSU 70, UM 64
(at UM)	C	UM 79, EWU 53	(at UM)	C	UM 72, WSU 60	2003-04	S	UM 81, EWU 54
1988-89	S	UM 76, WSU 59	1996-97	S	UM 73, NAU 42	(at UM)	C	UM 66, ISU 62
(at UM)	C	UM 63, UI 49	(at UM)	C	UM 52, MSU 49	2004-05	S	UM 78, ISU 67
1989-90	S	UM 72, EWU 61	1997-98	S	UM 66, MSU 50	(at UM)	C	UM 80, WSU 64
(at UM)	C	UM 64, UI 49	(at UM)	C	UM 58, NAU 48	2005-06	S	NAU 73, UM 66
						(at ISU)		
						2006-07	S	NAU 64, UM 59
						(at UM)		
						2007-08	S	UM 94, PSU 80
						(at UM)	C	UM 101, MSU 65

1982-83:
Montana's first
postseason
conference
championship
and NCAA
tournament
team

(Note: From 1982-83 through 1987-88, Montana played in the Mountain West Conference. From 1988-89 to the present it has played in the Big Sky Conference. Q - quarterfinal, S - semifinal, C - championship.)






LADY GRIZ HISTORY

Season Summaries/Coaching History

Year	Overall	Home	Away	Neut.	Conf.	Home	Away	Non-Conf.	Home	Away	Neut.	Post.
1974-75	11-8											
1975-76	10-13											
1976-77	4-14	4-5	0-9		1-9							
1977-78	7-13	4-3	3-10		3-10							
1978-79	13-13	7-3	5-7	1-3	5-6	4-3	1-3	8-6	3-0	4-4	1-2	0-1
1979-80	19-10	13-2	4-6	2-2	7-6	4-2	3-4	11-2	9-0	1-1	1-1	1-2
1980-81	22-8	14-4	8-4	0-0	9-3	5-2	4-1	12-4	8-1	4-3	0-0	1-1
1981-82	22-5	12-1	10-3	0-1	12-0	5-0	7-0	10-4	7-1	3-3	0-0	0-1
1982-83	26-4	16-0	10-3	0-1	13-1	7-0	6-1	11-2	7-0	4-1	0-1	2-1
1983-84	26-4	15-0	10-1	1-3	14-0	7-0	7-0	9-3	5-0	3-0	1-3	3-1
1984-85	22-10	11-1	8-5	3-4	11-3	6-1	5-2	10-3	5-0	3-2	2-1	1-4
1985-86	27-4	15-0	10-3	2-1	13-1	7-0	6-1	11-2	5-0	4-1	2-1	3-1
1986-87	26-5	15-1	9-2	2-2	12-0	6-0	6-0	12-2	8-0	3-2	1-0	2-3
1987-88	28-2	17-1	11-1	0-0	15-1	8-0	7-1	11-0	7-0	4-0	0-0	2-1
1988-89	27-4	16-0	10-4	1-0	16-0	8-0	8-0	8-3	5-0	2-3	1-0	3-1
1989-90	27-3	14-2	12-0	1-1	16-0	8-0	8-0	9-2	4-1	4-0	1-1	2-1
1990-91	26-4	16-1	9-2	1-1	16-0	8-0	8-0	8-3	6-0	1-2	1-1	2-1
1991-92	23-7	10-1	11-5	2-1	13-3	7-1	6-2	7-3	3-0	3-2	1-1	3-1
1992-93	23-5	14-0	7-5	2-0	13-1	7-0	6-1	9-3	7-0	1-3	1-0	1-1
1993-94	25-5	17-0	8-5	0-0	12-2	7-0	5-2	10-2	7-0	3-2	0-0	3-1
1994-95	26-7	16-2	8-3	2-2	12-2	7-0	5-2	11-4	7-2	2-1	2-1	3-1
1995-96	24-5	16-0	8-4	0-1	13-1	7-0	6-1	9-3	7-0	2-3	0-0	2-1
1996-97	25-4	14-2	10-1	1-1	16-0	8-0	8-0	7-3	4-2	2-1	1-0	2-1
1997-98	24-6	13-1	9-5	2-0	15-1	8-0	7-1	7-4	3-1	2-3	2-0	2-1
1998-99	12-16	9-6	2-8	1-2	7-9	5-3	2-6	4-6	4-3	0-2	0-1	1-1
1999-00	22-8	15-2	7-6	0-0	13-3	8-0	5-3	7-4	5-2	2-2	0-0	2-1
2000-01	21-9	13-2	6-7	2-0	11-5	7-1	4-4	8-3	6-1	2-2	0-0	2-1
2001-02	19-10	10-3	5-6	4-1	10-4	6-1	4-3	8-5	4-2	1-3	3-0	1-1
2002-03	20-10	12-2	6-7	2-1	10-4	6-1	4-3	9-4	6-1	2-3	1-0	1-2
2003-04	27-5	17-1	8-3	2-1	14-0	7-0	7-0	13-5	10-1	1-3	2-1	2-1
2004-05	22-8	13-3	8-4	1-1	13-1	6-1	7-0	9-7	7-2	1-4	1-1	2-1
2005-06	21-7	12-2	8-4	1-1	10-4	5-2	5-2	11-3	7-0	3-2	1-1	0-1
2006-07	27-4	15-1	11-3	1-0	15-1	8-0	7-1	12-3	7-1	4-2	1-0	0-2
2007-08	25-7	17-0	6-6	2-1	13-3	8-0	5-3	12-4	9-0	1-3	2-1	2-1
Totals	729-247 (.747)	422-52 (.890)	247-142 (.635)	39-32 (.549)	373-84 (.816)	200-18 (.917)	169-47 (.782)	283-102 (.735)	182-21 (.897)	72-63 (.533)	29-18 (.617)	51-38 (.573)

<i>Coach</i>	<i>Years</i>	<i>Record</i>	<i>Winning percentage</i>
Diane Westbrook	1 (1974-75)	11-8	.579
Barbara Eisenbarth	1 (1975-76)	10-13	.435
Eddye McClure	2 (1976-77 to 1977-78)	11-27	.289
Robin Selvig	29 (1978-79 to present)	697-199	.778



NCAA Tournament History

Year	Round	Seed	Opponent (seed)	Location	Result	Attn.	UM's leading scorer
1982-83	1st		Louisiana-Monroe	Monroe, La.	L, 53-72	2,761	Juli Eckmann (23)
1983-84	1st	No. 4	Oregon State (5)	Missoula, Mont.	W, 56-47	4,093	C. Bratt/D. Hasquet (13)
	2nd		Southern Cal (1)	Los Angeles, Calif.	L, 51-76	3,718	Cheri Bratt (21)
1985-86	1st	No. 8	Utah (9)	Missoula, Mont.	W, 58-46	2,267	Cheryl Brandell (14)
	2nd		Southern Cal (1)	Los Angeles, Calif.	L, 50-81	857	Marti Leibenguth (13)
1987-88	2nd	No. 4	Stanford (5)	Missoula, Mont.	L, 72-74 (ot)	8,709	Marti Leibenguth (27)
1988-89	1st	No. 10	Cal State-Fullerton (7)	Missoula, Mont.	W, 82-67	6,074	Jeanne McNulty (22)
	2nd		Texas (2)	Austin, Texas	L, 54-83	9,108	Jeanne McNulty (14)
1989-90	1st	No. 8	Hawaii (9)	Missoula, Mont.	L, 78-83	8,407	Jeanne McNulty (30)
1990-91	1st	No. 11	Iowa (6)	Missoula, Mont.	L, 53-64	8,575	Shannon Cate (36)
1991-92	1st	No. 11	Wisconsin (6)	Madison, Wis.	W, 85-74	8,353	Shannon Cate (34)
	2nd		Southern Cal (3)	Los Angeles, Calif.	L, 59-71	1,059	Shannon Cate (26)
1993-94	1st	No. 7	UNLV (10)	Missoula, Mont.	W, 77-67	7,992	Ann Lake (20)
	2nd		Stanford (2)	Palo Alto, Calif.	L, 62-66	5,187	Trish Olson (14)
1994-95	1st	No. 12	San Diego State (5)	San Diego, Calif.	W, 57-46	3,164	Jody Hinrichs (16)
	2nd		Purdue (4)	San Diego, Calif.	L, 51-62	1,423	Sherri Brooks (17)
1995-96	1st	No. 12	N.C. State (5)	Tuscaloosa, Ala.	L, 68-77	2,073	Sherri Brooks (27)
1996-97	1st	No. 9	Texas Tech	Palo Alto, Calif.	L, 45-47	7,291	Greta Koss (19)
1997-98	1st	No. 14	Florida (3)	Gainesville, Fla.	L, 64-85	2,902	Linda Cummings (15)
1999-2000	1st	No. 16	Georgia (1)	Athens, Ga.	L, 46-74	4,110	Cheryl Keller (15)
2003-04	1st	No. 12	Louisiana Tech (5)	Missoula, Mont.	L, 77-81	7,413	Julie Deming (29)
2004-05	1st	No. 12	Vanderbilt (5)	Seattle, Wash.	L, 44-67	3,203	Lynsey Monaco (10)
2007-08	1st	No. 13	Vanderbilt (4)	Albuquerque, N.M.	L, 47-75	9,613	Mandy Morales (11)

17 appearances, 23 games, 6-17 record (4-4 home, 2-8 away, 0-5 neutral)

THE LAST TRIP: MARCH 22, 2008 ... VANDERBILT 75, MONTANA 47



1974-75

• Record: 11-8 •

Coach: Diane Westbrook (1st year)

Date	Opponent	Result
1.10	vs. Montana State #	W, 60-45
1.11	at Flathead Valley CC	W, 62-57
1.18	Washington State	L, 31-52
1.25	Carroll	W, 49-30
2.5	Flathead Valley CC	W, 54-25
2.8	at Montana State	W, 44-42
	at Eastern Washington	L, 51-54
	at North Idaho JC	W, 47-22
2.14	vs. Central Washington \$	L, 42-48
2.15	vs. Washington \$	L, 50-57
2.17	Montana-Western	W, 74-49
2.20	vs. Carroll %	W, 76-36
2.21	vs. Flathead Valley CC %	L, 47-65
2.21	vs. Montana-Western %	W, 73-49
2.22	vs. Rocky Mountain %	W, 66-49
2.27	Eastern Oregon !	L, 38-70
2.27	Montana State !	W, 66-42
2.28	Eastern Washington !	L, 40-49
3.1	Central Washington !	L, 42-48

Game played at Kalispell, Mont.

\$ Game played at Pullman, Wash.

% Montana Women's Intercollegiate Sports Association Tournament, Bozeman, Mont.

! Northwest Collegiate Women's Sports Association Tournament, Missoula, Mont.

1975-76

• Record: 9-13 •

Coach: Barbara Eisenbarth (1st year)

Date	Opponent	Result
12.12	Montana State	L, 55-58
12.13	Flathead Valley CC	L, 47-55
1.5	Lethbridge CC	W, 69-54
1.9	at Seattle Pacific	L, 51-57
1.10	at Pacific Lutheran	W, 71-50
1.15	at Washington State	L, 51-63
1.16	vs. Washington #	L, 38-86
1.23	at Montana State	L, 53-64
1.24	vs. Rocky Mountain \$	W, 82-43
1.24	vs. Carroll \$	L, 55-56
1.30	Idaho %	W, 49-29
1.31	Eastern Washington %	W, 52-38
2.4	vs. Whitworth !	W, 85-45
2.4	at Flathead Valley CC	L, 53-77
2.6	at Boise State	L, 35-66
2.14	vs. MSU Northern @	W, 45-40
2.26	vs. MSU Billings ^	L, 51-72
2.27	vs. MSU Northern ^	W, 66-34
2.28	vs. MSU Billings ^	L, 72-54
3.6	vs. Central Washington &	L, 50-64
3.7	vs. Idaho &	L, 41-53
3.8	vs. Eastern Washington &	W, 67-47

Game played at Pullman, Wash.

\$ Game played at Bozeman, Mont.

% Montana Tournament, Missoula, Mont.

! Game played at Kalispell, Mont.

@ Game played at Butte, Mont.

^ Montana State Championship, Butte, Mont.

& Eastern Area Qualifying

1976-77

• Record: 4-14 •

Coach: Eddy McClure (1st year)

Date	Opponent	Result
12.9	Seattle Pacific	L, 47-70
12.10	Flathead Valley CC	L, 56-77
12.11	Carroll	W, 82-42
1.7	Washington State *	L, 53-59
1.8	Boise State *	L, 35-66
1.13	at Central Washington	L, 58-70
1.14	at Eastern Washington *	L, 47-62
1.19	at Flathead Valley CC	L, 46-69
1.22	Montana State *	L, 61-80
1.28	Idaho	W, 56-51
1.29	Carroll	W, 66-40
2.2	at Flathead Valley CC	L, 59-81
2.5	Eastern Washington *	W, 60-44
2.11	at Portland State *	L, 44-68
2.12	Oregon State # *	L, 40-42
2.18	at Western Washington *	L, 41-91
2.19	at Washington *	L, 48-71
2.25	at Montana State *	L, 58-59

Game played at Kalispell, Mont.

* NWBL game

1977-78

• Record: 7-13 •

Coach: Eddy McClure (2nd year)

Date	Opponent	Result
12.28	vs. Weber State #	L, 56-79
12.29	vs. North Dakota #	W, 64-48
12.30	vs. North Dakota State #	W, 58-49
1.6	Washington State *	L, 40-78
1.7	Boise State *	L, 52-66
1.10	Alaska-Anchorage \$ *	L, 57-63
1.11	Alaska-Anchorage *	W, 46-43
1.17	MSU Billings	W, 48-41
1.20	at Washington State *	W, 68-51
1.21	at Boise State *	L, 47-62
1.24	at Flathead Valley CC	L, 56-70
1.28	Montana State *	W, 69-60
2.3	at Montana Tech	W, 58-52
2.11	Portland State *	L, 43-52
2.17	at Western Washington *	L, 41-84
2.18	at Washington *	L, 58-88
2.25	at Montana State *	L, 59-66
3.2	at Oregon *	L, 42-67
3.3	at Oregon State *	L, 41-58
3.4	at Western Oregon	L, 49-58

Montana State Tournament, Bozeman, Mont.

\$ UAA forfeited due to league violation

* NWBL game



1978-79

• Record: 13-13 •

Coach: Robin Selvig (1st year)

Date	Opponent	Result
12.1	at Utah State	L, 49-70
12.2	at Weber State	L, 59-86
12.6	at Montana Tech	W, 69-48
12.9	Idaho State	W, 53-52
12.28	vs. Washington State #	L, 46-62
12.29	vs. Flathead Valley CC #	W, 53-42
12.30	vs. Colorado #	L, 55-78
1.6	at MSU Northern	W, 78-62
1.12	at Seattle	L, 47-54
1.13	at Portland State *	L, 67-77
1.18	Washington State *	L, 35-57
1.20	Boise State *	W, 60-45
1.25	Montana Tech	W, 77-48
1.26	at Montana State *	W, 61-58
1.30	Flathead Valley CC	W, 68-39
2.2	Oregon *	L, 52-64
2.3	Oregon State *	L, 56-75
2.7	at Flathead Valley CC	W, 60-41
2.9	Washington *	W, 68-53
2.10	Western Washington *	W, 53-45
2.15	at Boise State *	L, 47-54
2.17	at Washington State *	L, 57-71
2.23	at MSU Billings	L, 56-64
2.24	at Great Falls	W, 56-46
3.3	Montana State *	W, 56-52
3.8	vs. Seattle \$	L, 40-46

Montana State Tournament, Bozeman, Mont.

\$ NWBL Tournament, Bozeman, Mont.

* Northwest Women's Basketball League game

1978-79 Northwest Women's Basketball League Standings

Mountain Division	NWBL	Overall
Washington State	8-3	20-4
Montana	5-6	13-13
Montana State	5-6	9-16
Boise State	3-8	8-15
Coast Division	NWBL	Overall
Oregon	12-0	20-0
Oregon State	8-4	12-5
Western Washington	6-6	16-9
Washington	4-8	16-12
Portland State	1-11	11-14

**1979-80**

• Overall Record: 19-10 •
Coach: Robin Selvig (2nd year)

Date	Opponent	Result
11.23	MSU Northern	W, 62-41
11.24	Carroll	W, 66-40
11.30	Montana-Western	W, 71-38
12.1	Montana Tech	W, 82-37
12.7	Weber State	W, 68-57
12.8	Utah State	W, 73-62
12.14	Washington *	L, 52-53
12.15	Great Falls	W, 46-33
12.28	vs. Colorado State #	L, 66-72
12.29	vs. Idaho State #	W, 66-50
1.5	MSU Billings	W, 68-45
1.10	at Washington State *	W, 58-56
1.11	at Eastern Washington *	L, 44-63
1.18	Boise State *	W, 75-52
1.19	Seattle *	W, 75-61
1.21	at Montana Tech	W, 75-46
1.25	Montana State *	W, 69-67
1.31	at Oregon *	L, 51-76
2.2	at Oregon State *	L, 62-82
2.6	Rocky Mountain	W, 67-43
2.9	at Boise State *	L, 54-58
2.15	Washington State *	W, 62-39
2.17	Eastern Washington *	L, 62-66
2.21	at Western Oregon	L, 50-61
2.23	at Portland State *	W, 59-45
3.1	at Montana State *	W, 65-60
3.4	vs. Washington \$	W, 52-43
3.5	at Oregon \$	L, 41-77
3.6	vs. Eastern Washington \$	L, 51-62

Montana State Tournament, Bozeman, Mont.

\$ NWBL Tournament, Eugene, Ore.

* Northwest Women's Basketball League game

**1980-81**

• Record: 22-8 •
Coach: Robin Selvig (3rd year)

1st conference championship		
Date	Opponent	Result
11.28	Carroll	W, 64-35
11.29	Great Falls	W, 79-40
12.2	at Weber State	W, 74-62
12.3	at Utah State	L, 62-63
12.9	Gonzaga	W, 82-55
12.12	Idaho State	W, 59-46
12.13	MSU Northern	W, 70-46
12.19	at St. Mary's	W, 74-51
12.20	at Stanford	W, 65-49
12.22	at San Francisco	L, 50-61
1.6	Iowa #	W, 63-54
1.7	Washington #	L, 59-64
1.10	Alaska-Anchorage	W, 81-51
1.11	Alaska-Anchorage	W, 68-52
1.15	Washington State *	W, 74-64
1.17	Eastern Washington *	W, 72-38
1.23	at Boise State *	W, 57-45
1.24	at Idaho State	L, 52-59
1.30	at Washington *	L, 60-61
1.31	at Seattle	W, 61-44
2.5	Oregon *	L, 57-89
2.7	Oregon State *	L, 69-77
2.12	at Montana State *	W, 73-53
2.19	Portland State *	W, 80-64
2.21	Boise State *	W, 65-55
2.26	at Eastern Washington *	W, 61-54
2.27	at Washington State *	W, 52-46
3.7	Montana State *	W, 80-70 ot
3.14	Oregon State \$	L, 54-72
3.15	Washington \$	W, 56-45

Lady Griz Classic, Missoula, Mont.

\$ AIAW Region IX Tournament, Missoula, Mont.

* Northwest Women's Basketball League game

**1981-82**

• Record: 22-5 •
Coach: Robin Selvig (4th year)

2nd conference championship 1st national tournament		
Date	Opponent	Result
11.28	Great Falls	W, 77-36
12.1	at Carroll	W, 90-57
12.4	at Alaska-Anchorage *	W, 70-47
12.5	at Alaska-Anchorage *	W, 69-46
12.10	Montana-Western	W, 57-47
12.11	Montana Tech	W, 82-53
12.12	Weber State	W, 72-61
12.18	at Utah	W, 58-48
12.19	at Brigham Young	L, 66-76
1.2	Carroll	W, 68-35
1.5	Stanford #	W, 65-52
1.6	Drake #	L, 65-71
1.14	Montana State *	W, 88-60
1.15	Washington	W, 67-62
1.22	at Eastern Washington *	W, 67-57
1.23	at Washington State *	W, 57-52
1.29	at Boise State *	W, 60-42
2.4	Portland State *	W, 80-47
2.9	at Gonzaga	W, 70-45
2.18	at Montana State *	W, 60-48
2.20	Boise State *	W, 59-50
2.25	Washington State *	W, 56-46
2.27	Eastern Washington *	W, 52-50
3.3	at Portland State *	W, 73-57
3.5	at Oregon State	L, 65-72
3.6	at Oregon	L, 56-70
3.21	vs. Wayland Baptist \$	L, 52-57

Lady Griz Classic, Missoula, Mont.

\$ AIAW Tournament, Berkeley, Calif.

* Northwest Women's Basketball League game

1979-80 Northwest Women's Basketball League Standings

Mountain Division	NWBL	Overall
Eastern Washington	9-4	26-11
Montana	7-6	19-10
Montana State	4-9	12-15
Boise State	3-10	9-15
Washington State	3-10	6-21

Coast Division	NWBL	Overall
Oregon	13-0	24-5
Oregon State	11-2	20-8
Seattle University	5-8	16-14
Washington	5-8	14-14
Portland State	5-8	9-16

1980-81 Northwest Women's Basketball League Standings

Mountain Division	NWBL	Overall
Montana	9-3	22-8
Montana State	5-7	14-11
Washington State	4-8	12-16
Eastern Washington	4-8	11-18
Boise State	3-9	8-19

Coast Division	NWBL	Overall
Oregon	11-0	25-7
Oregon State	9-2	22-6
Washington	6-5	19-12
Portland State	1-10	7-17

1981-82 Northwest Women's Basketball League Standings

AIAW Division	NWBL	Overall
Montana	12-0	22-5
Eastern Washington	8-4	19-9
Washington State	8-4	15-14
Boise State	7-5	15-13
Montana State	4-8	10-18
Portland State	2-10	6-23
Alaska Anchorage	1-11	11-18

Open Division	NWBL	Overall
Oregon	4-0	21-5
Oregon State	2-2	20-8
Washington	0-4	16-10

**1982-83**

• Record: 26-4 •

Coach: Robin Selvig (5th year)

3rd conference championship
1st postseason conference championship
2nd national tournament

Date	Opponent	Result
11.20	Washington State	W, 69-59
11.22	Carroll	W, 74-28
11.23	Great Falls	W, 88-52
11.29	MSU Billings	W, 55-42
11.30	at Montana Tech	W, 68-59
12.3	vs. Arkansas #	L, 43-55
12.4	at California #	W, 56-55
12.6	at Pacific	L, 77-79 <i>ot</i>
12.11	Brigham Young	W, 72-57
12.17	at Washington State	W, 65-44
1.4	Utah State \$	W, 85-34
1.5	Cal State Fullerton \$	W, 64-41
1.8	at Washington	W, 63-59
1.14	at Weber State *	W, 73-70 <i>ot</i>
1.15	at Idaho State *	W, 66-61
1.21	at Montana State *	W, 63-49
1.28	Idaho *	W, 73-58
1.29	Boise State *	W, 69-46
2.3	at Eastern Washington *	W, 70-63 <i>ot</i>
2.5	at Portland State *	W, 65-62 <i>ot</i>
2.11	Weber State *	W, 71-65 <i>ot</i>
2.12	Idaho State *	W, 78-57
2.18	Montana State *	W, 66-51
2.24	at Idaho *	L, 58-64
2.26	at Boise State *	W, 55-46
3.4	Portland State *	W, 66-56
3.6	Eastern Washington *	W, 53-46
3.11	Montana State %	W, 75-57
3.12	Weber State %	W, 66-63
3.15	at Louisiana-Monroe !	L, 53-72

California Tournament, Berkeley, Calif.

\$ Lady Griz Classic, Missoula, Mont.

% Mountain West Tournament, Missoula, Mont.

! NCAA Tournament

* Mountain West Conference game

**1982-83 Mountain West
Conference Standings**

	MWC	Overall
Montana [NCAA]	13-1	26-4
Weber State	11-3	22-10
Idaho	8-6	18-10
Montana State	6-8	11-16
Portland State	6-8	12-15
Eastern Washington	5-9	11-16
Boise State	4-10	10-16
Idaho State	3-11	8-18

**1983-84**

• Record: 26-4 •

Coach: Robin Selvig (6th year)

4th conference championship
2nd postseason conference championship
3rd national tournament

Date	Opponent	Result
11.17	vs. Penn State #	L, 65-73
11.18	at Wyoming #	W, 77-48
11.21	at Nevada	W, 91-61
11.25	MSU Billings	W, 75-42
11.29	Washington State	W, 70-55
12.3	Great Falls	W, 79-62
12.6	at Washington State	W, 77-59
12.18	vs. Kansas State \$	L, 62-64 <i>ot</i>
12.19	vs. Utah \$	W, 54-49
12.20	vs. Oregon \$	L, 60-62
1.5	Calgary %	W, 90-54
1.6	Colorado State %	W, 68-46
1.9	Washington	W, 59-58
1.13	Montana State *	W, 76-53
1.20	at Eastern Washington *	W, 63-47
1.21	at Idaho *	W, 60-56
1.27	Boise State *	W, 63-45
1.28	Portland State *	W, 75-51
2.3	at Idaho State *	W, 64-37
2.4	at Weber State *	W, 74-52
2.10	at Montana State *	W, 66-54
2.17	Idaho *	W, 69-64
2.18	Eastern Washington *	W, 88-70
2.23	at Portland State *	W, 53-38
2.25	at Boise State *	W, 71-57
3.2	Weber State *	W, 80-44
3.4	Idaho State *	W, 82-50
3.9	Montana State !	W, 84-66
3.10	Eastern Washington !	W, 77-62
3.18	Oregon State @	W, 56-47
3.22	at Southern Cal @	L, 51-76

Wyoming Tournament, Laramie, Wyo.

\$ Portland State Tournament, Portland, Ore.

% Lady Griz Classic, Missoula, Mont.

! Mountain West Tournament, Missoula, Mont.

@ NCAA Tournament

* Mountain West Conference game

**1983-84 Mountain West
Conference Standings**

	MWC	Overall
Montana [NCAA]	14-0	26-4
Eastern Washington	12-2	21-7
Idaho	9-5	21-9
Montana State	8-6	16-10
Weber State	6-8	12-15
Boise State	4-10	11-16
Portland State	2-12	4-23
Idaho State	1-13	7-19

**1984-85**

• Record: 22-10 •

Coach: Robin Selvig (7th year)

4th national tournament

Date	Opponent	Result
11.19	Washington State	W, 72-52
11.24	Great Falls	W, 71-60
12.3	Nevada	W, 72-46
12.7	vs. Utah State #	W, 64-50
12.8	vs. North Dakota #	L, 46-49
12.15	Colorado \$	W, 61-44
12.16	Minnesota \$	W, 83-71
12.18	at Washington State	W, 71-56
12.20	at Washington	L, 57-69
12.21	at Puget Sound	W, 74-43
1.2	at California	L, 63-74
1.4	vs. Pacific %	W, 92-69
1.5	at UC Santa Clara %	W, 66-65 <i>ot</i>
1.11	at Eastern Washington *	L, 74-89
1.12	at Idaho *	L, 76-85
1.18	Portland State *	W, 77-48
1.19	Boise State *	W, 72-60
1.25	at Weber State *	W, 84-49
1.26	at Idaho State *	W, 94-76
2.1	Montana State *	W, 69-47
2.8	Idaho *	L, 76-78
2.9	Eastern Washington *	W, 78-71 <i>ot</i>
2.14	at Boise State *	W, 58-40
2.16	at Portland State *	W, 72-55
2.22	Idaho State *	W, 91-69
2.23	Weber State *	W, 70-54
3.1	at Montana State *	W, 80-49
3.8	vs. Eastern Washington !	W, 66-65
3.9	at Idaho !	L, 57-80
3.21	Florida @	L, 49-70
3.22	West Texas A&M @	L, 66-71
3.24	West Virginia @	L, 60-62

MSU-Billings Tournament, Billings, Mont.

\$ Lady Griz Classic, Missoula, Mont.

% UC Santa Clara Tournament, Santa Clara, Calif.


! Mountain West Tournament, Moscow, Idaho

@ WNIT, Amarillo, Texas

* Mountain West Conference game

**1984-85 Mountain West
Conference Standings**

	MWC	Overall
Idaho [NCAA]	13-1	28-2
Montana	11-3	22-10
Eastern Washington	11-3	20-7
Weber State	5-9	8-20
Boise State	5-9	13-14
Portland State	4-10	11-16
Idaho State	4-10	10-16
Montana State	3-11	7-19

**1985-86**

• Record: 27-4 •

Coach: Robin Selvig (8th year)

5th conference championship

3rd postseason conference championship

5th national tournament

Date	Opponent	Result
11.22	MSU Billings	W, 68-53
11.23	MSU Northern	W, 79-47
11.29	Washington	W, 63-51
12.6	vs. Brigham Young #	L, 67-71
12.7	vs. Seattle #	W, 75-47
12.13	Pepperdine \$	W, 62-41
12.14	LaSalle \$	W, 69-61
12.19	at Colorado State	W, 79-50
12.21	at Wyoming	W, 79-62
12.30	at Saint Mary's	W, 61-52
1.1	at San Jose State	L, 60-67
1.3	vs. Chapman %	W, 50-40
1.4	San Francisco %	W, 74-57
1.10	Eastern Washington *	W, 65-52
1.11	Portland State *	W, 61-45
1.17	at Weber State *	W, 87-69
1.18	at Idaho State *	W, 60-48
1.24	Idaho *	W, 70-53
1.25	Boise State *	W, 67-50
1.31	Montana State *	W, 69-55
2.6	at Eastern Washington *	L, 51-58
2.7	at Portland State *	W, 66-57
2.14	Idaho State *	W, 86-57
2.15	Weber State *	W, 83-53
2.21	at Boise State *	W, 49-36
2.22	at Idaho *	W, 72-64
2.28	at Montana State *	W, 72-46
3.7	Montana State !	W, 63-59
3.8	Eastern Washington !	W, 65-39
3.12	Utah @	W, 58-46
3.16	at Southern Cal @	L, 50-81

Washington State Tournament, Pullman, Wash.

\$ Lady Griz Classic, Missoula, Mont.

% San Francisco Tournament, San Francisco, Calif.

! Mountain West Tournament, Missoula, Mont.

@ NCAA Tournament

* Mountain West Conference game

**1985-86 Mountain West
Conference Standings**

	MWC	Overall
Montana [NCAA]	13-1	27-4
Idaho	11-3	26-5
Eastern Washington	9-5	15-12
Montana State	7-7	13-13
Boise State	5-9	13-13
Weber State	5-9	11-15
Portland State	4-10	8-18
Idaho State	2-12	5-21

**1986-87**

• Record: 26-5 •

Coach: Robin Selvig (9th year)

6th conference championship

6th national tournament

Date	Opponent	Result
11.28	California	W, 67-62
11.29	MSU Billings	W, 71-45
12.1	Montana-Western	W, 89-46
12.4	Saint Mary's #	W, 80-44
12.5	Calgary #	W, 87-72
12.8	Carroll	W, 72-50
12.13	at Nebraska	W, 55-52
12.14	at Creighton	L, 47-70
12.18	UC-Irvine	W, 70-62
12.20	at Nevada	W, 67-40
12.30	at Washington \$	L, 56-68
12.31	vs. Notre Dame \$	W, 50-48
1.3	Colorado State	W, 70-46
1.9	at Eastern Washington *	W, 76-71
1.10	at Gonzaga	W, 61-43
1.16	Weber State *	W, 65-48
1.17	Idaho State *	W, 85-61
1.23	at Idaho *	W, 65-60
1.24	at Boise State *	W, 66-38
1.30	at Montana State *	W, 59-53
2.7	Eastern Washington *	W, 80-64
2.8	Gonzaga	W, 69-54
2.13	at Idaho State *	W, 77-57
2.14	at Weber State *	W, 87-52
2.19	Boise State *	W, 63-48
2.22	Idaho *	W, 96-53
2.28	Montana State *	W, 58-41
3.6	Montana State %	W, 64-56
3.7	Eastern Washington %	L, 74-77
3.19	vs. Arkansas !	L, 74-92
3.20	vs. DePaul !	W, 75-73
3.21	vs. Stephen F. Austin !	L, 68-78

Lady Griz Classic, Missoula, Mont.

\$ Washington Tournament, Seattle, Wash.

% Mountain West Tournament, Missoula, Mont.

! WNIT, Amarillo, Texas

* Mountain West Conference game

**1986-87 Mountain West
Conference Standings**

	MWC	Overall
Montana	12-0	26-5
Eastern Washington [NCAA]	8-4	18-12
Montana State	7-5	16-12
Weber State	7-5	11-16
Idaho State	3-9	10-15
Idaho	3-9	8-19
Boise State	2-10	10-17

**1987-88**

• Record: 28-2 •

Coach: Robin Selvig (10th year)

7th conference championship

4th postseason conference championship

7th national tournament

Date	Opponent	Result
11.28	MSU Billings	W, 71-56
12.4	Lamar #	W, 77-53
12.5	Oregon #	W, 67-55
12.12	at UC Irvine	W, 76-64
12.14	at U.S. International	W, 75-66
12.19	Washington State	W, 71-54
12.22	Creighton	W, 84-76
12.28	Washington	W, 78-57
1.2	Wyoming	W, 68-57
1.4	at Gonzaga	W, 73-58
1.9	at Utah	W, 62-54
1.14	at Nevada *	W, 67-44
1.16	at Northern Arizona *	W, 62-46
1.22	Eastern Washington *	W, 60-49
1.23	Idaho *	W, 75-31
1.29	at Boise State *	W, 61-52
1.30	at Idaho State *	W, 80-52
2.1	at Weber State *	W, 65-41
2.6	Montana State *	W, 67-59
2.11	Nevada *	W, 66-48
2.13	Northern Arizona *	W, 75-55
2.19	at Idaho *	W, 84-54
2.21	at Eastern Washington *	W, 76-49
2.26	Weber State *	W, 78-40
2.27	Boise State *	W, 60-46
2.29	Idaho State *	W, 72-55
3.5	at Montana State *	L, 56-58
3.11	Boise State \$	W, 73-54
3.12	Eastern Washington \$	W, 79-53
3.20	Stanford %	L, 72-74 or

Lady Griz Classic, Missoula, Mont.

\$ Mountain West Tournament, Missoula, Mont.

% NCAA Tournament

* Mountain West Conference game

**1987-88 Mountain West
Conference Standings**

	MWC	Overall
Montana [NCAA]	15-1	28-2
Montana State	14-2	24-6
Eastern Washington	11-5	17-10
Boise State	10-6	18-10
Northern Arizona	8-8	14-15
Idaho	4-12	7-20
Idaho State	4-12	9-16
Weber State	4-12	8-19
Nevada	2-14	9-18

**1988-89**

• Record: 27-4 •

Coach: Robin Selvig (11th year)

8th conference championship

5th postseason conference championship

8th national tournament

Date	Opponent	Result
11.25	vs. Eastern Illinois #	W, 70-64
11.26	at Kansas State #	L, 65-66
12.2	Pacific \$	W, 82-49
12.3	Nebraska \$	W, 79-61
12.16	at Washington	L, 47-80
12.17	at Portland State	W, 68-58
12.19	at Portland	W, 70-53
12.21	at Washington State	L, 60-62
12.28	Rocky Mountain	W, 82-23
1.1	Utah	W, 69-60
1.2	Gonzaga	W, 74-54
1.5	at Northern Arizona *	W, 69-51
1.7	at Nevada *	W, 69-53
1.13	Idaho *	W, 71-54
1.14	Eastern Washington *	W, 81-47
1.19	at Boise State *	W, 63-59
1.21	at Weber State *	W, 77-66
1.26	Idaho State *	W, 77-47
1.29	Montana State *	W, 75-47
2.3	at Montana State *	W, 84-58
2.10	at Eastern Washington *	W, 75-52
2.11	at Idaho *	W, 60-41
2.17	Nevada *	W, 81-49
2.18	Northern Arizona *	W, 74-58
2.22	Boise State *	W, 82-66
2.25	Weber State *	W, 72-46
3.4	at Idaho State *	W, 60-44
3.10	Weber State %	W, 76-59
3.11	Idaho %	W, 63-49
3.15	Cal State-Fullerton !	W, 82-67
3.18	at Texas !	L, 54-83

Kansas State Tournament, Manhattan, Kan.

\$ Lady Griz Classic, Missoula, Mont.

% Big Sky Tournament, Missoula, Mont.

! NCAA Tournament

* Big Sky Conference game

**1989-90**

• Record: 27-3 •

Coach: Robin Selvig (12th year)

9th conference championship

6th postseason conference championship

9th national tournament

Date	Opponent	Result
11.26	Washington	L, 58-67
12.1	Portland #	W, 81-57
12.2	Kansas State #	W, 77-62
12.8	at Brigham Young	W, 78-69
12.9	at Utah	W, 69-60
12.11	at Southern Utah	W, 71-54
12.17	at Gonzaga	W, 57-44
12.20	vs. San Francisco \$	L, 61-70
12.21	vs. Texas Christian \$	W, 88-45
12.30	Washington State	W, 82-69
12.31	Portland State	W, 76-60
1.5	Boise State *	W, 75-50
1.6	Weber State *	W, 72-56
1.11	at Northern Arizona *	W, 67-59
1.13	at Nevada *	W, 73-53
1.19	Idaho *	W, 80-51
1.20	Eastern Washington *	W, 88-62
1.26	Idaho State *	W, 61-57
1.28	at Montana State *	W, 72-55
2.1	at Boise State *	W, 79-42
2.3	at Weber State *	W, 105-69
2.9	Nevada *	W, 73-34
2.10	Northern Arizona *	W, 81-51
2.15	at Idaho State *	W, 67-47
2.23	at Eastern Washington *	W, 70-60
2.24	at Idaho *	W, 65-54
3.3	Montana State *	W, 66-55
3.9	Eastern Washington %	W, 72-61
3.10	Idaho %	W, 64-49
3.14	Hawaii !	L, 78-83

Lady Griz Classic, Missoula, Mont.

\$ California Tournament, Berkeley, Calif.

% Big Sky Tournament, Missoula, Mont.

! NCAA Tournament

* Big Sky Conference game

**1990-91**

• Record: 26-4 •

Coach: Robin Selvig (13th year)

10th conference championship

7th postseason conference championship

10th national tournament

Date	Opponent	Result
11.23	vs. St. John's #	W, 58-55
11.24	at DePaul #	L, 54-71
11.29	Gonzaga	W, 96-46
12.7	North Texas \$	W, 75-42
12.8	Cal State Fullerton \$	W, 73-65
12.14	Utah	W, 65-51
12.15	Brigham Young	W, 84-43
12.17	Southern Utah	W, 79-43
12.20	vs. Auburn %	L, 54-60
12.21	at Oregon	L, 69-74
12.30	at Washington State	W, 75-61
1.4	Eastern Washington *	W, 77-48
1.6	Idaho *	W, 87-50
1.10	at Idaho State *	W, 62-49
1.11	at Boise State *	W, 63-56
1.17	at Nevada *	W, 81-50
1.19	at Northern Arizona *	W, 66-41
1.25	Idaho State *	W, 89-46
1.26	Montana State *	W, 60-57
2.2	at Montana State *	W, 67-66
2.8	Weber State *	W, 75-59
2.10	Boise State *	W, 79-59
2.15	at Idaho *	W, 72-52
2.16	at Eastern Washington *	W, 83-69
2.23	at Weber State *	W, 85-83 OT
3.1	Northern Arizona *	W, 75-50
3.3	Nevada *	W, 74-44
3.7	Idaho State !	W, 91-48
3.9	Montana State !	W, 77-49
3.13	Iowa @	L, 53-64

DePaul Tournament, Chicago, Ill.

\$ Lady Griz Classic, Missoula, Mont.

% Game played at Eugene, Ore.

! Big Sky Tournament, Missoula, Mont.

@ NCAA Tournament

* Big Sky Conference game

1988-89 Big Sky Conference Standings

	BSC	Overall
Montana [NCAA]	16-0	27-4
Idaho	11-5	18-11
Boise State	10-6	18-10
Weber State	10-6	17-9
Montana State	10-6	16-11
Eastern Washington	6-10	10-16
Northern Arizona	6-10	12-14
Idaho State	3-13	7-19
Nevada	0-16	2-25

1989-90 Big Sky Conference Standings

	BSC	Overall
Montana [NCAA]	16-0	27-3
Idaho	11-5	20-9
Boise State	11-5	19-12
Eastern Washington	7-9	11-17
Montana State	7-9	12-15
Idaho State	6-10	13-14
Northern Arizona	6-10	11-17
Weber State	6-10	10-18
Nevada	2-14	6-21

1990-91 Big Sky Conference Standings

	BSC	Overall
Montana [NCAA]	16-0	26-4
Montana State	11-5	19-10
Weber State	10-6	14-14
Idaho State	9-7	15-14
Boise State	8-8	11-16
Eastern Washington	7-9	9-18
Idaho	7-9	13-14
Nevada	3-13	5-22
Northern Arizona	1-15	1-26

**1991-92**

• Record: 23-7 •

Coach: Robin Selvig (14th year)

8th postseason conference championship
11th national tournament

Date	Opponent	Result
11.29	vs. Providence #	W, 95-94 <i>ot</i>
11.30	at Hawaii #	L, 62-64
12.1	vs. Louisiana Tech #	L, 66-70
12.6	Texas Southern \$	W, 66-45
12.7	California \$	W, 69-53
12.14	at Gonzaga	W, 76-55
12.16	Oregon	W, 101-69
12.18	at Southern Utah	W, 84-54
12.20	at Brigham Young	W, 61-53
12.21	at Utah	L, 76-78 <i>2ot</i>
1.2	at Weber State *	W, 62-55
1.4	at Idaho State *	W, 71-52
1.11	Eastern Washington *	W, 82-69
1.17	Montana State *	W, 74-31
1.23	at Idaho *	W, 78-59
1.25	at Boise State *	W, 64-47
1.30	Northern Arizona *	W, 72-34
2.1	Nevada *	W, 77-52
2.6	Idaho State *	W, 81-55
2.8	Weber State *	W, 69-55
2.13	at Eastern Washington *	W, 70-56
2.21	at Montana State *	L, 71-74
2.27	Boise State *	L, 77-81
2.29	Idaho *	W, 76-60
3.5	at Nevada *	L, 73-80
3.7	at Northern Arizona *	W, 76-58
3.13	vs. Montana State %	W, 73-69
3.14	at Boise State %	W, 82-67
3.18	at Wisconsin †	W, 85-74
3.22	at Southern Cal †	L, 59-71

Hawaii Tournament, Honolulu, Hawaii

\$ Lady Griz Classic, Missoula, Mont.

% Big Sky Tournament, Boise, Idaho

† NCAA Tournament

* Big Sky Conference game

1991-92 Big Sky Conference Standings

	BSC	Overall
Boise State	14-2	22-7
Montana [NCAA]	13-3	23-7
Montana State	11-5	14-13
Idaho	9-7	16-12
Idaho State	8-8	12-15
Weber State	7-9	12-15
Eastern Washington	5-11	11-18
Nevada	5-11	8-18
Northern Arizona	0-16	7-20

**1992-93**

• Record: 23-5 •

Coach: Robin Selvig (15th year)

11th conference championship

Date	Opponent	Result
12.3	Brigham Young	W, 61-56
12.5	vs. George Mason #	W, 78-63
12.6	at Providence #	L, 63-74
12.11	at Southwest Missouri	L, 46-49
12.20	Gonzaga	W, 68-52
12.21	Washington State	W, 68-63
12.29	Western Carolina \$	W, 89-41
12.30	Rhode Island \$	W, 81-54
1.3	at Drake	L, 83-90 <i>ot</i>
1.6	at Iowa State	W, 65-36
1.10	Portland	W, 70-67
1.15	Idaho *	W, 77-58
1.16	Eastern Washington *	W, 81-50
1.21	at Weber State *	W, 98-76
1.23	at Northern Arizona *	W, 80-31
1.29	Boise State *	W, 75-63
1.30	Idaho State *	W, 74-54
2.1	Southern Utah	W, 88-69
2.6	Montana State *	W, 65-49
2.12	at Eastern Washington *	W, 61-35
2.13	at Idaho *	W, 67-50
2.18	Northern Arizona *	W, 71-29
2.20	Weber State *	W, 81-47
2.25	at Boise State *	W, 81-70
2.27	at Idaho State *	W, 70-45
3.5	at Montana State *	L, 48-53
3.12	vs. Boise State %	W, 70-68
3.13	at Montana State %	L, 57-64

Providence Tournament, Providence, R.I.

\$ Lady Griz Holiday Classic, Missoula, Mont.

% Big Sky Tournament, Bozeman, Mont.

* Big Sky Conference game

1992-93 Big Sky Conference Standings

	BSC	Overall
Montana State [NCAA]	13-1	22-7
Montana	13-1	23-5
Boise State	9-5	19-8
Idaho	7-7	12-15
Idaho State	6-8	10-16
Eastern Washington	5-9	9-16
Weber State	3-11	4-22
Northern Arizona	0-14	2-24

**1993-94**

• Record: 25-5 •

Coach: Robin Selvig (16th year)

12th conference championship
9th postseason conference championship
12th national tournament

Date	Opponent	Result
11.28	at Tennessee	L, 66-82
12.2	MSU Billings	W, 76-42
12.4	Iowa State	W, 74-47
12.5	Drake	W, 79-56
12.10	at Southern Utah	W, 61-60
12.11	at Brigham Young	W, 70-57
12.20	Utah	W, 71-39
12.21	Southwest Missouri	W, 64-51
12.29	Providence #	W, 89-76
12.30	Old Dominion #	W, 64-52
1.6	at Gonzaga	L, 62-70
1.8	at Portland	W, 76-65
1.14	at Idaho *	W, 66-52
1.15	at Eastern Washington *	W, 73-48
1.20	Weber State *	W, 87-39
1.22	Northern Arizona *	W, 65-41
1.28	at Idaho State *	W, 86-57
1.29	at Boise State *	L, 61-70
2.4	Montana State *	W, 74-58
2.11	Eastern Washington *	W, 76-47
2.12	Idaho *	W, 79-57
2.17	at Northern Arizona *	W, 73-37
2.19	at Weber State *	W, 81-53
2.25	Boise State *	W, 87-81
2.26	Idaho State *	W, 81-39
3.4	at Montana State *	L, 52-58
3.11	Northern Arizona \$	W, 74-71
3.12	Boise State \$	W, 81-65
3.16	Nevada-Las Vegas %	W, 77-67
3.19	at Stanford %	L, 62-66

Lady Griz Holiday Classic, Missoula, Mont.

\$ Big Sky Tournament, Missoula, Mont.

% NCAA Tournament

* Big Sky Conference game

1993-94 Big Sky Conference Standings

	BSC	Overall
Montana [NCAA]	12-2	25-5
Boise State [NCAA]	12-2	23-6
Montana State	11-3	16-10
Northern Arizona	6-8	12-15
Weber State	6-8	7-19
Idaho State	4-10	7-19
Eastern Washington	3-11	8-18
Idaho	2-12	3-22

**1994-95**

• Record: 26-7 •

Coach: Robin Selvig (17th year)

13th conference championship

10th postseason conference championship

13th national tournament

Date	Opponent	Result
11.11	Simon Fraser	W, 70-44
11.15	Oklahoma #	W, 76-64
11.17	Vanderbilt #	L, 65-69
11.26	vs. Duke \$	L, 49-89
11.27	vs. Syracuse \$	W, 76-55
12.2	vs. Texas-El Paso %	W, 72-61
12.3	at Southwest Texas State %	W, 64-50
12.10	MSU Billings	W, 64-43
12.19	Tennessee	L, 61-66
12.21	at Nevada	W, 73-47
12.29	Cal Poly !	W, 79-42
12.30	Illinois State !	W, 89-52
1.4	Gonzaga	W, 72-42
1.7	at Utah	L, 46-72
1.11	Northern Arizona *	W, 89-66
1.13	Weber State *	W, 90-49
1.16	Southern Utah	W, 75-51
1.20	at Montana State *	W, 67-48
1.27	at Boise State *	L, 61-64
1.28	at Idaho State *	W, 80-48
2.3	Idaho *	W, 93-49
2.4	Eastern Washington *	W, 69-52
2.9	at Weber State *	W, 75-57
2.11	at Northern Arizona *	W, 68-49
2.17	Montana State *	W, 74-46
2.24	Idaho State *	W, 70-42
2.25	Boise State *	W, 68-49
3.2	at Eastern Washington *	L, 59-62
3.4	at Idaho *	W, 83-49
3.10	Eastern Washington @	W, 72-45
3.11	Montana State @	W, 75-57
3.16	at San Diego State ^	W, 57-46
3.18	vs. Purdue ^	L, 51-62

WNIT Preseason Tournament, Missoula, Mont.

\$ Old Dominion Tournament, Norfolk, Va.

% Southwest Texas State Tourn. San Marcos, Texas

! Lady Griz Holiday Classic, Missoula, Mont.

@ Big Sky Tournament, Missoula, Mont.

^ NCAA Tournament, San Diego, Calif.

* Big Sky Conference game

1994-95 Big Sky Conference Standings

	BSC	Overall
Montana [NCAA]	12-2	26-7
Boise State	10-4	16-11
Montana State	9-5	15-13
Eastern Washington	8-6	12-15
Northern Arizona	6-8	14-12
Weber State	5-9	15-11
Idaho State	3-11	4-24
Idaho	3-11	5-21

**1995-96**

• Record: 24-5 •

Coach: Robin Selvig (18th year)

14th conference championship

11th postseason conference championship

14th national tournament

Date	Opponent	Result
11.26	MSU Billings	W, 63-46
12.2	at Western Kentucky	W, 67-65
12.7	Brigham Young	W, 85-60
12.9	Utah	W, 57-52
12.11	at Gonzaga	W, 57-56
12.15	Southwest Texas State	W, 77-49
12.21	at Portland	L, 56-64
12.22	at Oregon State	L, 51-62
12.29	Nevada #	W, 62-41
12.30	Sam Houston State #	W, 79-60
1.4	at Saint Mary's	L, 50-57
1.7	Rice	W, 79-63
1.11	at Northern Arizona *	W, 71-52
1.13	at Weber State *	W, 66-49
1.19	Montana State *	W, 60-42
1.26	Boise State *	W, 62-55
1.27	Idaho State *	W, 67-50
2.2	at Idaho *	W, 79-51
2.3	at Eastern Washington *	W, 73-47
2.8	Weber State *	W, 76-64
2.10	Northern Arizona *	W, 91-61
2.16	at Montana State *	W, 59-53
2.23	at Idaho State *	W, 78-51
2.24	at Boise State *	L, 62-72
3.1	Eastern Washington *	W, 76-44
3.2	Idaho *	W, 82-58
3.8	Montana State \$	W, 72-58
3.9	Weber State \$	W, 72-60
3.15	vs. N.C. State %	L, 68-77

Lady Griz Holiday Classic, Missoula, Mont.


\$ Big Sky Tournament, Missoula, Mont.

% NCAA Tournament, Tuscaloosa, Ala.

* Big Sky Conference game

1995-96 Big Sky Conference Standings

	BSC	Overall
Montana [NCAA]	13-1	24-5
Boise State	9-5	12-15
Weber State	9-5	17-12
Montana State	8-6	15-14
Northern Arizona	6-8	14-13
Eastern Washington	5-9	7-20
Idaho	4-10	8-18
Idaho State	2-12	8-18

**1996-97**

• Record: 25-4 •

Coach: Robin Selvig (19th year)

15th conference championship

12th postseason conference championship

15th national tournament

Date	Opponent	Result
11.22	at Utah	L, 54-73
11.24	at Cal Poly	W, 79-75
11.29	Western Kentucky	L, 70-81
12.2	Gonzaga	W, 81-66
12.7	vs. Colorado #	W, 69-68
12.8	at Rice #	W, 66-55
12.14	St. Mary's	W, 74-47
12.20	Portland	L, 70-72
12.28	Wyoming \$	W, 62-41
12.30	Lehigh \$	W, 86-56
1.2	Idaho State *	W, 69-58
1.4	Weber State *	W, 62-51
1.9	at Northern Arizona *	W, 65-56
1.11	at Cal State Northridge *	W, 66-40
1.17	Portland State *	W, 62-52
1.18	Eastern Washington *	W, 73-48
1.23	Sacramento State *	W, 62-30
1.26	at Montana State *	W, 54-51
1.30	at Weber State *	W, 78-72 or
1.31	at Idaho State *	W, 66-52
2.6	Cal State Northridge *	W, 63-36
2.8	Northern Arizona *	W, 74-63
2.13	at Sacramento State *	W, 65-37
2.20	at Portland State *	W, 72-59
2.22	at Eastern Washington *	W, 72-40
2.28	Montana State *	W, 63-49
3.7	Northern Arizona %	W, 73-42
3.8	Montana State %	W, 52-49
3.16	vs. Texas Tech !	L, 45-47

Rice Tournament, Houston, Texas

\$ Lady Griz Holiday Classic, Missoula, Mont.


% Big Sky Tournament, Missoula, Mont.

! NCAA Tournament, Palo Alto, Calif.

* Big Sky Conference game

1996-97 Big Sky Conference Standings

	BSC	Overall
Montana [NCAA]	16-0	25-4
Montana State	11-5	18-11
Idaho State	11-5	15-12
Northern Arizona	10-6	17-11
Weber State	9-7	15-13
Portland State	7-9	11-14
Sacramento State	4-12	6-21
Eastern Washington	2-14	5-21
Cal State Northridge	2-14	4-23



1997-98

• Record: 24-6 •

Coach: Robin Selvig (20th year)


16th conference championship
13th postseason conference championship
16th national tournament

Date	Opponent	Result
11.5	Simon Fraser	W, 64-52
11.21	vs. Cleveland State #	W, 81-65
11.22	at Western Michigan #	W, 89-65
11.28	vs. UNC Greensboro \$	W, 70-48
11.29	at Arkansas \$	L, 68-81
12.7	at Portland	L, 72-74
12.9	at Boise State	W, 70-55
12.13	Utah	L, 52-65
12.15	at Gonzaga	L, 65-68
12.28	Princeton %	W, 58-31
12.29	Niagara %	W, 86-55
1.2	at Idaho State *	W, 72-53
1.5	at Weber State *	W, 71-54
1.8	Northern Arizona *	W, 73-64
1.10	Cal State Northridge *	W, 75-38
1.15	at Portland State *	W, 85-71 <i>ot</i>
1.17	at Eastern Washington *	W, 71-56
1.22	at Sacramento State *	W, 63-47
1.25	Montana State *	W, 72-50
1.29	Weber State *	W, 78-43
1.30	Idaho State *	W, 87-45
2.5	at Cal State Northridge *	W, 71-48
2.7	at Northern Arizona *	L, 75-85
2.12	Sacramento State *	W, 81-56
2.19	Portland State *	W, 76-65
2.22	Eastern Washington *	W, 79-47
2.27	at Montana State *	W, 66-58
3.6	Montana State !	W, 66-50
3.7	Northern Arizona !	W, 58-48
3.14	at Florida @	L, 64-85

Western Michigan Tourn., Kalamazoo, Mich.
\$ Arkansas Tournament, Fayetteville, Ark.
% Lady Griz Holiday Classic, Missoula, Mont.
! Big Sky Tournament, Missoula, Mont.
@ NCAA Tournament
* Big Sky Conference game

1997-98 Big Sky Conference Standings

	BSC	Overall
Montana [NCAA]	15-1	24-6
Northern Arizona	15-1	22-6
Idaho State	9-7	15-12
Cal State Northridge	9-7	14-14
Weber State	7-9	7-20
Portland State	7-9	11-16
Montana State	6-10	12-16
Sacramento State	4-12	7-18
Eastern Washington	0-16	0-26



1998-99

• Record: 12-16 •


Coach: Robin Selvig (21st year)

Date	Opponent	Result
11.15	Gonzaga	W, 79-63
11.18	MSU Billings	W, 77-53
11.21	at Utah	L, 64-71
11.23	Cal Poly	W, 77-66
12.3	Oregon State	L, 48-61
12.5	vs. Boise State #	L, 52-61
12.12	at Nebraska	L, 46-78
12.20	Portland	L, 57-64
12.29	Cal State Fullerton \$	W, 70-48
12.30	Arkansas \$	L, 54-74
1.3	Montana State *	L, 49-65
1.7	Idaho State *	W, 65-52
1.10	Weber State *	L, 45-67
1.14	at Northern Arizona *	L, 50-66
1.16	at Cal State Northridge *	L, 62-70
1.21	Portland State *	L, 74-80 <i>ot</i>
1.24	Eastern Washington *	W, 76-41
1.27	Sacramento State *	W, 72-56
2.1	at Montana State *	L, 67-76
2.4	at Weber State *	L, 52-57
2.5	at Idaho State *	W, 53-50
2.11	Cal State Northridge *	W, 77-71
2.13	Northern Arizona *	W, 71-55
2.18	at Sacramento State *	W, 76-53
2.25	at Portland State *	L, 49-68
2.27	at Eastern Washington *	L, 62-65
3.4	vs. Weber State %	W, 62-46
3.5	vs. Portland State %	L, 51-64

Game played at Billings, Mont.
\$ Lady Griz Holiday Classic, Missoula, Mont.
% Big Sky Tournament, Northridge, Calif.
* Big Sky Conference game

1998-99 Big Sky Conference Standings

	BSC	Overall
Cal State Northridge [NCAA]	13-3	21-8
Portland State	12-4	18-10
Montana State	11-5	17-10
Weber State	10-6	11-16
Montana	7-9	12-16
Northern Arizona	7-9	14-14
Idaho State	6-10	8-18
Eastern Washington	5-11	8-18
Sacramento State	1-15	3-23



1999-2000

• Record: 22-8 •

Coach: Robin Selvig (22nd year)


17th conference championship
14th postseason conference championship
17th national tournament

Date	Opponent	Result
11.19	Idaho	W, 79-62
11.26	Nebraska	L, 58-70
11.28	Utah	W, 64-56
12.5	Carroll	W, 81-35
12.10	at Portland	W, 56-48
12.12	at Gonzaga	L, 41-43
12.18	Brigham Young	L, 51-61
12.21	at San Diego State	L, 49-51
12.28	Central Connecticut State #	W, 73-44
12.29	Pacific #	W, 55-54
1.2	at Boise State	W, 66-64
1.7	at Montana State *	W, 81-72
1.13	at Idaho State *	W, 56-48
1.15	at Weber State *	L, 60-65 <i>ot</i>
1.20	Northern Arizona *	W, 67-51
1.21	Cal State Northridge *	W, 60-46
1.27	at Portland State *	W, 54-39
1.29	at Eastern Washington *	W, 63-42
2.3	at Sacramento State *	W, 73-62
2.6	Montana State *	W, 66-41
2.9	Weber State *	W, 69-56
2.11	Idaho State *	W, 80-48
2.17	at Cal State Northridge *	L, 49-65
2.19	at Northern Arizona *	L, 53-58
2.24	Sacramento State *	W, 88-47
3.2	Portland State *	W, 62-47
3.4	Eastern Washington *	W, 72-62
3.9	Weber State \$	W, 70-60
3.11	Cal State Northridge \$	W, 66-53
3.18	at Georgia %	L, 46-74

Lady Griz Holiday Classic, Missoula, Mont.
\$ Big Sky Tournament, Missoula, Mont.
% NCAA Tournament
* Big Sky Conference game

1999-2000 Big Sky Conference Standings

	BSC	Overall
Montana [NCAA]	13-3	22-8
Cal State Northridge	11-5	18-10
Idaho State	11-5	14-15
Weber State	10-6	14-15
Northern Arizona	7-9	11-18
Eastern Washington	7-9	11-16
Portland State	7-9	9-18
Sacramento State	4-12	6-21
Montana State	2-14	6-21

**2000-01**

• Record: 21-9 •

Coach: Robin Selvig (23rd year)

Date	Opponent	Result
11.18	San Diego State	W, 68-58
11.20	Boise State	W, 73-70
11.26	at Western Kentucky	W, 74-65
11.30	at Idaho	L, 68-73
12.3	Portland	W, 74-55
12.7	at Utah	L, 49-67
12.9	at Brigham Young	W, 70-67
12.19	MSU Billings	W, 81-59
12.20	Gonzaga	L, 73-74
12.29	Robert Morris #	W, 95-46
12.30	Washington State #	W, 80-66
1.4	at Portland State *	W, 73-59
1.6	at Eastern Washington *	W, 58-45
1.12	Montana State *	W, 69-61
1.18	Idaho State *	L, 62-67
1.19	Weber State *	W, 55-52
1.25	at Northern Arizona *	L, 58-65
1.27	at Cal State Northridge *	L, 54-57
2.1	Portland State *	W, 70-50
2.3	Eastern Washington *	W, 73-56
2.8	Sacramento State *	W, 93-51
2.11	at Montana State *	L, 52-64
2.15	at Weber State *	W, 72-61
2.16	at Idaho State *	L, 53-56
2.23	Cal State Northridge *	W, 74-55
2.24	Northern Arizona *	W, 73-47
3.1	at Sacramento State *	W, 72-64 <i>ot</i>
3.8	vs. Eastern Washington \$	W, 76-55
3.9	vs. Montana State \$	W, 84-67
3.10	at Idaho State \$	L, 59-68

Lady Griz Holiday Classic, Missoula, Mont.

\$ Big Sky tournament, Pocatello, Idaho

* Big Sky Conference game

2000-01 Big Sky Conference Standings

	<u>BSC</u>	<u>Overall</u>
Idaho State [NCAA]	16-0	25-5
Montana	11-5	21-9
Montana State	11-5	18-10
Northern Arizona	10-6	13-17
Weber State	9-7	14-15
Eastern Washington	5-10-1	10-18-1
Cal State Northridge	5-10-1	9-18-1
Portland State	3-13	4-24
Sacramento State	1-15	3-23

**2001-02**

• Record: 19-10 •

Coach: Robin Selvig (24th year)

Date	Opponent	Result
11.16	vs. Southeast Missouri #	W, 78-63
11.17	vs. Arkansas-Little Rock #	W, 77-57
11.24	Western Kentucky	L, 70-73
12.1	at Washington State	W, 75-51
12.4	Montana-Western	W, 62-46
12.6	MSU Billings	W, 75-56
12.15	Houston \$	W, 93-72
12.16	at Mississippi State \$	L, 73-78 <i>ot</i>
12.21	Utah	L, 58-63
12.28	Providence %	W, 60-59
12.29	St. Louis %	W, 73-56
1.3	at Portland	L, 44-54
1.5	at Gonzaga	L, 50-57
1.11	Eastern Washington *	W, 58-50
1.12	Portland State *	W, 70-51
1.18	at Weber State *	W, 76-59
1.19	at Idaho State *	W, 72-61
1.25	Northern Arizona *	W, 68-47
1.26	Sacramento State *	W, 79-56
2.1	Montana State *	W, 63-50
2.8	at Portland State *	L, 50-64
2.9	at Eastern Washington *	W, 60-53
2.15	Idaho State *	W, 74-61
2.16	Weber State *	L, 65-76 <i>ot</i>
2.22	at Sacramento State *	W, 72-31
2.23	at Northern Arizona *	L, 74-76 <i>ot</i>
3.1	at Montana State *	L, 55-64
3.7	vs. Portland State !	W, 86-52
3.8	vs. Montana State !	L, 54-61 <i>ot</i>

Texas-Pan American Tourn., Edinburg, Texas

\$ Mississippi State Tournament, Starkville, Miss.


% Lady Griz Holiday Classic, Missoula, Mont.

! Big Sky Tournament, Ogden, Utah

* Big Sky Conference game

2001-02 Big Sky Conference Standings

	<u>BSC</u>	<u>Overall</u>
Weber State [NCAA]	11-3	22-9
Montana State	11-3	18-10
Montana	10-4	19-10
Northern Arizona	10-4	17-11
Eastern Washington	6-8	11-17
Portland State	5-9	11-18
Idaho State	3-11	10-17
Sacramento State	0-14	0-27

**2002-03**

• Record: 20-10 •

Coach: Robin Selvig (25th year)

Date	Opponent	Result
11.24	Portland	W, 74-65
11.25	MSU Billings	W, 68-52
11.29	vs. Drake #	W, 63-56
11.30	at Maine #	W, 66-56
12.7	at St. Mary's	L, 62-68
12.9	at San Francisco	W, 68-66
12.14	Washington State	W, 57-53
12.19	Oregon	L, 60-65
12.28	Texas-Pan American \$	W, 60-50
12.29	Utah \$	W, 53-49
1.2	at Western Michigan	L, 64-76
1.5	Gonzaga	W, 73-68
1.9	at Utah	L, 38-77
1.16	Idaho State *	W, 79-47
1.18	Weber State *	L, 53-58
1.24	at Montana State *	L, 61-66
1.30	at Northern Arizona *	W, 69-47
2.1	at Sacramento State *	W, 82-45
2.6	Portland State *	W, 63-44
2.8	Eastern Washington *	W, 72-57
2.13	at Weber State *	L, 65-74 <i>ot</i>
2.15	at Idaho State *	W, 66-55
2.21	Montana State *	W, 62-53
2.27	Sacramento State *	W, 75-45
3.1	Northern Arizona *	W, 79-64
3.6	at Eastern Washington *	W, 65-57
3.8	at Portland State *	L, 58-67
3.13	vs. Northern Arizona %	W, 65-58
3.14	vs. Montana State %	L, 64-70
3.21	at Wyoming !	L, 74-76 <i>ot</i>

Maine Tournament, Orono, Maine

\$ Lady Griz Holiday Classic, Missoula, Mont.

% Big Sky Tournament, Ogden, Utah

! Women's National Invitation Tournament game

* Big Sky Conference game

2002-03 Big Sky Conference Standings

	<u>BSC</u>	<u>Overall</u>
Weber State [NCAA]	11-3	21-9
Montana State	11-3	21-9
Montana	10-4	20-10
Portland State	8-6	13-15
Eastern Washington	7-7	17-12
Northern Arizona	6-8	13-15
Idaho State	2-12	6-20
Sacramento State	1-13	3-24

**2003-04**

• Record: 27-5 •

Coach: Robin Selvig (26th year)

18th conference championship

15th postseason conference championship

19th national tournament

Date	Opponent	Result
11.21	Montana-Western	W, 85-41
11.28	vs. Syracuse #	W, 65-55
11.29	vs. Hartford #	W, 70-49
11.30	vs. Texas #	L, 46-85
12.4	MSU Billings	W, 80-43
12.6	San Francisco	W, 61-60
12.12	at Oregon	L, 52-53
12.14	at Portland	W, 66-55
12.19	St. Mary's	W, 74-49
12.28	Princeton \$	W, 68-54
12.29	Memphis \$	W, 74-56
1.2	Western Michigan	W, 67-51
1.4	at Gonzaga	L, 52-60
1.6	at Colorado State	L, 45-60
1.10	Utah	W, 61-58
1.15	at Idaho State *	W, 76-66
1.17	at Weber State *	W, 63-60
1.23	at Montana State *	W, 60-44
1.29	Northern Arizona *	W, 74-37
1.31	Sacramento State *	W, 76-50
2.5	at Portland State *	W, 90-62
2.7	at Eastern Washington *	W, 67-61
2.12	Weber State *	W, 65-62
2.14	Idaho State *	W, 76-57
2.20	Montana State *	W, 88-52
2.26	at Sacramento State *	W, 68-46
2.28	at Northern Arizona *	W, 56-48
3.4	Eastern Washington *	W, 60-58
3.6	Portland State *	W, 85-50
3.12	Eastern Washington %	W, 81-54
3.13	Idaho State %	W, 66-62
3.20	Louisiana Tech !	L, 77-81

Hawaii Tournament, Honolulu, Hawaii

\$ Lady Griz Holiday Classic, Missoula, Mont.


% Big Sky Tournament, Missoula, Mont.

! NCAA Tournament, Missoula, Mont.

* Big Sky Conference game

2003-04 Big Sky Conference Standings

	BSC	Overall
Montana [NCAA]	14-0	27-5
Idaho State	11-3	20-9
Weber State	11-3	17-11
Montana State	6-8	15-14
Northern Arizona	5-9	12-16
Eastern Washington	5-9	13-16
Portland State	3-11	6-22
Sacramento State	1-13	1-26

**2004-05**

• Record: 22-8 •

Coach: Robin Selvig (27th year)

19th conference championship

16th postseason conference championship

20th national tournament

Date	Opponent	Result
11.22	Montana-Western	W, 68-49
11.24	at Long Beach State	L, 53-61
11.26	vs. East Carolina #	W, 71-63
11.27	at Pepperdine #	W, 61-51
12.5	Portland	W, 75-68
12.8	at Idaho	L, 58-59
12.10	Gonzaga	L, 51-57
12.20	at Miami	L, 49-55
12.28	Maine \$	W, 83-52
12.29	Florida State \$	W, 60-49
1.4	at Utah	L, 42-68
1.6	Wyoming	W, 48-45
1.8	Colorado State	L, 53-65
1.14	Montana State *	W, 70-68 ot
1.20	at Northern Arizona *	W, 61-57
1.22	at Sacramento State *	W, 70-46
1.27	Portland State *	W, 73-53
1.29	Eastern Washington *	W, 72-65
2.3	at Weber State *	W, 58-49
2.5	at Idaho State *	W, 75-69
2.12	at Montana State *	W, 66-47
2.17	Sacramento State *	W, 57-54
2.19	Northern Arizona *	L, 55-61
2.24	at Eastern Washington *	W, 67-42
2.26	at Portland State *	W, 59-54
3.3	Idaho State *	W, 70-52
3.5	Weber State *	W, 77-70
3.11	Idaho State %	W, 78-67
3.12	Weber State %	W, 80-64
3.19	vs. Vanderbilt !	L, 44-67

Pepperdine Tournament, Malibu, Calif.

\$ Lady Griz Holiday Classic, Missoula, Mont.

% Big Sky Tournament, Missoula, Mont.

! NCAA Tournament, Seattle, Wash.

* Big Sky Conference game

2004-05 Big Sky Conference Standings

	BSC	Overall
Montana [NCAA]	13-1	22-8
Weber State	11-3	21-8
Northern Arizona	9-5	19-10
Eastern Washington	8-6	16-12
Idaho State	7-7	13-16
Sacramento State	4-10	8-20
Montana State	3-11	9-18
Portland State	1-13	3-23

**2005-06**

• Record: 21-7 •

Coach: Robin Selvig (28th year)

Date	Opponent	Result
11.18	at Utah State	W, 71-70
11.22	Rocky Mountain	W, 83-49
11.26	vs. Wright State #	W, 57-47
11.27	at Florida State #	L, 56-69
12.2	at Wyoming	L, 45-50
12.10	Long Beach State	W, 58-57
12.13	Santa Clara	W, 82-77
12.16	Miami	W, 83-74
12.18	at Gonzaga	W, 72-60
12.20	Idaho	W, 58-50
12.28	New Orleans \$	W, 79-43
12.29	UNC Asheville \$	W, 70-52
1.2	at Portland	W, 68-65 ot
1.13	at Montana State *	W, 79-54
1.19	Northern Arizona *	L, 60-65
1.21	Sacramento State *	W, 78-59
1.26	at Portland State *	W, 81-59
1.28	at Eastern Washington *	L, 56-58
2.2	Weber State *	L, 49-50
2.4	Idaho State *	W, 105-55
2.10	Montana State *	W, 90-65
2.16	at Sacramento State *	W, 79-45
2.18	at Northern Arizona *	W, 57-55
2.23	Eastern Washington *	W, 79-54
2.25	Portland State *	W, 89-77
3.2	at Idaho State *	L, 57-71
3.4	at Weber State *	W, 65-51
3.10	vs. Northern Arizona %	L, 66-73

Florida State Tournament, Tallahassee, Fla.


\$ Lady Griz Holiday Classic, Missoula, Mont.

% Big Sky Tournament, Pocatello, Idaho

* Big Sky Conference game

2005-06 Big Sky Conference Standings

	BSC	Overall
Idaho State	11-3	17-12
Montana	10-4	21-7
Northern Arizona [NCAA]	9-5	22-10
Weber State	7-7	15-12
Eastern Washington	7-7	13-15
Portland State	6-8	12-16
Sacramento State	4-10	9-17
Montana State	2-12	3-23

**2006-07**

• Record: 27-4 •

Coach: Robin Selvig (29th year)

20th conference championship
21st national tournament

Date	Opponent	Result
11.12	MSU Billings	W, 89-45
11.19	Gonzaga	W, 88-78
11.25	vs. Davidson #	W, 68-61
11.26	at Ohio State #	L, 43-83
11.30	Wyoming	W, 70-59
12.2	Portland	W, 74-54
12.4	Utah State	W, 86-56
12.8	at Washington State	W, 71-60
12.9	at Idaho	W, 85-66
12.17	at Cal State Northridge	W, 87-73
12.20	at Santa Clara	W, 98-72
12.28	Canisius \$	W, 83-46
12.29	Wyoming \$	W, 79-72
1.4	Portland State *	W, 85-67
1.6	Eastern Washington *	W, 92-55
1.11	at Montana State *	W, 86-67
1.18	at Idaho State *	W, 90-87
1.20	at Weber State *	L, 49-64
1.25	Northern Arizona *	W, 78-64
1.27	Northern Colorado *	W, 85-54
2.1	at Portland State *	W, 77-57
2.3	at Eastern Washington *	W, 71-53
2.8	at Sacramento State *	W, 78-50
2.11	Montana State *	W, 84-70
2.15	Weber State *	W, 76-61
2.18	Idaho State *	W, 90-72
2.22	at Northern Arizona *	W, 61-50
2.24	at Northern Colorado *	W, 74-56
3.1	Sacramento State *	W, 76-43
3.9	Northern Arizona %	L, 59-64
3.14	at Utah !	L, 70-78

Ohio State Tournament, Columbus, Ohio

\$ Lady Griz Holiday Classic, Missoula, Mont.


% Big Sky Tournament, Missoula, Mont.

! Women's National Invitation Tournament game

* Big Sky Conference game

2006-07 Big Sky Conference Standings

	<u>BSC</u>	<u>Overall</u>
Montana	15-1	27-4
Northern Arizona	11-5	20-12
Idaho State [NCAA]	11-5	17-14
Weber State	11-5	17-14
Montana State	8-8	13-16
Portland State	8-8	12-18
Eastern Washington	5-11	10-19
Northern Colorado	2-14	5-24
Sacramento State	1-15	3-27

**2007-08**

• Record: 25-7 •

Coach: Robin Selvig (30th year)

21st conference championship
17th postseason conference championship
22nd national tournament

Date	Opponent	Result
11.11	at Boise State	L, 64-70
11.15	Montana Tech	W, 79-54
11.19	at Gonzaga	L, 71-87
11.23	vs. Oregon State #	W, 57-42
11.24	vs. Richmond #	W, 86-81
11.29	at Wyoming	L, 54-65
12.5	at Portland	W, 67-63
12.8	Cal State Northridge	W, 87-52
12.15	Idaho	W, 77-52
12.18	Washington State	W, 74-54
12.19	Montana-Western	W, 70-37
12.28	UC Santa Barbara \$	W, 88-70
12.30	Mississippi \$	W, 84-77
1.4	Montana State *	W, 78-65
1.10	Northern Arizona *	W, 77-55
1.12	Sacramento State *	W, 82-52
1.17	at Idaho State *	L, 77-90
1.19	at Weber State *	W, 62-53
1.26	Northern Colorado *	W, 73-69
1.31	Portland State *	W, 77-73 ot
2.2	Eastern Washington *	W, 77-59
2.8	at Montana State *	L, 87-91
2.14	at Sacramento State *	W, 75-63
2.17	at Northern Arizona *	W, 87-58
2.21	Weber State *	W, 74-61
2.23	Idaho State *	W, 76-54
2.28	at Northern Colorado *	W, 66-55
3.6	at Eastern Washington *	W, 62-48
3.8	at Portland State *	L, 62-72
3.14	Portland State %	W, 94-80
3.15	Montana State %	W, 101-65
3.22	Vanderbilt !	L, 47-75

UNLV Tournament, Las Vegas, Nev.

\$ Lady Griz Holiday Classic, Missoula, Mont.

% Big Sky Tournament, Missoula, Mont.

! NCAA Tournament, Albuquerque, N.M.

* Big Sky Conference game

2007-08 Big Sky Conference Standings

	<u>BSC</u>	<u>Overall</u>
Montana [NCAA]	13-3	25-7
Idaho State	12-4	20-10
Portland State	11-5	22-9
Montana State	11-5	18-13
Northern Colorado	8-8	14-16
Weber State	6-10	12-16
Northern Arizona	6-10	10-20
Sacramento State	4-12	6-22
Eastern Washington	1-15	4-25

Series Histories

<u>School</u>	<u>Record</u>	<u>1st Year</u>	<u>School</u>	<u>Record</u>	<u>1st Year</u>	<u>School</u>	<u>Record</u>	<u>1st Year</u>
Alaska-Anchorage	5-1	1977-78	Louisiana-Monroe	0-1	1982-83	Rocky Mountain	5-0	1974-75
Arkansas	0-4	1982-83	Louisiana Tech	0-2	1991-92	Sacramento State	24-0	1996-97
Arkansas-Little Rock	1-0	2001-02	Maine	2-0	2002-03	St. John's	1-0	1990-91
Auburn	0-1	1990-91	Memphis	1-0	2003-04	St. Louis	1-0	2001-02
Boise State	37-12	1975-76	Miami	1-1	2004-05	St. Mary's	5-2	1988-89
Brigham Young	8-3	1982-82	Minnesota	1-0	1984-85	Sam Houston State	1-0	1995-96
California	3-1	1982-83	Mississippi	1-0	2007-08	San Diego State	2-1	1994-95
UC Irvine	2-0	1986-87	Mississippi State	0-1	2001-02	San Francisco	3-2	1980-81
UC Santa Barbara	1-0	2007-08	Montana-Western	9-0	1974-75	San Jose State	0-1	1985-86
Cal Poly	3-0	1994-95	Montana State	65-18	1974-75	Santa Clara	3-0	1984-85
Cal State Fullerton	4-0	1982-83	MSU Billings	15-3	1975-76	Seattle	3-2	1978-79
Cal State Northridge	10-3	1996-97	MSU Northern	6-0	1975-76	Seattle Pacific	0-2	1976-77
Canisius	1-0	2006-07	Montana Tech	8-0	1977-78	Simon Fraser	2-0	1994-95
Carroll	11-1	1974-75	Nebraska	2-2	1986-87	Southern California	0-3	1983-84
Central Connecticut	1-0	1999-00	Nevada	14-1	1983-84	Southern Utah	6-0	1989-90
Central Washington	0-3	1974-75	Nevada-Las Vegas	1-0	1993-94	Southwest Missouri	1-1	1992-93
Chapman	1-0	1985-86	New Orleans	1-0	2005-06	Southwest Texas	2-0	1994-95
Cleveland State	1-0	1997-98	Niagara	1-0	1997-98	Stanford	2-2	1980-81
Colorado	2-1	1978-79	UNC Asheville	1-0	2005-06	Stephen F. Austin	0-1	1986-87
Colorado State	3-3	1979-80	UNC Greensboro	1-0	1997-98	Syracuse	2-0	1994-95
Creighton	1-1	1986-87	North Carolina State	0-1	1995-96	Tennessee	0-2	1993-94
Davidson	1-0	2006-07	North Dakota	1-1	1977-78	Texas	0-2	1998-89
DePaul	1-2	1986-87	North Dakota State	1-0	1977-78	Texas-El Paso	1-0	1994-95
Drake	2-1	1981-82	North Texas	1-0	1990-91	Texas-Pan American	1-0	2002-03
Duke	0-1	1994-95	Northern Arizona	39-9	1987-88	Texas Christian	1-0	1989-90
East Carolina	1-0	2004-05	Northern Colorado	4-0	2006-07	Texas Southern	1-0	1991-92
Eastern Illinois	1-0	1988-89	Northern Idaho	1-0	1974-75	Texas Tech	0-1	1996-97
Eastern Washington	62-11	1974-75	Notre Dame	1-0	1986-87	U.S. International	1-0	1987-88
Florida	0-2	1984-85	Ohio State	0-1	2006-07	Utah	12-10	1981-82
Florida State	1-1	2004-05	Oklahoma	1-0	1994-95	Utah State	5-2	1978-79
George Mason	1-0	1992-93	Old Dominion	1-0	1993-94	Vanderbilt	0-3	1994-95
Georgia	0-1	1999-00	Oregon	2-10	1977-78	Washington	8-11	1974-75
Gonzaga	17-8	1980-81	Oregon State	2-9	1976-77	Washington State	21-9	1974-75
Great Falls	7-0	1978-79	Pacific	3-1	1982-83	Wayland Baptist	0-1	1981-82
Hartford	1-0	2003-04	Pacific Lutheran	1-0	1975-76	Weber State	53-10	1976-77
Hawaii	0-2	1989-90	Penn State	0-1	1983-84	West Texas	0-1	1984-85
Houston	1-0	2001-02	Pepperdine	2-0	1985-86	West Virginia	0-1	1984-85
Idaho	33-7	1975-76	Portland	12-5	1988-89	Western Carolina	1-0	1992-93
Idaho State	54-6	1978-79	Portland State	35-9	1976-77	Western Kentucky	2-2	1995-96
Illinois State	1-0	1994-95	Princeton	2-0	1997-98	Western Michigan	2-1	1997-98
Iowa	1-1	1980-81	Providence	3-1	1991-92	Western Oregon	0-2	1977-78
Iowa State	2-0	1992-93	Puget Sound	1-0	1984-85	Western Washington	1-2	1976-77
Kansas State	1-2	1983-84	Purdue	0-1	1994-95	Whitworth	1-0	1975-76
Lamar	1-0	1987-88	Rhode Island	1-0	1992-93	Wisconsin	1-0	1991-92
LaSalle	1-0	1985-86	Rice	2-0	1995-96	Wright State	1-0	2005-06
Lehigh	1-0	1996-97	Richmond	1-0	2007-08	Wyoming	7-3	1983-84
Long Beach State	1-1	2004-05	Robert Morris	1-0	2000-01			

1,000-Point Career Scorers



Cate

1. Shannon Cate - 2,172

	GP	FG-FGA	Pct.	3FG-A	Pct.	FT-FTA	Pct.	Reb.	Ave.	Ast.	Bl.	St.	Pts.	Ave.
1988-89	31	118-274	.431	37-85	.435	39-50	.780	149	4.8	101	23	32	312	10.1
1989-90	30	232-445	.521	22-52	.423	123-146	.843	259	8.6	125	23	53	609	20.3
1990-91	30	250-498	.502	33-82	.402	135-172	.785	281	9.4	113	29	51	668	22.3
1991-92	25	208-377	.552	41-84	.488	126-149	.846	189	7.6	82	23	45	583	23.3
Totals	116	808-1,594	.507	133-303	.439	423-517	.818	878	7.6	421	98	181	2,172	18.7



Tyler

2. Hollie Tyler - 1,698

	GP	FG-FGA	Pct.	3FG-A	Pct.	FT-FTA	Pct.	Reb.	Ave.	Ast.	Bl.	St.	Pts.	Ave.
2001-02	29	153-325	.471	9-25	.360	60-87	.690	229	7.9	24	41	30	375	12.9
2002-03	30	181-424	.427	9-35	.257	83-117	.709	278	9.3	29	86	24	454	15.1
2003-04	32	183-413	.443	17-48	.354	51-70	.729	229	7.2	42	82	35	434	13.6
2004-05	30	175-377	.464	7-22	.318	78-95	.821	216	7.2	41	88	38	435	14.5
Totals	121	692-1,539	.450	42-130	.323	272-369	.737	952	7.9	136	297	127	1,698	14.0



McLeod

3. Lisa McLeod - 1,470

	GP	FG-FGA	Pct.	3FG-A	Pct.	FT-FTA	Pct.	Reb.	Ave.	Ast.	Bl.	St.	Pts.	Ave.
1985-86	31	70-162	.432	---	---	47-66	.712	151	4.9	13	47	25	187	6.0
1986-87	31	182-358	.508	---	---	84-144	.583	209	6.7	22	62	28	448	14.5
1987-88	30	160-306	.523	0-1	.000	73-116	.629	222	7.4	30	65	45	393	13.1
1988-89	31	175-358	.489	0-0	.000	92-138	.667	248	8.0	58	63	79	442	14.3
Totals	123	587-1,184	.496	0-1	.000	296-464	.638	830	6.7	123	237	177	1,470	12.0



Edwards

T4. Katie Edwards - 1,400

	GP	FG-FGA	Pct.	3FG-A	Pct.	FT-FTA	Pct.	Reb.	Ave.	Ast.	Bl.	St.	Pts.	Ave.
2002-03	30	101-256	.395	57-163	.350	28-36	.778	102	3.4	46	3	22	287	9.6
2003-04	32	128-306	.418	60-150	.400	21-31	.677	95	3.0	51	2	26	337	10.5
2004-05	29	130-333	.390	66-173	.382	35-48	.729	64	2.2	46	3	26	361	12.4
2005-06	28	152-422	.360	53-167	.317	58-68	.853	93	3.3	45	2	30	415	14.8
Totals	119	511-1,317	.388	236-653	.361	142-183	.776	354	3.0	188	10	104	1,400	11.8



Morales

T4. Mandy Morales - 1,400

	GP	FG-FGA	Pct.	3FG-A	Pct.	FT-FTA	Pct.	Reb.	Ave.	Ast.	Bl.	St.	Pts.	Ave.
2005-06	23	102-250	.408	38-101	.376	124-155	.800	117	5.1	95	15	51	366	15.9
2006-07	31	189-422	.448	55-140	.393	179-214	.836	143	4.6	211	22	52	612	19.7
2007-08	26	135-293	.461	44-122	.361	108-129	.837	120	4.6	129	18	31	422	16.2
Totals	80	426-965	.441	137-363	.377	411-498	.825	380	4.8	435	55	134	1,400	17.5



Cooper

6. Lauren Cooper - 1,396

	GP	FG-FGA	Pct.	3FG-A	Pct.	FT-FTA	Pct.	Reb.	Ave.	Ast.	Bl.	St.	Pts.	Ave.
1996-97	28	78-186	.419	38-94	.404	29-34	.853	101	3.6	45	7	25	223	8.0
1997-98	30	125-265	.472	55-122	.451	38-52	.731	172	5.7	66	6	44	343	11.4
1999-00	30	140-346	.405	48-144	.333	76-90	.844	218	7.3	77	12	35	404	13.3
2000-01	30	143-355	.403	71-174	.408	69-77	.896	217	7.2	72	13	33	426	14.2
Totals	118	486-1,152	.422	212-534	.397	212-253	.838	708	6.0	260	38	137	1,396	11.8

1,000-Point Career Scorers

7. Marti Leibenguth - 1,360

	GP	FG-FGA	Pct.	3FG-A	Pct.	FT-FTA	Pct.	Reb.	Ave.	Ast.	Bl.	St.	Pts.	Ave.
1984-85	32	54-136	.397	---	---	32-53	.604	112	3.5	27	18	31	140	4.4
1985-86	31	154-269	.572	---	---	59-85	.694	178	5.7	39	21	40	367	11.8
1986-87	31	142-268	.530	---	---	70-88	.795	221	7.1	86	22	65	354	11.4
1987-88	30	198-362	.547	11-23	.478	92-123	.748	284	9.5	97	12	39	499	16.6
Totals	124	548-1,035	.529	11-23	.478	253-349	.725	795	6.4	249	73	175	1,360	11.0

Leibenguth

8. Ann Lake - 1,358

	GP	FG-FGA	Pct.	3FG-A	Pct.	FT-FTA	Pct.	Reb.	Ave.	Ast.	Bl.	St.	Pts.	Ave.
1990-91	30	76-164	.463	0-0	.000	75-126	.595	181	6.0	29	6	30	227	7.6
1991-92	30	137-273	.502	1-2	.500	71-152	.467	221	7.4	30	3	30	346	11.5
1992-93	27	131-267	.491	0-0	.000	74-153	.484	236	8.7	32	4	36	336	12.4
1993-94	30	160-320	.500	0-0	.000	129-250	.516	248	8.3	37	9	44	449	15.0
Totals	117	504-1,024	.492	1-2	.500	349-681	.512	886	7.6	128	22	140	1,358	11.6

Lake

9. Jeanne McNulty - 1,327

	GP	FG-FGA	Pct.	3FG-A	Pct.	FT-FTA	Pct.	Reb.	Ave.	Ast.	Bl.	St.	Pts.	Ave.
1985-86	20	9-30	.300	---	---	11-16	.688	35	1.8	4	3	1	29	1.5
1986-87	31	110-243	.453	---	---	61-93	.656	166	5.4	13	28	32	281	9.1
1988-89	31	176-333	.529	4-12	.333	70-95	.737	179	5.8	36	20	47	426	13.7
1989-90	29	251-520	.483	15-39	.385	74-108	.685	201	6.9	48	18	54	591	20.4
Totals	111	546-1,126	.485	19-51	.373	216-312	.692	581	5.2	101	69	134	1,327	12.0

McNulty

10. Doris Deden-Hasquet - 1,248

	GP	FG-FGA	Pct.	3FG-A	Pct.	FT-FTA	Pct.	Reb.	Ave.	Ast.	Bl.	St.	Pts.	Ave.
1980-81	30	111-208	.534	---	---	71-110	.645	210	7.0	10	22	26	293	9.8
1981-82	27	137-275	.498	---	---	100-144	.694	192	7.1	18	36	23	374	13.9
1982-83	30	103-222	.464	---	---	45-78	.577	206	6.9	26	41	23	251	8.4
1983-84	30	132-289	.457	---	---	66-106	.623	248	8.3	44	34	38	330	11.0
Totals	117	483-994	.486	---	---	282-438	.644	856	7.3	98	133	110	1,248	10.7

Deden-Hasquet

11. Skyla Sisco - 1,238

	GP	FG-FGA	Pct.	3FG-A	Pct.	FT-FTA	Pct.	Reb.	Ave.	Ast.	Bl.	St.	Pts.	Ave.
1994-95	31	104-243	.428	17-66	.258	83-119	.697	87	2.8	110	7	64	308	9.9
1995-96	24	99-209	.474	16-44	.364	64-91	.703	62	2.6	122	1	51	278	11.6
1996-97	29	102-225	.453	22-56	.393	76-99	.768	76	2.6	169	1	55	302	10.4
1997-98	30	111-244	.455	15-59	.254	113-138	.819	114	3.8	186	10	65	350	11.7
Totals	114	416-921	.452	70-225	.311	336-447	.752	339	3.0	587	19	235	1,238	10.9

Sisco

12. Cheri Bratt - 1,196

	GP	FG-FGA	Pct.	3FG-A	Pct.	FT-FTA	Pct.	Reb.	Ave.	Ast.	Bl.	St.	Pts.	Ave.
1980-81	30	114-272	.419	---	---	30-59	.509	170	5.7	128	14	94	258	8.6
1981-82	23	101-211	.479	---	---	33-49	.673	150	6.5	93	9	59	235	10.2
1982-83	30	121-267	.453	---	---	83-104	.798	129	4.3	146	6	78	325	10.8
1983-84	30	164-313	.524	---	---	50-74	.676	208	6.9	121	25	70	378	12.6
Totals	113	500-1,063	.470	---	---	196-286	.685	657	5.8	488	54	301	1,196	10.6

Bratt

1,000-Point Career Scorers



Cummings

13. Linda Cummings - 1,165

	GP	FG-FGA	Pct.	3FG-A	Pct.	FT-FTA	Pct.	Reb.	Ave.	Ast.	Bl.	St.	Pts.	Ave.
1996-97	28	32-70	.457	0-1	.000	14-22	.636	65	2.3	12	3	1	78	2.8
1997-98	30	102-196	.520	5-12	.417	67-86	.779	118	3.9	15	9	15	276	9.2
1998-99	28	143-316	.453	37-91	.407	91-112	.813	208	7.4	32	23	24	414	14.8
1999-00	30	135-310	.435	22-56	.393	105-127	.827	189	6.3	39	9	15	397	13.2
Totals	116	412-892	.462	64-160	.400	277-347	.798	580	5.0	98	44	55	1,165	10.0



Novak

14. Anita Novak - 1,158

	GP	FG-FGA	Pct.	3FG-A	Pct.	FT-FTA	Pct.	Reb.	Ave.	Ast.	Bl.	St.	Pts.	Ave.
1981-82	27	76-183	.415	--	---	35-61	.574	139	5.1	20	11	14	187	6.9
1982-83	30	124-310	.400	--	---	35-61	.574	216	7.2	29	22	36	283	9.4
1983-84	30	133-314	.424	--	---	48-69	.696	195	6.5	32	31	42	314	10.5
1984-85	32	149-337	.442	--	---	76-122	.623	241	7.5	45	24	30	374	11.7
Totals	119	482-1,144	.421	--	---	194-313	.620	791	6.6	126	88	122	1,158	9.7



Koss

T15. Greta Koss - 1,157

	GP	FG-FGA	Pct.	3FG-A	Pct.	FT-FTA	Pct.	Reb.	Ave.	Ast.	Bl.	St.	Pts.	Ave.
1993-94	30	44-111	.396	1-4	.250	18-44	.409	116	3.9	23	18	33	107	3.6
1994-95	33	95-238	.399	5-17	.294	40-64	.625	168	5.1	58	14	71	235	7.1
1995-96	29	157-315	.498	10-34	.294	87-122	.713	273	9.4	56	28	65	411	14.2
1996-97	29	133-311	.428	10-28	.357	128-166	.771	289	10.0	87	42	68	404	13.9
Totals	121	429-975	.440	26-83	.313	273-396	.689	846	7.0	224	102	237	1,157	9.6



Muralt

T15. Sharla Muralt - 1,157

	GP	FG-FGA	Pct.	3FG-A	Pct.	FT-FTA	Pct.	Reb.	Ave.	Ast.	Bl.	St.	Pts.	Ave.
1982-83	28	52-119	.434	--	---	37-73	.507	138	4.9	6	25	13	141	5.0
1983-84	30	98-204	.480	--	---	92-135	.681	145	4.8	14	33	22	288	9.6
1984-85	32	163-332	.491	--	---	117-166	.705	274	8.6	41	28	26	443	13.8
1985-86	28	101-220	.459	--	---	83-131	.634	172	6.1	32	22	33	285	10.2
Totals	118	414-875	.473	--	---	329-505	.651	729	6.2	93	108	94	1,157	9.8



Brooks

17. Sherri Brooks - 1,143

	GP	FG-FGA	Pct.	3FG-A	Pct.	FT-FTA	Pct.	Reb.	Ave.	Ast.	Bl.	St.	Pts.	Ave.
1992-93	26	64-146	.438	5-22	.227	19-29	.655	103	4.0	32	6	37	152	5.9
1993-94	30	87-215	.405	5-34	.147	43-58	.741	108	3.6	63	16	52	222	7.4
1994-95	33	160-355	.451	29-87	.333	68-94	.723	112	3.4	132	27	115	417	12.6
1995-96	29	130-334	.389	24-79	.304	68-102	.667	126	4.3	93	16	74	352	12.1
Totals	118	441-1,050	.420	63-222	.284	198-283	.700	449	3.8	320	65	278	1,143	9.7




Langton-Schlimgen

18. Kristy Langton-Schlimgen - 1,124

	GP	FG-FGA	Pct.	3FG-A	Pct.	FT-FTA	Pct.	Reb.	Ave.	Ast.	Bl.	St.	Pts.	Ave.
1991-92	29	45-117	.385	15-48	.313	40-62	.645	91	3.1	38	10	22	145	5.0
1992-93	28	92-225	.409	17-54	.315	61-96	.635	195	7.0	71	18	38	262	9.4
1993-94	30	129-275	.469	26-77	.338	57-80	.713	179	6.0	46	16	25	341	11.4
1994-95	32	146-311	.469	29-97	.299	55-82	.671	162	5.1	68	12	43	376	11.8
Totals	119	412-928	.444	87-276	.315	213-320	.666	627	5.3	223	56	128	1,124	9.4

1,000-Point Career Scorers


19. Linda Weyler - 1,108



	GP	FG-FGA	Pct.	3FG-A	Pct.	FT-FTA	Pct.	Reb.	Ave.	Ast.	Bl.	St.	Pts.	Ave.
1996-97	21	22-56	.393	0-0	.000	12-20	.600	46	2.2	5	3	8	56	2.7
1997-98	27	67-131	.511	0-1	.000	16-27	.593	86	3.2	16	8	15	150	5.6
1998-99	28	210-442	.475	10-28	.375	100-138	.725	241	8.6	37	17	26	530	18.9
1999-00	30	138-356	.388	20-64	.312	76-106	.717	231	7.7	29	16	38	372	12.4
Totals	106	437-985	.444	30-93	.323	204-291	.701	604	5.7	87	44	87	1,108	10.5

Weyler


20. Jodi Hinrichs - 1,094



	GP	FG-FGA	Pct.	3FG-A	Pct.	FT-FTA	Pct.	Reb.	Ave.	Ast.	Bl.	St.	Pts.	Ave.
1990-91	30	89-169	.527	0-0	.000	47-84	.560	186	6.2	4	34	30	225	7.5
1991-92	30	141-261	.540	0-0	.000	50-97	.516	272	9.1	11	52	28	332	11.1
1992-93	3	7-18	.389	0-0	.000	6-11	.546	12	4.0	2	1	1	20	6.7
1993-94	23	52-114	.456	0-0	.000	23-33	.697	85	3.7	1	21	15	127	5.5
1994-95	33	159-325	.489	0-0	.000	72-109	.661	265	8.0	17	59	37	390	11.8
Totals	119	448-887	.505	0-0	.000	198-334	.593	820	6.9	35	167	111	1,094	9.2

Hinrichs


21. Dawn Silliker - 1,088



	GP	FG-FGA	Pct.	3FG-A	Pct.	FT-FTA	Pct.	Reb.	Ave.	Ast.	Bl.	St.	Pts.	Ave.
1984-85	31	108-265	.407	---	---	67-95	.705	166	5.4	77	8	26	283	9.1
1985-86	31	112-257	.436	---	---	48-69	.696	163	5.3	54	11	21	272	8.8
1986-87	31	108-257	.420	---	---	43-75	.573	160	5.2	71	9	31	259	8.4
1987-88	30	103-262	.393	1-3	.333	67-111	.604	178	5.9	85	11	33	274	9.1
Totals	123	431-1,041	.414	1-3	.333	225-350	.643	667	5.4	287	39	111	1,088	8.8

Silliker


22. Julie Deming - 1,073



	GP	FG-FGA	Pct.	3FG-A	Pct.	FT-FTA	Pct.	Reb.	Ave.	Ast.	Bl.	St.	Pts.	Ave.
1999-00	30	63-137	.460	6-15	.400	25-37	.676	94	3.1	55	8	27	157	5.2
2000-01	29	70-165	.424	11-21	.524	36-45	.800	86	3.0	39	3	23	187	6.4
2001-02	29	113-271	.417	25-64	.391	42-48	.875	135	4.7	71	12	31	293	10.1
2003-04	32	166-354	.469	35-75	.467	69-87	.793	176	5.5	82	13	70	436	13.6
Totals	120	412-927	.444	77-175	.440	172-217	.793	491	4.1	247	36	151	1,073	8.9

Deming


23. Johanna Closson - 1,043



	GP	FG-FGA	Pct.	3FG-A	Pct.	FT-FTA	Pct.	Reb.	Ave.	Ast.	Bl.	St.	Pts.	Ave.
2004-05	30	69-171	.404	9-27	.333	69-79	.873	115	3.8	20	6	12	216	7.2
2005-06	28	74-196	.378	9-34	.265	49-63	.778	131	4.7	16	10	18	206	7.4
2006-07	31	110-259	.425	27-63	.429	59-70	.843	201	6.5	32	13	36	306	9.9
2007-08	32	114-254	.449	21-48	.438	66-75	.880	170	5.3	50	9	37	315	9.8
Totals	121	367-880	.417	66-172	.384	243-287	.847	617	5.1	118	38	103	1,043	8.6

Closson


24. Krista Redpath - 1,026



	GP	FG-FGA	Pct.	3FG-A	Pct.	FT-FTA	Pct.	Reb.	Ave.	Ast.	Bl.	St.	Pts.	Ave.
1995-96	27	37-88	.420	0-2	.000	16-25	.640	89	3.3	8	14	17	90	3.3
1996-97	29	125-268	.466	1-7	.143	61-81	.753	169	5.8	14	33	20	312	10.8
1997-98	30	145-297	.488	4-10	.400	48-66	.727	158	5.3	32	19	25	342	11.5
1999-00	30	124-282	.440	9-37	.243	25-38	.658	128	4.3	33	53	24	282	9.4
Totals	116	431-935	.461	14-56	.250	150-210	.714	544	4.7	87	119	86	1,026	8.8

Redpath

25. Barb Kavanagh - 1,013



	GP	FG-FGA	Pct.	3FG-A	Pct.	FT-FTA	Pct.	Reb.	Ave.	Ast.	Bl.	St.	Pts.	Ave.
1981-82	27	95-215	.442	---	---	40-51	.784	64	2.4	99	1	38	230	8.5
1982-83	17	19-51	.373	---	---	13-21	.619	17	1.0	19	1	1	51	3.0
1983-84	30	133-308	.432	---	---	59-77	.766	81	2.7	116	4	21	325	10.8
1984-85	32	158-329	.480	---	---	91-116	.784	87	2.7	144	4	25	407	12.7
Totals	106	405-903	.449	---	---	203-265	.766	249	2.3	378	10	85	1,013	9.6

Kavanagh

All-Time Letter-winners

Anderson, Joy (1989-93)	Hutchinson, Minn.	Lohman, Britney (2005-present)	Bozeman, Mont.
Ash, Lindi (1978-80)	Hamilton, Mont.	Lorenzen, Brooklynn (2000-04)	Corvallis, Ore.
Austin, Vicki (1988-90)	East Moline, Ill.	McElmurry-Walker, Catie (1994-98)	Troy, Mont.
Bahnmler, Marietta (1988-90)	Big Sandy, Mont.	McLeod, Jody (2002-06)	Prospect, Ore.
Beattie, Carla (1991-96)	Philipsburg, Mont.	McLeod, Lisa (1985-89)	Great Falls, Mont.
Baird, Crystal (2001-05)	Chino, Calif.	McNally, Colleen (1987-91)	Ovando, Mont.
Beck, Lauren (2006-present)	Great Falls, Mont.	McNulty, Jeanne (1985-90)	Whitehall, Mont.
Bieber, Angella (1994-98)	Spokane, Wash.	Meier, Leah (1997-99)	Corvallis, Ore.
Brandell, Cheryl (1984-89)	Olympia, Wash.	Mendel, Linda (1985-90)	Malta, Mont.
Bratt, Cheri (1980-84)	Kalispell, Mont.	Moede, Kris (1984-88)	Missoula, Mont.
Brooks, Amy (2003-04)	Helena, Mont.	Monaco, Lynsey (2001-05)	Dillon, Mont.
Brooks, Sherri (1991-96)	Livingston, Mont.	Montes, LeAnn (1999-03)	Box Elder, Mont.
Cameron, Sheri (1977-80)	Fairbanks, Alaska	Morales, Mandy (2005-present)	Billings, Mont.
Carlson, Cork (1977-78)	Fairbanks, Alaska	Morast, Lora (1990-95)	Kalispell, Mont.
Cate, Shannon (1988-92)	Billings, Mont.	Muralt, Sharla (1982-86)	Missoula, Mont.
Closson, Johanna (2004-08)	Whitefish, Mont.	Novak, Anita (1981-85)	Minot, N.D.
Cocchiarella, Cara (1998-99)	Missoula, Mont.	O'Brien, Cathy (1977-78)	Missoula, Mont.
Conway, Dana (2004-08)	Billings, Mont.	Olson, Trish (1989-94)	Missoula, Mont.
Cooper, Lauren (1996-01)	Corvallis, Ore.	Omlid, Kristin (1989-94)	Stevensville, Mont.
Cote, Laura (2004-08)	Gardiner, Mont.	Patrick, Mo (1983-85)	Darby, Mont.
Cummings, Linda (1996-01)	Malta, Mont.	Phillips, Amy (1998-02)	Casper, Wyo.
Deden-Hasquet, Doris (1980-84)	Missoula, Mont.	Phillips, Susan (1978-79)	Arlee, Mont.
Deden-Smith, Linda (1977-80)	Missoula, Mont.	Pilcher, Kelly (1990-94)	Missoula, Mont.
Deming, Julie (1999-04)	Portland, Ore.	Rasmussen, Jill (1995-98)	Missoula, Mont.
DeShazer, Jackie (2003-04)	Libby, Mont.	Redpath, Krista (1995-98, 2000)	Great Falls, Mont.
Dickerson, Jami (1982-83)	Great Falls, Mont.	Ridgeway, Karyn (1985-88)	Missoula, Mont.
Eckmann, Juli (1979-83)	Minot, N.D.	Robb, Alison (1977-81)	Livingston, Mont.
Edwards, Katie (2002-06)	Lewistown, Mont.	Robison, Shadra (2006-present)	Billings, Mont.
Edwards, Stacey (1983-85)	Highland Park, Ill.	Rogers, Sonya (2005-present)	Lewistown, Mont.
Ena, Sarah (2007-present)	Kenmore, Wash.	Ruetten, Janet (1979-82)	San Diego, Calif.
Epperly, Julie (1988-91)	Kalispell, Mont.	Sackman, Dawn (1993-98)	Helmville, Mont.
Fariss, Jamie (1998-02)	Langley, Wash.	Sandback, Cheryl (1977-79)	Deer Lodge, Mont.
Fisher, Lisa (1977-80)	Upland, Calif.	Sather, April (1992-96)	Havre, Mont.
Frohlich, Jill (1990-94)	Missoula, Mont.	Schildt, Simarron (1998-02)	East Glacier, Mont.
Fugleberg, Ruth (1981-83)	Polson, Mont.	Schmitz, Michela (2004-06)	Great Falls, Mont.
Gale, Sara (2004-07)	Corvallis, Ore.	Selvig, Sandy (1978-81)	Outlook, Mont.
Gleason, Sharon (1977-78)	Missoula, Mont.	Sievers, Dawn (1991-94)	Miles City, Mont.
Green, Shannon (1980-81)	Big Sandy, Mont.	Silliker, Dawn (1984-88)	Whitefish, Mont.
Greenfield, Jill (1979-81)	Richland, Wash.	Sisco, Skyla (1993-98)	Malta, Mont.
Guardipee, Tamara (2005-present)	Browning, Mont.	Snead, Betsy (2006-07)	Gillette, Wyo.
Habbe, Sue (1980-83)	Missoula, Mont.	Sniffin, Shelli (1986-89)	Lander, Wyo.
Haasl, Kris (1985-90)	Florence, Mont.	St. John, Cathy (1979-83)	Opheim, Mont.
Hardy, Karen (1998-99)	Renton, Wash.	Stender, Stephanie (2007-present)	Sheridan, Wyo.
Harrington, Megan (1996-00)	Missoula, Mont.	Stevens, Candi (1977-80)	Great Falls, Mont.
Hathhorn, Siobhan (1981-83)	Anchorage, Alaska	Streeter-Chamberlain, Natalie (1983-87)	Great Falls, Mont.
Havlovick, Peg (1978-80)	Polson, Mont.	Strube, Laurie (1983-87)	Minot, N.D.
Henkel, Jill (2000-03)	Missoula, Mont.	Sullivan, Sheila (1977-79)	Anaconda, Mont.
Hinrichs, Jodi (1991-95)	Fairfield, Mont.	Thesenvitz, Shari (1980-83)	Richland, Wash.
Johannsen, Barb (1977-81)	Sunburst, Mont.	Thompson, Meggan (1996-00)	Laramie, Wyo.
Kaleva, Penny (1977-78)	Deer Lodge, Mont.	Tolbert, Dvera (2007-08)	Hardin, Mont.
Kavanagh, Barb (1981-85)	Fort Collins, Colo.	Tracy, Terre (1987-91)	Great Falls, Mont.
Keller, Cheryl (1998-02)	Turner, Mont.	Turner-Gardner, Allison (1994-99)	Walla Walla, Wash.
Keller, Juliann (2001-05)	Turner, Mont.	Tyler, Hollie (2001-05)	Leadore, Idaho
Kinzler, Marti (1986-91)	Fairview, Mont.	Valley, Laura (1998-02)	Tigard, Ore.
Kipp, Malia (1992-96)	Browning, Mont.	Venik, Kim (1989-90)	Colorado Springs, Colorado
Koehler, Mary (1981-85)	Aberdeen, Md.	Villegas, Corrie (2002-03)	Polson, Mont.
Koss, Greta (1992-97)	Malta, Mont.	Weyler, Linda (1996-00)	Billings, Montana
Lake, Ann (1990-94)	Missoula, Mont.	Whitaker, Annette (1979-81)	Cashmere, Washington
Langton-Schlimgen, Kristy (1990-95)	Stevensville, Mont.	Wilken, Karen (1998-99)	Fairbanks, Alaska
Leibenguth, Marti (1984-88)	Missoula, Mont.	Williams, Margaret (1982-87)	Olympia, Washington
Linford, Jessa (2007-present)	Seeley Lake, Mont.		

Montana Year-by-Year Statistics

Year	G	FGM-A	PCT	3FGM-A	PCT	FTM-A	PCT	REB	AVE	PF	A	TO	BL	ST	PTS	AVE
2007-08	32	835-1,894	.441	201-513	.392	521-671	.776	1,296	40.5	502	441	464	132	228	2,392	74.8
2006-07	31	838-1,890	.443	192-503	.382	534-698	.765	1,297	41.8	501	471	420	143	194	2,402	77.5
2005-06	28	693-1,746	.397	164-468	.350	422-559	.755	1,215	43.4	395	359	374	146	204	1,972	70.4
2004-05	30	689-1,664	.414	123-358	.344	403-536	.752	1,145	38.2	391	446	464	138	241	1,904	63.5
2003-04	32	825-1,901	.434	164-432	.380	380-524	.725	1,215	38.0	441	572	386	149	277	2,194	68.6
2002-03	30	733-1,869	.392	170-525	.324	320-445	.719	1,226	40.9	438	502	399	154	235	1,958	65.3
2001-02	29	756-1,823	.415	137-425	.322	315-440	.716	1,131	39.0	475	505	397	106	254	1,964	67.7
2000-01	30	736-1,792	.411	178-485	.367	435-592	.735	1,188	39.6	478	459	419	94	226	2,085	69.5
1999-2000	30	703-1,752	.401	143-467	.306	359-492	.730	1,221	40.7	470	441	533	129	271	1,908	63.6
1998-99	28	618-1,579	.391	120-364	.330	381-560	.680	1,090	38.9	467	412	486	78	181	1,737	62.0
1997-98	30	789-1,746	.452	145-394	.368	425-592	.718	1,185	39.5	518	495	503	118	289	2,148	71.6
1996-97	29	705-1,685	.418	126-352	.358	411-573	.717	1,177	40.6	458	456	500	126	289	1,947	67.1
1995-96	29	733-1,772	.414	120-370	.324	411-603	.682	1,230	42.4	502	428	487	170	321	1,997	68.9
1994-95	33	884-2,039	.434	97-330	.294	467-687	.680	1,369	41.5	498	470	525	183	425	2,332	70.7
1993-94	30	783-1,797	.436	100-307	.326	521-809	.644	1,310	43.7	476	491	457	129	315	2,187	72.9
1992-93	28	745-1,833	.406	109-327	.333	417-691	.604	1,370	48.9	499	425	451	161	290	2,016	72.0
1991-92	30	837-1,851	.452	114-321	.355	440-706	.623	1,310	43.7	536	503	533	132	282	2,228	74.3
1990-91	30	836-1,798	.465	77-210	.367	449-698	.643	1,279	42.6	448	494	NA	115	290	2,198	73.3
1989-90	30	880-1,891	.465	55-142	.387	379-549	.690	1,275	42.5	482	555	509	131	296	2,194	73.1
1988-89	31	888-1,949	.456	44-123	.358	391-581	.673	1,295	41.8	487	565	512	194	316	2,211	71.3
1987-88	30	852-1,789	.476	16-42	.381	413-631	.655	1,340	44.7	495	535	552	169	246	2,133	71.1
1986-87	31	878-1,921	.457	4-14	.286	396-617	.642	1,212	39.1	538	567	505	143	327	2,156	69.5
1985-86	31	843-1,782	.473	---	---	384-581	.661	1,244	40.1	544	517	545	142	268	2,070	66.8
1984-85	32	870-1,957	.445	---	---	524-750	.699	1,327	41.4	595	489	520	109	214	2,264	70.8
1983-84	31	830-1,904	.436	---	---	429-626	.685	1,266	42.2	583	493	511	142	294	2,089	69.6
1982-83	30	799-1,864	.429	---	---	401-620	.647	1,331	44.4	577	472	585	137	336	1,999	66.6
1981-82	27	719-1,632	.441	---	---	363-553	.656	1,174	43.5	479	394	516	94	292	1,801	66.7
1980-81	30	792-1,874	.423	---	---	389-629	.618	1,381	46.0	597	437	690	125	337	1,973	65.8
1979-80	29	708-1,742	.406	---	---	378-598	.633	1,354	46.7	545	352	640	NA	294	1,794	61.9
1978-79	26	584-1,529	.382	---	---	305-535	.570	1,036	39.8	527	NA	NA	NA	NA	1,473	56.7
1977-78	20	381-1,124	.339	---	---	214-383	.559	913	48.1	378	171	NA	NA	136	979	51.5
1976-77	18	326-1,018	.320	---	---	155-294	.527	802	53.5	331	NA	NA	NA	NA	807	53.8

Opponent Year-by-Year Statistics

Year	G	FGM-A	PCT	3FGM-A	PCT	FTM-A	PCT	REB	AVE	PF	A	TO	BL	ST	PTS	AVE
2007-08	32	707-1,941	.364	234-715	.327	394-525	.750	1,150	35.9	597	421	495	81	201	2,042	63.8
2006-07	31	672-1,888	.356	184-597	.308	409-569	.719	1,148	37.0	597	397	482	79	198	1,937	62.5
2005-06	28	605-1,723	.351	141-485	.291	303-441	.687	1,102	39.4	483	358	423	90	190	1,654	59.1
2004-05	30	620-1,669	.371	186-581	.320	301-414	.727	1,015	33.8	519	393	488	64	263	1,727	57.6
2003-04	32	647-1,801	.359	174-540	.322	311-449	.693	1,172	36.6	488	422	527	86	192	1,779	55.6
2002-03	30	648-1,699	.381	163-511	.319	325-451	.721	1,106	36.9	349	418	476	72	197	1,784	59.5
2001-02	29	588-1,567	.375	143-424	.337	378-530	.713	1,066	36.8	437	368	536	78	173	1,697	58.5
2000-01	30	648-1,743	.372	148-478	.310	356-498	.715	1,145	38.2	545	384	504	95	207	1,800	60.0
1999-2000	30	577-1,668	.346	151-482	.313	319-478	.667	1,090	36.3	495	356	593	69	244	1,624	54.1
1998-99	28	620-1,596	.388	143-443	.323	358-520	.688	1,054	37.6	525	370	468	63	233	1,741	62.2
1997-98	30	592-1,681	.352	146-502	.291	392-605	.648	1,079	36.0	563	367	584	57	232	1,722	57.4
1996-97	29	561-1,618	.347	118-410	.288	326-486	.671	1,064	36.7	545	355	600	73	238	1,566	54.0
1995-96	29	552-1,659	.333	105-397	.264	410-581	.706	1,155	39.8	572	297	600	62	248	1,619	55.8
1994-95	33	644-1,822	.353	137-502	.273	362-554	.653	1,242	37.6	643	378	744	73	269	1,787	54.2
1993-94	30	609-1,721	.354	121-426	.284	334-487	.686	1,107	36.9	657	357	611	87	195	1,673	55.8
1992-93	28	540-1,706	.317	105-377	.279	371-553	.671	1,200	42.9	610	332	558	62	215	1,556	55.6
1991-92	30	666-1,858	.358	129-410	.315	373-534	.699	1,170	39.0	627	448	604	83	239	1,834	61.1
1990-91	30	640-1,782	.359	88-298	.295	283-431	.657	1,077	35.9	597	397	NA	63	218	1,651	55.0
1989-90	30	655-1,792	.366	78-245	.318	317-493	.643	1,091	36.4	535	424	589	55	234	1,705	56.8
1988-89	31	633-1,765	.359	66-191	.346	394-560	.704	1,135	36.6	557	406	673	68	213	1,726	55.7
1987-88	30	601-1,712	.351	43-160	.269	365-543	.672	970	32.3	565	381	555	72	236	1,610	53.7
1986-87	31	662-1,651	.397	27-80	.338	400-586	.683	1,081	34.9	571	386	573	64	233	1,751	55.8
1985-86	31	656-1,738	.377	---	---	355-557	.637	1,062	34.3	477	401	566	75	246	1,667	53.8
1984-85	32	776-1,951	.398	---	---	414-636	.651	1,235	38.6	653	453	560	114	243	1,966	61.4
1983-84	31	613-1,593	.385	---	---	422-643	.656	1,072	35.7	602	330	667	73	204	1,648	54.9
1982-83	30	634-1,669	.380	---	---	382-602	.635	1,102	36.7	597	328	680	69	311	1,650	55.0
1981-82	27	563-1,520	.370	---	---	318-501	.635	961	35.6	517	324	562	67	268	1,444	53.5
1980-81	30	626-1,785	.351	---	---	413-649	.636	1,230	41.0	647	349	744	90	306	1,665	55.5
1979-80	29	608-1,601	.379	---	---	369-549	.672	1,073	37.0	589	317	679	NA	270	1,585	54.7
1978-79	26	573-1,575	.364	---	---	363-566	.641	1,092	42.0	526	NA	NA	NA	NA	1,487	57.2
1977-78	20	477-1,309	.364	---	---	228-377	.605	984	51.8	405	NA	NA	NA	NA	1,182	62.2
1976-77	18	366-1,010	.362	---	---	180-340	.529	833	55.5	314	NA	NA	NA	NA	914	60.9

Year-by-Year Leaders

POINTS

1978	Linda Deden	217
1979	Linda Deden	280
1980	Jill Greenfield	449
1981	Jill Greenfield	484
1982	Doris Deden	374
1983	Cheri Bratt	325
1984	Cheri Bratt	378
1985	Sharla Muralt	443
1986	Marti Leibenguth	367
1987	Lisa McLeod	448
1988	Marti Leibenguth	499
1989	Lisa McLeod	442
1990	Shannon Cate	609
1991	Shannon Cate	668
1992	Shannon Cate	583
1993	Ann Lake	336
1994	Ann Lake	449
1995	Sherri Brooks	417
1996	Greta Koss	411
1997	Greta Koss	404
1998	Skyla Sisco	350
1999	Linda Weyler	530
2000	Lauren Cooper	404
2001	Lauren Cooper	426
2002	Hollie Tyler	375
2003	Hollie Tyler	454
2004	Julie Deming	436
2005	Hollie Tyler	435
2006	Katie Edwards	415
2007	Mandy Morales	612
2008	Mandy Morales	422

SCORING AVERAGE

1978	Linda Deden	12.1
1979	Linda Deden	10.8
1980	Jill Greenfield	16.0
1981	Jill Greenfield	16.1
1982	Doris Deden	13.9
1983	Cheri Bratt	10.8
1984	Cheri Bratt	12.6
1985	Sharla Muralt	13.8
1986	Marti Leibenguth	11.8
1987	Lisa McLeod	14.5
1988	Marti Leibenguth	16.6
1989	Lisa McLeod	14.3
1990	Jeanne McNulty	20.4
1991	Shannon Cate	22.3
1992	Shannon Cate	23.3
1993	Ann Lake	12.4
1994	Ann Lake	15.0
1995	Sherri Brooks	12.6
1996	Greta Koss	14.2
1997	Greta Koss	13.9
1998	Skyla Sisco	11.7
1999	Linda Weyler	18.9
2000	Lauren Cooper	13.5
2001	Lauren Cooper	14.2
2002	Hollie Tyler	12.9
2003	Hollie Tyler	15.1
2004	Julie Deming	13.6
2005	Hollie Tyler	14.5
2006	Mandy Morales	15.9
2007	Mandy Morales	19.7
2008	Mandy Morales	16.2

FIELD GOALS MADE

1978	Linda Deden	84
1979	Linda Deden	118
1980	Jill Greenfield	181
1981	Jill Greenfield	191
1982	Doris Deden	137
1983	Juli Eckmann	130
1984	Cheri Bratt	164
1985	Sharla Muralt	163
1986	Marti Leibenguth	154
1987	Lisa McLeod	182
1988	Marti Leibenguth	198
1989	Jeanne McNulty	176
1990	Jeanne McNulty	251
1991	Shannon Cate	250
1992	Shannon Cate	208
1993	Ann Lake	131
1994	Ann Lake	160
1995	Sherri Brooks	160
1996	Greta Koss	157
1997	Greta Koss	133
1998	Krista Redpath	145
1999	Linda Weyler	210
2000	Lauren Cooper	140
2001	Lauren Cooper	143
2002	Hollie Tyler	153
2003	Hollie Tyler	181
2004	Hollie Tyler	183
2005	Hollie Tyler	175
2006	Katie Edwards	152
2007	Mandy Morales	189
2008	Mandy Morales	135

FIELD GOAL PERCENTAGE

1978	Sheila Sullivan	.404
1979	Linda Deden	.435
1980	Jill Greenfield	.517
1981	Doris Deden	.534
1982	Siobhan Hathhorn	.500
1983	Juli Eckmann	.494
1984	Cheri Bratt	.524
1985	Sharla Muralt	.491
1986	Marti Leibenguth	.572
1987	Marti Leibenguth	.530
1988	Marti Leibenguth	.547
1989	Jeanne McNulty	.529
1990	Shannon Cate	.521
1991	Shannon Cate	.502
1992	Shannon Cate	.552
1993	Ann Lake	.491
1994	Ann Lake	.488
1995	Jodi Hinrichs	.489
1996	Greta Koss	.498
1997	Krista Redpath	.466
1998	Linda Cummings	.520
1999	Linda Weyler	.475
2000	Julie Deming	.460
2001	Laura Valley	.470
2002	Crystal Baird	.477
2003	Crystal Baird	.448
2004	Julianne Keller	.474
2005	Hollie Tyler	.464
2006	Jody McLeod	.487
2007	Britney Lohman	.525
2008	Sonya Rogers	.469

* minimum three attempts per game

3-POINT FIELD GOALS MADE

1987	Natalie Chamberlain	2
1988	Marti Leibenguth	11
1989	Shannon Cate	37
1990	Shannon Cate	22
1991	Shannon Cate	33
1992	Shannon Cate	41
1993	Carla Beattie	30
1994	Carla Beattie	31
1995	Sherri Brooks, Kristy Langton	29
1996	Carla Beattie	42
1997	Catie McElmurray	44
1998	Lauren Cooper	55
1999	Linda Cummings	37
2000	Lauren Cooper	48
2001	Lauren Cooper	71
2002	Cheryl Keller	47
2003	Katie Edwards	57
2004	Katie Edwards	60
2005	Katie Edwards	66
2006	Katie Edwards	53
2007	Mandy Morales	55
2008	Sonya Rogers	72

3-POINT FIELD GOAL PERCENTAGE

1987	N/A	
1988	N/A	
1989	Shannon Cate	.435
1990	Shannon Cate	.423
1991	Marti Kinzler	.426
1992	Shannon Cate	.488
1993	Joy Anderson	.387
1994	Carla Beattie	.403
1995	Sherri Brooks	.333
1996	Catie McElmurray	.378
1997	Lauren Cooper	.404
1998	Lauren Cooper	.451
1999	Linda Cummings	.407
2000	Lauren Cooper	.333
2001	Cheryl Keller	.424
2002	Julie Deming	.391
2003	Brooklynn Lorenzen	.431
2004	Julie Deming	.467
2005	Katie Edwards	.382
2006	Dana Conway	.390
2007	Britney Lohman	.458
2008	Sonya Rogers	.486

* minimum 45 attempts

Year-by-Year Leaders

FREE THROWS MADE

1978	Linda Deden	49
1979	Sandy Selvig	54
1980	Jill Greenfield	87
1981	Jill Greenfield	102
1982	Doris Deden	100
1983	Cheri Bratt	83
1984	Sharla Muralt	92
1985	Sharla Muralt	117
1986	Sharla Muralt	83
1987	Lisa McLeod	84
1988	Marti Leibenguth	92
1989	Lisa McLeod	92
1990	Shannon Cate	123
1991	Shannon Cate	135
1992	Shannon Cate	126
1993	Carla Beattie	76
1994	Ann Lake	129
1995	Skyla Sisco	83
1996	Greta Koss	87
1997	Greta Koss	128
1998	Skyla Sisco	113
1999	Linda Weyler	100
2000	Lauren Cooper, Linda Weyler	76
2001	Linda Cummings	105
2002	Hollie Tyler	60
2003	Hollie Tyler	83
2004	Hollie Tyler	69
2005	Hollie Tyler	78
2006	Mandy Morales	124
2007	Mandy Morales	179
2008	Mandy Morales	108

FREE THROW PERCENTAGE

1978	Sheila Sullivan	.666
1979	Candie Stevens	.638
1980	Janet Ruetten	.852
1981	Juli Eckmann	.750
1982	Barb Kavanagh	.784
1983	Cheri Bratt	.798
1984	Barb Kavanagh	.766
1985	Barb Kavanagh	.784
1986	Dawn Silliker	.696
1987	Marti Leibenguth	.795
1988	Karyn Ridgeway	.768
1989	Shannon Cate	.780
1990	Shannon Cate	.843
1991	Shannon Cate	.785
1992	Shannon Cate	.846
1993	Carla Beattie	.845
1994	Carla Beattie	.833
1995	Lora Morast	.745
1996	Greta Koss	.713
1997	Greta Koss	.771
1998	Skyla Sisco	.819
1999	Linda Cummings	.813
2000	Cheryl Keller	.877
2001	Lauren Cooper	.896
2002	Simarron Schildt	.732
2003	Crystal Baird	.769
2004	Brooklynn Lorenzen	.810
2005	Johanna Closson	.873
2006	Katie Edwards	.853
2007	Johanna Closson	.843
2008	Johanna Closson	.880

* minimum 50 attempts

REBOUND AVERAGE

1978	Linda Deden	10.2
1979	Linda Deden	6.9
1980	Jill Greenfield	9.0
1981	Jill Greenfield	10.6
1982	Doris Deden	7.1
1983	Anita Novak	7.2
1984	Doris Deden	8.3
1985	Sharla Muralt	8.6
1986	Sharla Muralt	6.1
1987	Marti Leibenguth	7.1
1988	Marti Leibenguth	9.5
1989	Lisa McLeod	8.0
1990	Shannon Cate	8.6
1991	Shannon Cate	9.4
1992	Jodi Hinrichs	9.1
1993	Ann Lake	8.7
1994	Ann Lake	8.3
1995	Jodi Hinrichs	8.0
1996	Greta Koss	9.4
1997	Greta Koss	10.0
1998	Lauren Cooper	5.7
1999	Linda Weyler	8.6
2000	Linda Weyler	7.7
2001	Lauren Cooper	7.2
2002	Hollie Tyler	7.9
2003	Hollie Tyler	9.3
2004	Hollie Tyler	7.2
2005	Hollie Tyler	7.2
2006	Jody McLeod	7.0
2007	Johanna Closson	6.5
2008	Britney Lohman	5.6

ASSISTS

1978	Sheri Cameron	36
1979	N/A	
1980	Sandy Selvig	75
1981	Cheri Bratt	128
1982	Barb Kavanagh	99
1983	Cheri Bratt	146
1984	Cheri Bratt	121
1985	Barb Kavanagh	144
1986	Cheryl Brandell	150
1987	Margaret Williams	209
1988	Karyn Ridgeway	115
1989	Cheryl Brandell	127
1990	Julie Epperly	157
1991	Shannon Cate	113
1992	Julie Epperly	119
1993	Kelly Pilcher	126
1994	Kelly Pilcher	215
1995	Sherri Brooks	132
1996	Skyla Sisco	122
1997	Skyla Sisco	169
1998	Skyla Sisco	186
1999	Meggan Thompson	103
2000	Megan Harrington	115
2001	Brooklynn Lorenzen	120
2002	Brooklynn Lorenzen	164
2003	Brooklynn Lorenzen	166
2004	Brooklynn Lorenzen	251
2005	Lynsey Monaco	169
2006	Mandy Morales	95
2007	Mandy Morales	211
2008	Mandy Morales	129

BLOCKS

1978	N/A	
1979	N/A	
1980	N/A	
1981	N/A	
1982	Doris Deden	36
1983	Doris Deden	41
1984	Doris Deden	34
1985	Sharla Muralt	28
1986	Lisa McLeod	47
1987	Lisa McLeod	62
1988	Lisa McLeod	65
1989	Lisa McLeod	63
1990	Kris Haasl	46
1991	Trish Olson	35
1992	Jodi Hinrichs	52
1993	Jill Frohlich	85
1994	Jodi Hinrichs, Malia Kipp	21
1995	Jodi Hinrichs	59
1996	Angella Bieber	70
1997	Greta Koss	42
1998	Angella Bieber	55
1999	Linda Cummings, Laura Valley	23
2000	Krista Redpath	53
2001	Laura Valley	34
2002	Hollie Tyler	41
2003	Hollie Tyler	86
2004	Hollie Tyler	82
2005	Hollie Tyler	88
2006	Tamara Guardipee	60
2007	Tamara Guardipee	40
2008	Britney Lohman	28

STEALS

1978	Sheila Sullivan	27
1979	N/A	
1980	Sandy Selvig	48
1981	Cheri Bratt	94
1982	Cheri Bratt	59
1983	Cheri Bratt	78
1984	Cheri Bratt	70
1985	Marti Leibenguth	31
1986	Cheryl Brandell	51
1987	Margaret Williams	68
1988	Lisa McLeod	45
1989	Lisa McLeod	79
1990	Jeanne McNulty	54
1991	Shannon Cate, Julie Epperly	51
1992	Shannon Cate	45
1993	Kelly Pilcher	53
1994	Kelly Pilcher	68
1995	Sherri Brooks	115
1996	Sherri Brooks	74
1997	Greta Koss	68
1998	Skyla Sisco	65
1999	Cheryl Keller	31
2000	Megan Harrington	55
2001	Cheryl Keller	52
2002	Cheryl Keller	66
2003	Lynsey Monaco	41
2004	Julie Deming	70
2005	Lynsey Monaco	64
2006	Mandy Morales	51
2007	Mandy Morales	52
2008	Johanna Closson	37

Individual Single-Season Records

POINTS

1. 668	Shannon Cate, 1991
2. 612	Mandy Morales, 2007
3. 609	Shannon Cate, 1990
4. 591	Jeanne McNulty, 1990
5. 583	Shannon Cate, 1992
6. 530	Linda Weyler, 1999
7. 499	Marti Leibenguth, 1988
8. 484	Jill Greenfield, 1981
9. 454	Hollie Tyler, 2003
10. 449	Ann Lake, 1994
449	Jill Greenfield, 1980

SCORING AVERAGE

1. 23.3	Shannon Cate, 1992
2. 22.3	Shannon Cate, 1991
3. 20.4	Jeanne McNulty, 1990
4. 20.3	Shannon Cate, 1990
5. 19.7	Mandy Morales, 2007
6. 18.9	Linda Weyler, 1999
7. 16.6	Marti Leibenguth, 1988
8. 16.2	Mandy Morales, 2008
9. 16.1	Jill Greenfield, 1981
10. 16.0	Jill Greenfield, 1980

FIELD GOALS MADE

1. 251	Jeanne McNulty, 1990
2. 250	Shannon Cate, 1991
3. 232	Shannon Cate, 1990
4. 210	Linda Weyler, 1999
5. 208	Shannon Cate, 1992
6. 198	Marti Leibenguth, 1988
7. 191	Jill Greenfield, 1981
8. 189	Mandy Morales, 2007
9. 183	Hollie Tyler, 2004
10. 182	Lisa McLeod, 1987

FIELD GOALS ATTEMPTED

1. 520	Jeanne McNulty, 1990
2. 498	Shannon Cate, 1991
3. 445	Shannon Cate, 1990
4. 442	Linda Weyler, 1999
5. 424	Hollie Tyler, 2003
6. 422	Mandy Morales, 2007
422	Katie Edwards, 2006
8. 413	Hollie Tyler, 2004
9. 395	Jill Greenfield, 1981
10. 377	Hollie Tyler, 2005
377	Shannon Cate, 1992

FIELD GOAL PERCENTAGE

1. .572	Marti Leibenguth, 1986
2. .552	Shannon Cate, 1992
3. .547	Marti Leibenguth, 1988
4. .540	Jodi Hinrichs, 1992
5. .534	Doris Deden-Hasquet, 1981
6. .530	Marti Leibenguth, 1987
7. .529	Jeanne McNulty, 1989
8. .524	Cheri Bratt, 1984
9. .523	Lisa McLeod, 1988
10. .521	Shannon Cate, 1990

* minimum 200 attempts

3-POINT FIELD GOALS MADE

1. 72	Sonya Rogers, 2008
2. 71	Lauren Cooper, 2001
3. 66	Katie Edwards, 2005
4. 60	Katie Edwards, 2004
5. 57	Katie Edwards, 2003
6. 55	Mandy Morales, 2007
55	Lauren Cooper, 1998
8. 53	Katie Edwards, 2006
9. 48	Lauren Cooper, 2000
10. 47	Cheryl Keller, 2002

3-POINT FIELD GOAL ATTEMPTS

1. 174	Lauren Cooper, 2001
2. 173	Katie Edwards, 2005
3. 167	Katie Edwards, 2006
4. 163	Katie Edwards, 2003
5. 150	Katie Edwards, 2004
6. 148	Sonya Rogers, 2008
7. 144	Lauren Cooper, 2000
8. 140	Mandy Morales, 2007
9. 137	Cheryl Keller, 2002
10. 122	Three players

3-POINT FIELD GOAL PERCENTAGE

1. .488	Shannon Cate, 1992
2. .486	Sonya Rogers, 2008
3. .467	Julie Deming, 2004
4. .458	Britney Lohman, 2007
5. .451	Lauren Cooper, 1998
6. .438	Johanna Closson, 2008
7. .435	Shannon Cate, 1989
8. .431	Brooklynn Lorenzen, 2003
9. .429	Johanna Closson, 2007
10. .426	Marti Kinzler, 1991

* minimum 45 attempts



Jeanne McNulty hit 251 field goals in 1989-90

Individual Single-Season Records

FREE THROWS MADE

1. 179	Mandy Morales, 2007
2. 135	Shannon Cate, 1991
3. 129	Ann Lake, 1994
4. 128	Greta Koss, 1997
5. 126	Shannon Cate, 1992
6. 124	Mandy Morales, 2006
7. 123	Shannon Cate, 1990
8. 117	Sharla Muralt, 1985
9. 113	Skyla Sisco, 1998
10. 108	Mandy Morales, 2008

FREE THROWS ATTEMPTED

1. 250	Ann Lake, 1994
2. 214	Mandy Morales, 2007
3. 172	Shannon Cate, 1991
4. 166	Greta Koss, 1997
166	Sharla Muralt, 1985
6. 155	Mandy Morales, 2006
7. 153	Ann Lake, 1993
8. 152	Ann Lake, 1992
9. 150	Jill Greenfield, 1981
10. 149	Shannon Cate, 1992

FREE THROW PERCENTAGE

1. .896	Lauren Cooper, 2001
2. .880	Johanna Closson, 2008
3. .877	Cheryl Keller, 2000
4. .873	Johanna Closson, 2005
5. .853	Laura Cote, 2008
.853	Katie Edwards, 2006
7. .852	Janet Ruetten, 1980
8. .846	Shannon Cate, 1992
9. .845	Carla Beattie, 1993
10. .844	Lauren Cooper, 2000

* minimum 50 attempts

REBOUNDS

1. 318	Jill Greenfield, 1981
2. 289	Greta Koss, 1997
3. 284	Marti Leibenguth, 1988
4. 281	Shannon Cate, 1991
5. 278	Hollie Tyler, 2003
6. 274	Sharla Muralt, 1985
7. 273	Greta Koss, 1996
8. 272	Jodi Hinrichs, 1992
9. 265	Jodi Hinrichs, 1995
10. 259	Shannon Cate, 1990

REBOUND AVERAGE

1. 10.6	Jill Greenfield, 1981
2. 10.2	Linda Deden, 1978
3. 10.0	Greta Koss, 1997
4. 9.5	Marti Leibenguth, 1988
5. 9.41	Greta Koss, 1996
6. 9.37	Shannon Cate, 1991
7. 9.3	Hollie Tyler, 2003
8. 9.1	Jodi Hinrichs, 1992
9. 9.0	Jill Greenfield, 1980
10. 8.7	Ann Lake, 1993

ASSISTS

1. 251	Brooklynn Lorenzen, 2004
2. 215	Kelly Pilcher, 1994
3. 211	Mandy Morales, 2007
4. 209	Margaret Williams, 1987
5. 186	Skyla Sisco, 1998
6. 169	Lynsey Monaco, 2005
169	Skyla Sisco, 1997
8. 166	Brooklynn Lorenzen, 2003
9. 164	Brooklynn Lorenzen, 2002
10. 157	Julie Epperly, 1990

TURNOVERS

1. 128	Cheri Bratt, 1983
128	Annette Whitaker, 1980
3. 119	Kelly Pilcher, 1994
4. 117	Skyla Sisco, 1998
117	Skyla Sisco, 1997
6. 116	Annette Whitaker, 1981
7. 114	Lynsey Monaco, 2005
8. 111	Barb Kavanagh, 1985
9. 105	Four players

BLOCKS

1. 88	Hollie Tyler, 2005
2. 86	Hollie Tyler, 2003
3. 85	Jill Frohlich, 1993
4. 82	Hollie Tyler, 2004
5. 70	Angella Bieber, 1996
6. 65	Lisa McLeod, 1988
7. 63	Lisa McLeod, 1989
8. 62	Lisa McLeod, 1987
9. 60	Tamara Guardipee, 2006
10. 59	Jodi Hinrichs, 1995

STEALS

1. 115	Sherri Brooks, 1995
2. 94	Cheri Bratt, 1981
3. 79	Lisa McLeod, 1989
4. 78	Cheri Bratt, 1983
5. 74	Sherri Brooks, 1996
6. 71	Greta Koss, 1995
7. 70	Julie Deming, 2004
70	Cheri Bratt, 1984
9. 68	Greta Koss, 1997
68	Kelly Pilcher, 1994
68	Margaret Williams, 1987



Lauren Cooper shot over 89 percent from the free throw line in 2000-01

Team Single-Season Records

WINS

1.	28	1988
2.	27	2007
	27	2004
	27	1990
	27	1989
	27	1986
7.	26	1995
	26	1991
	26	1987
	26	1984
	26	1983

POINTS

1.	2,402	2007
2.	2,392	2008
3.	2,332	1985
4.	2,264	1985
5.	2,228	1992
6.	2,211	1989
7.	2,198	1991
8.	2,194	2004
	2,194	1990
10.	2,187	1994

SCORING AVERAGE

1.	77.5	2007
2.	74.8	2008
3.	74.3	1992
4.	73.3	1991
5.	73.1	1990
6.	72.9	1994
7.	72.0	1993
8.	71.6	1998
9.	71.3	1989
10.	71.1	1988

MARGIN OF VICTORY

1.	18.3	1991
2.	17.4	1988
3.	17.1	1994
4.	16.5	1995
5.	16.4	1993
6.	16.3	1990
7.	15.6	1989
8.	15.0	2007
9.	14.7	1984
10.	14.2	1998

FEWEST POINTS ALLOWED

1.	1,182	1978
2.	1,444	1982
3.	1,487	1979
4.	1,556	1993
5.	1,566	1997
6.	1,585	1980
7.	1,610	1988
8.	1,619	1996
9.	1,624	2000
10.	1,648	1984

LOWEST SCORING AVE. ALLOWED

1.	53.5	1982
2.	53.7	1988
3.	53.8	1986
4.	54.0	1997
5.	54.1	2000
6.	54.2	1995
7.	54.7	1980
8.	54.9	1984
9.	55.00	1983
10.	55.03	1991

FIELD GOALS MADE

1.	888	1989
2.	884	1995
3.	880	1990
4.	878	1987
5.	870	1985
6.	852	1988
7.	843	1986
8.	838	2007
9.	837	1992
10.	836	1991

FIELD GOAL ATTEMPTS

1.	2,039	1995
2.	1,957	1985
3.	1,949	1989
4.	1,921	1987
5.	1,904	1984
6.	1,901	2004
7.	1,894	2008
8.	1,891	1990
9.	1,890	2007
10.	1,874	1981

FIELD GOAL PERCENTAGE

1.	.476	1988
2.	.473	1986
3.	.4654	1990
4.	.4650	1991
5.	.457	1987

6.	.456	1989
7.	.4522	1992
8.	.4519	1998
9.	.445	1985
10.	.443	2007

DEFENSIVE FIELD GOAL PCT.

1.	.317	1993
2.	.333	1996
3.	.346	2000
4.	.347	1997
5.	.3507	1981
6.	.35105	1988
7.	.35113	2006
8.	.352	1998
9.	.353	1995
10.	.354	1994

3-POINT FIELD GOALS MADE

1.	201	2008
2.	192	2007
3.	178	2001
4.	170	2003
5.	164	2006
	164	2004
7.	145	1998
8.	143	2000
9.	137	2002
10.	126	1997

3-POINT FIELD GOALS ATTEMPTED

1.	525	2003
2.	513	2008
3.	503	2007
4.	485	2001
5.	468	2006
6.	467	2000
7.	432	2004
8.	425	2002
9.	394	1998
10.	370	1996



The 1994-95 Lady Griz won by an average of more than 16 points per game

Team Single-Season Records

3-POINT FIELD GOAL PERCENTAGE

1. .392	2008
2. .387	1990
3. .382	2007
4. .381	1988
5. .380	2004
6. .368	1998
7. .3670	2001
8. .3667	1991
9. .3580	1997
10. .3577	1989

FREE THROWS MADE

1. 534	2007
2. 524	1985
3. 521	2008
521	1994
5. 467	1995
6. 449	1991
7. 440	1992
8. 435	2001
9. 429	1984
10. 425	1998

FREE THROWS ATTEMPTED

1. 809	1994
2. 750	1985
3. 706	1992
4. 698	2007
698	1991
6. 691	1993
7. 687	1995
8. 671	2008
9. 631	1988
10. 629	1981

FREE THROW PERCENTAGE

1. .776	2008
2. .765	2007
3. .755	2006
4. .752	2005
5. .735	2001
6. .730	2000
7. .725	2004
8. .719	2003
9. .718	1998
10. .717	1997

REBOUNDS

1. 1,381	1981
2. 1,370	1993
3. 1,369	1995
4. 1,354	1980
5. 1,340	1988
6. 1,331	1983
7. 1,327	1985
8. 1,310	1994
1,310	1992
10. 1,297	2007

REBOUND AVERAGE

1. 48.9	1993
2. 48.1	1978
3. 46.7	1980
4. 46.0	1981
5. 44.7	1988
6. 44.4	1983
7. 43.7	1994
43.7	1992
9. 43.5	1982
10. 43.4	2006

REBOUND MARGIN

1. +12.4	1988
2. +9.7	1980
3. +7.9	1982
4. +7.7	1983
5. +6.8	1994
6. +6.7	1991
7. +6.5	1984
8. +6.1	1990
9. +6.0	1993
10. +5.8	1986

FOULS

1. 597	1981
2. 595	1985
3. 583	1984
4. 577	1983
5. 545	1980
6. 544	1986
7. 538	1987
8. 536	1992
9. 527	1979
10. 518	1998

ASSISTS

1. 572	2004
2. 567	1987
3. 565	1989
4. 555	1990
5. 535	1988

6. 517	1986
7. 505	2002
8. 503	1992
9. 502	2003
10. 495	1998

TURNOVERS

1. 690	1981
2. 640	1980
3. 585	1983
4. 552	1988
5. 545	1986
6. 533	2000
533	1992
8. 525	1995
9. 520	1985
10. 516	1982

BLOCKS

1. 194	1989
2. 183	1995
3. 170	1996
4. 169	1988
5. 161	1993
6. 154	2003
7. 149	2004
8. 146	2006
9. 143	2007
143	1987

STEALS

1. 425	1995
2. 337	1981
3. 336	1983
4. 327	1987
5. 321	1996
6. 316	1989
7. 315	1994
8. 296	1990
9. 294	1984
294	1980



The 2005-06 Lady Griz shot 75.5 percent from the free throw line

Individual Career Records

GAMES PLAYED

1. Marti Leibenguth, 1984-88	124
2. Lisa McLeod, 1985-89	123
Dawn Silliker, 1984-88	123
4. Margaret Williams, 1982-87	122
5. Johanna Closson, 2004-08	121
Crystal Baird, 2001-05	121
Hollie Tyler, 2001-05	121
Brooklynn Lorenzen, 2000-04	121
Greta Koss, 1993-97	121
10. Julie Deming, 1999-04	120

POINTS

1. Shannon Cate, 1988-92	2,172
2. Hollie Tyler, 2001-05	1,698
3. Lisa McLeod, 1985-89	1,470
4. Mandy Morales, 2005-present	1,400
Katie Edwards, 2002-06	1,400
6. Lauren Cooper, 1996-01	1,396
7. Marti Leibenguth, 1984-88	1,360
8. Ann Lake, 1990-94	1,358
9. Jeanne McNulty, 1985-90	1,327
10. Doris Deden, 1980-84	1,248

SCORING AVERAGE

1. Shannon Cate, 1988-92	18.7
2. Hollie Tyler, 2001-05	14.0
3. Jeanne McNulty, 1985-90	11.955
4. Lisa McLeod, 1985-89	11.951
5. Lauren Cooper, 1996-01	11.83
6. Katie Edwards, 2002-06	11.76
7. Ann Lake, 1990-94	11.6
8. Marti Leibenguth, 1984-88	11.0
9. Skyla Sisco, 1994-98	10.9
10. Doris Deden, 1980-84	10.7

FIELD GOALS MADE

1. Shannon Cate, 1988-92	808
2. Hollie Tyler, 2001-05	692
3. Lisa McLeod, 1985-89	587
4. Marti Leibenguth, 1984-88	548
5. Jeanne McNulty, 1985-90	546
6. Katie Edwards, 2002-06	511
7. Ann Lake, 1990-94	504
8. Cheri Bratt, 1980-84	500
9. Lauren Cooper, 1996-01	486
10. Doris Deden, 1980-84	483

FIELD GOALS ATTEMPTED

1. Shannon Cate, 1988-92	1,594
2. Hollie Tyler, 2001-05	1,539
3. Katie Edwards, 2002-06	1,317
4. Lisa McLeod, 1985-89	1,184
5. Lauren Cooper, 1996-01	1,152



Montana associate athletic director Kathy Noble presents Shannon Cate with a game ball after Cate broke the Lady Griz career scoring record

6. Anita Novak, 1981-85	1,144
7. Jeanne McNulty, 1985-90	1,126
8. Cheri Bratt, 1980-84	1,063
9. Sherri Brooks, 1992-96	1,050
10. Dawn Silliker, 1984-88	1,041

FIELD GOAL PERCENTAGE

1. M. Leibenguth, 1984-88	(548-1,035) .529
2. Shannon Cate, 1988-92	(808-1,594) .507
3. Jodi Hinrichs, 1991-95	(448-887) .505
4. Jill Greenfield, 1979-81	(372-745) .499
5. Lisa McLeod, 1985-89	(587-1,184) .496
6. Ann Lake, 1990-94	(504-1,024) .492
7. Doris Deden, 1980-84	(483-994) .486
8. J. McNulty, 1985-90	(546-1,126) .485
9. Sharla Muralt, 1982-86	(414-875) .473
10. Cheri Bratt, 1980-84	(500-1,063) .470

* minimum 250 made

3-POINT FIELD GOALS MADE

1. Katie Edwards, 2002-06	236
2. Lauren Cooper, 1996-01	212
3. Mandy Morales, 2005-present	137
4. Carla Beattie, 1991-96	136
5. Sonya Rogers, 2005-present	135
6. Shannon Cate, 1988-92	133
7. Cheryl Keller, 1998-02	122
8. Catie McElmurray, 1994-98	112
9. Kristy Langton, 1990-95	87
10. Dana Conway, 2004-08	83

3-POINT FIELD GOAL ATTEMPTS

1. Katie Edwards, 2002-06	653
2. Lauren Cooper, 1996-01	534
3. Carla Beattie, 1991-96	384
4. Mandy Morales, 2005-present	363
5. Cheryl Keller, 1998-02	348
6. Sonya Rogers, 2005-present	312
7. Shannon Cate, 1988-92	303
8. Catie McElmurray, 1994-98	302
9. Kristy Langton, 1990-95	276
10. Skyla Sisco, 1994-98	225

3-POINT FIELD GOAL PERCENTAGE

1. Julie Deming, 1999-04	(77-175) .440
2. Shannon Cate, 1988-92	(133-303) .439
3. L. Cummings, 1996-01	(64-164) .400
4. Lauren Cooper, 1996-01	(212-534) .397
5. Marti Kinzler, 1986-91	(35-90) .389
6. Johanna Closson, 2004-08	(66-172) .384
7. Dana Conway, 2004-08	(83-218) .381
8. Kristin Omlid, 1989-94	(32-85) .376
9. C. McElmurray, 1994-98	(112-302) .371
10. Katie Edwards, 2002-06	(236-653) .361

* minimum 25 made

FREE THROWS MADE

1. Shannon Cate, 1988-92	423
2. Mandy Morales, 2005-present	411
3. Ann Lake, 1990-94	349
4. Skyla Sisco, 1994-98	336
5. Sharla Muralt, 1982-86	329
6. Lisa McLeod, 1985-89	296
7. Doris Deden, 1980-84	282
8. Linda Cummings, 1996-01	277
9. Greta Koss, 1993-97	273
10. Hollie Tyler, 2001-05	272

Individual Career Records

FREE THROWS ATTEMPTED

1. Ann Lake, 1990-94	681
2. Shannon Cate, 1988-92	517
3. Sharla Muralt, 1982-86	505
4. Mandy Morales, 2005-present	498
5. Lisa McLeod, 1985-89	464
6. Skyla Sisco, 1994-98	447
7. Doris Deden, 1980-84	438
8. Greta Koss, 1993-97	396
9. Hollie Tyler, 2001-05	369
10. Dawn Silliker, 1984-88	350

FREE THROW PERCENTAGE

1. Johanna Closson, 2004-08 . . . (243-287) .	.847
2. Lauren Cooper, 1996-01 (212-253) .	.838
3. Carla Beattie, 1991-96 (205-250) .	.820
4. Shannon Cate, 1988-92 (423-517) .	.818
5. Cheryl Keller, 1998-02 (170-211) .	.806
6. Linda Cummings, 1996-01 . . . (277-347) .	.798
7. Julie Deming, 1999-04 (172-217) .	.793
8. Katie Edwards, 2002-06 (142-183) .	.776
9. Juliann Keller, 2001-05 (94-122) .	.770
10. B. Kavanagh, 1981-85 (203-265) .	.766

* minimum 75 made

REBOUNDS

1. Hollie Tyler, 2001-05	952
2. Ann Lake, 1990-94	886
3. Shannon Cate, 1988-92	878
4. Doris Deden, 1980-84	856
5. Greta Koss, 1993-97	846
6. Lisa McLeod, 1985-89	830
7. Jodi Hinrichs, 1990-95	820
8. Marti Leibenguth, 1984-88	795
9. Anita Novak, 1981-85	791
10. Sharla Muralt, 1982-86	729

REBOUND AVERAGE

1. Jill Greenfield, 1979-81	9.8
2. Hollie Tyler, 2001-05	7.9
3. Ann Lake, 1990-94	7.573
4. Shannon Cate, 1988-92	7.569
5. Doris Deden, 1980-84	7.32
6. Linda Deden, 1977-80	7.28
7. Greta Koss, 1993-97	7.0
8. Jodi Hinrichs, 1991-95	6.9
9. Lisa McLeod, 1985-89	6.7
10. Anita Novak, 1981-85	6.6

ASSISTS

1. Brooklynn Lorenzen, 2000-04	701
2. Skyla Sisco, 1994-98	587
3. Margaret Williams, 1982-87	511
4. Cheri Bratt, 1980-84	488
5. Kelly Pilcher, 1990-94	475
6. Mandy Morales, 2005-present	435
7. Cheryl Brandell, 1984-89	424
8. Shannon Cate, 1988-92	421
9. Julie Epperly, 1988-91	396
10. Barb Kavanagh, 1981-85	378

TURNOVERS


1. Skyla Sisco, 1994-98	422
2. Cheri Bratt, 1980-84	418
3. Margaret Williams, 1982-87	345
4. Shannon Cate, 1988-92	334
5. Julie Epperly, 1988-91	316
6. Kelly Pilcher, 1990-94	310
7. Cheryl Brandell, 1984-89	307
8. Dawn Silliker, 1984-88	296
9. Barb Kavanagh, 1981-85	290
10. Lauren Cooper, 1996-01	284

BLOCKED SHOTS

1. Hollie Tyler, 2001-05	297
2. Lisa McLeod, 1985-89	237
3. Angella Bieber, 1994-98	175
4. Jodi Hinrichs, 1990-95	167
5. Doris Deden, 1980-84	133
6. Tamara Guardipee, 2005-present	127
7. Krista Redpath, 1995-00	119
8. Jill Frohlich, 1991-93	118
9. Kris Haasl, 1986-90	110
10. Sharla Muralt, 1982-86	108

STEALS

1. Cheri Bratt, 1980-84	301
2. Sherri Brooks, 1992-96	278
3. Greta Koss, 1993-97	237
4. Skyla Sisco, 1994-98	235
5. Margaret Williams, 1982-87	223
6. Cheryl Keller, 1998-02	190
7. Shannon Cate, 1988-92	181
8. Lisa McLeod, 1985-89	177
Kelly Pilcher, 1990-94	177
10. Cheryl Brandell, 1984-89	175
Marti Leibenguth, 1984-88	175



Skyla Sisco ranks among the Lady Griz career leaders in a half dozen different categories

Records Summary

Team Records - Game

Points	105 vs. Idaho State (2/4/06)
	105 vs. Weber State (2/3/90)
Scoring defense	23 vs. Rocky Mountain (12/27/88)
Rebounds	71 vs. Western Carolina (12/29/92)
Field goals	40 vs. Weber State (2/3/90)
Field goal attempts	88 vs. Western Carolina (12/29/92)
Field goal percentage	.649 vs. Boise State (3/14/92)
FG% defense	.164 (9-63) vs. Sacramento State (1/23/96)
3-point field goals	16 vs. Idaho State (2/4/06)
3-point FG attempts	32 vs. Cal State-Northridge (2/17/00)
3-point FG percentage	.857 vs. Oregon (12/16/92)
Free throws	43 vs. Oregon (12/16/92)
Free throw attempts	53 vs. Oregon (12/16/92)
Free throw percentage	1.000 vs. Portland State (3/7/02)
Assists	29 vs. Idaho (2/22/87)
Steals	22 vs. Cal Poly (12/29/94)
	22 vs. Eastern Washington (3/1/96)
Blocks	14 vs. Western Carolina (12/29/92)

Team Records - Season

Wins	28	1987-88
Points	2,402	2006-07
Scoring average	77.5	2006-07
Field goals	888	1988-89
Field goal attempts	2,039	1994-95
Field goal percentage	.476	1987-88
3-point field goals	201	2007-08
3-point field goal attempts	525	2002-03
3-point field goal percentage	.392	2007-08
Free throws	534	2006-07
Free throw attempts	809	1993-94
Free throw percentage	.776	2007-08
Rebounds	1,381	1980-81
Rebounding average	48.9	1992-93
Assists	572	2003-04
Steals	425	1994-95
Blocks	194	1988-89
Defensive scoring average	53.5	1981-82
Winning percentage	.933	1987-88

Individual Records - Season

Points	668	Shannon Cate	1990-91
Scoring average	23.3	Shannon Cate	1991-92
Field goals	251	Jeanne McNulty	1989-90
Field goal attempts	520	Jeanne McNulty	1989-90
Field goal percentage	.572	Marti Leibenguth	1985-86
3-point field goals	72	Sonya Rogers	2007-08
3-point FG attempts	174	Lauren Cooper	2000-01
3-point FG percentage	.488	Shannon Cate	1991-92
Free throws	179	Mandy Morales	2006-07
Free throw attempts	250	Ann Lake	1993-94
Free throw percentage	.896	Lauren Cooper	2000-01
Rebounds	318	Jill Greenfield	1980-81
Rebound average	10.6	Jill Greenfield	1980-81
Assists	251	B. Lorenzen	2000-04
Steals	115	Sherri Brooks	1994-95
Blocks	88	Hollie Tyler	2004-05

Individual Records - Career


Points	2,172	Shannon Cate	1988-92
Field goal percentage	.529	Marti Leibenguth	1984-88
3-point field goals	236	Katie Edwards	2002-06
3-point FG percentage	.440	Julie Deming	1999-04
Free throw percentage	.847	Johanna Closson	2004-08
Rebounds	952	Hollie Tyler	2001-05
Assists	701	B. Lorenzen	2000-04
Steals	301	Cheri Bratt	1980-84
Blocks	297	Hollie Tyler	2001-05

Attendance

Single game	9,258	Montana State (2/6/88)
Season home average	5,235	1994-95



Hollie Tyler




Ann Lake

Records Summary

Individual Records - Game

Category	Record	Name	Opponent (date)
Points	41	Shannon Cate	Weber State (2/23/91)
Field goals	16	Ann Lake	Boise State (2/25/94)
	16	Shannon Cate	Weber State (2/23/91)
	16	Shannon Cate	Iowa (3/13/91)
Field goal attempts	30	Shannon Cate	Iowa (3/13/91)
Field goal percentage	1.000 (8x8)	Jodi Hinrichs	Montana State (1/20/95)
3-point field goals	9	Katie Edwards	Sacramento State (1/22/05)
3-point FG attempts	12	Mandy Morales	Washington State (12/8/06)
		Lauren Cooper	CSU Northridge (2/17/00)
		Lauren Cooper	Idaho (11/19/99)
		Carla Beattie	Montana State (3/8/96)
3-point FG percentage	1.000 (7x7)	Linda Cummings	MSU-Billings (11/18/98)
Free throws made	18	Mandy Morales	Santa Clara (12/20/06)
	18	Mandy Morales	Miami (12/16/05)
Free throw attempts	21	Mandy Morales	Miami (12/16/05)
Free throw percentage	1.000 (18-18)	Mandy Morales	Santa Clara (12/20/06)
Rebounds	20	Greta Koss	Montana State (3/8/97)
Assists	15	Brooklynn Lorenzen	Portland State (2/5/04)
	15	Kelly Pilcher	Boise State (2/25/94)
	15	Kelly Pilcher	Northern Arizona (1/22/94)
Steals	10	Sherri Brooks	Utah (1/7/95)
Blocks	10	Tamara Guardipee	Portland State (1/26/06)



Shannon Cate

Top Single-Game Scoring Performances

Pts	Name	Opponent, Year	Pts	Name	Opponent, Year
41	Shannon Cate	Weber State 1991	29	Mandy Morales	Portland 2006
39	Shannon Cate	Montana State 1992	29	Hollie Tyler	Weber State, 2005
39	Shannon Cate	Idaho 1991	29*	Julie Deming	Louisiana Tech 2004
38	Shannon Cate	California 1991	29	Krista Redpath	Eastern Washington 2000
36	Lauren Cooper	Northern Arizona 2001	29	Shannon Cate	Oregon 1991
36	Ann Lake	Boise State 1994	29	Shannon Cate	Montana State 1991
36	Shannon Cate	Boise State 1992	29	Shannon Cate	Northern Arizona 1991
36	Shannon Cate	Gonzaga 1991	29	Shannon Cate	Boise State 1990
36*	Shannon Cate	Iowa 1991	29	Jeanne McNulty	Brigham Young 1989
35	Mandy Morales	Santa Clara 2006	29	Lisa McLeod	Idaho State 1987
35	Shannon Cate	Eastern Washington 1991	29	Jill Greenfield	Weber State 1981
35	Jeanne McNulty	Nevada 1990	28	Mandy Morales	Boise State 2008
34*	Shannon Cate	Wisconsin 1991	28	Katie Edwards	Sacramento State 2006
34	Shannon Cate	Boise State 1992	28	Linda Weyler	Montana State 2000
33	Mandy Morales	Washington State 2006	28	Skyla Sisco	Eastern Washington 1998
32	Sonya Rogers	Montana State, 2008	28	Jodi Hinrichs	Northern Arizona 1995
32	Greta Koss	Weber State 1996	28	Ann Lake	Providence 1993
32	Jill Greenfield	Boise State 1980	27	Sonya Rogers	Portland State 2007
32	Shannon Cate	Eastern Washington 1990	27	Mandy Morales	Miami 2006
31	Mandy Morales	Portland State 2008	27	Katie Edwards	Sacramento State, 2005
31	Mandy Morales	Portland State 2007	27	Hollie Tyler	Florida State, 2005
31	Sharla Mural	Montana State 1984	27	Brooklynn Lorenzen	Weber State 2002
30	Mandy Morales	Richmond 2008	27	Megan Harrington	Gonzaga 1999
30	Mandy Morales	Wyoming 2006	27	Linda Cummings	Cal State Northridge 1999
30	Linda Weyler	Portland State 1999	27	Linda Cummings	MSU Billings 1998
30	Shannon Cate	Louisiana Tech 1991	27	Krista Redpath	Western Michigan 1998
30	Shannon Cate	Montana State 1991	27	Greta Koss	Northern Arizona 1997
30	Jeanne McNulty	Washington 1989	27*	Sherri Brooks	North Carolina State 1996
30	Jeanne McNulty	Portland State 1989	27	Jeanne McNulty	Northern Arizona 1990
30*	Jeanne McNulty	Hawaii 1990	27	Doris Deden Hasquet	Eastern Washington 1984
30	Shannon Cate	Washington State 1989	27*	Marti Leibenguth	Stanford 1988
30	Jill Greenfield	Eastern Washington 1981			
30	Doris Deden	Carroll 1982			

* NCAA tournament game

All-Big Sky Conference

2007-08	Mandy Morales (1st), Britney Lohman (2nd)
2006-07	Mandy Morales (1st), Sonya Rogers (2nd), Britney Lohman (2nd)
2005-06	Katie Edwards, Mandy Morales
2004-05	Katie Edwards, Hollie Tyler
2003-04	Brooklynn Lorenzen, Julie Deming, Hollie Tyler
2002-03	Brooklynn Lorenzen, Hollie Tyler
2001-02	Cheryl Keller, Hollie Tyler
2000-01	Lauren Cooper, Linda Cummings
1999-2000	Linda Weyler, Lauren Cooper
1998-99	Linda Cummings, Linda Weyler
1997-98	Lauren Cooper, Skyla Sisco, Krista Redpath, Linda Cummings
1996-97	Greta Koss, Krista Redpath, Skyla Sisco
1995-96	Sherri Brooks, Malia Kipp, Greta Koss, Skyla Sisco
1994-95	Sherri Brooks, Jodi Hinrichs, Kristy Langton, Skyla Sisco
1993-94	Ann Lake, Kristy Langton, Kelly Pilcher
1992-93	Joy Anderson, Ann Lake, Kristy Langton, Kelly Pilcher
1991-92	Shannon Cate, Julie Epperly, Ann Lake
1990-91	Shannon Cate, Julie Epperly, Marti Kinzler
1989-90	Shannon Cate, Marti Kinzler, Jeanne McNulty
1988-89	Vicki Austin, Cheryl Brandell, Shannon Cate, Lisa McLeod, Jeanne McNulty

All-Mountain West Conference

1987-88	Cheryl Brandell, Marti Leibenguth, Lisa McLeod
1986-87	Marti Leibenguth, Lisa McLeod, Margaret Williams
1985-86	Cheryl Brandell, Marti Leibenguth, Sharla Muralt, Dawn Sillicker, Margaret Williams
1984-85	Barb Kavanagh, Sharla Muralt, Anita Novak
1983-84	Cheri Bratt, Doris Deden-Hasquet, Anita Novak
1982-83	Cheri Bratt, Juli Eckmann

Conference Athletes of the Week

2007-08	Johanna Closson, Mandy Morales, Sonya Rogers
2006-07	Mandy Morales (6), Sonya Rogers
2005-06	Dana Conway, Mandy Morales
2004-05	Hollie Tyler (3), Lynsey Monaco, Juliann Keller
2003-04	Brooklynn Lorenzen (2), Julie Deming, Hollie Tyler (2)
2002-03	Hollie Tyler (2), Crystal Baird (2)
2001-02	Hollie Tyler
2000-01	Linda Cummings
1999-2000	Lauren Cooper (2), Krista Redpath
1998-99	Linda Weyler
1997-98	Krista Redpath, Lauren Cooper, Skyla Sisco (2)
1996-97	Greta Koss (2), Krista Redpath
1995-96	Greta Koss (2), Skyla Sisco
1994-95	Sherri Brooks, Jodi Hinrichs (2), Kristy Langton
1993-94	Ann Lake (2), Kelly Pilcher (2)
1992-93	Jill Frohlich, Ann Lake, Kelly Pilcher
1991-92	Shannon Cate, Jodi Hinrichs, Ann Lake
1990-91	Shannon Cate (5)
1989-90	Shannon Cate (3), Marti Kinzler, Jeanne McNulty (3)
1988-89	Vicki Austin, Lisa McLeod, Jeanne McNulty
1987-88	Lisa McLeod
1986-87	Marti Leibenguth
1984-85	Anita Novak
1983-84	Barb Kavanagh, Anita Novak

Big Sky All-Tournament Team

2007-08	Mandy Morales (MVP), Laura Cote
2006-07	Mandy Morales
2004-05	Hollie Tyler (MVP), Lynsey Monaco
2003-04	Brooklynn Lorenzen (MVP), Hollie Tyler, Juliann Keller
2002-03	Crystal Baird
2001-02	Hollie Tyler
2000-01	Lauren Cooper, Linda Cummings
1999-2000	Linda Weyler (MVP), Lauren Cooper, Krista Redpath
1998-99	Linda Weyler
1997-98	Angella Bieber (MVP), Skyla Sisco
1996-97	Greta Koss (MVP), Allison Turner

1995-96	Greta Koss (MVP), Carla Beattie, Sherri Brooks
1994-95	Kristy Schlimgen (MVP), Jodi Hinrichs
1993-94	Ann Lake (MVP), Kristy Langton, Kelly Pilcher
1992-93	Ann Lake, Kelly Pilcher
1991-92	Shannon Cate (MVP), Julie Epperly
1990-91	Shannon Cate (MVP), Julie Epperly, Jodi Hinrichs, Trish Olson
1989-90	Shannon Cate (MVP), Marti Kinzler, Jeanne McNulty
1988-89	Vicki Austin (MVP), Lisa McLeod, Jeanne McNulty

Big Sky Conference Most Valuable Player

2006-07	Mandy Morales
2004-05	Hollie Tyler (co-winner)
2003-04	Brooklynn Lorenzen
1999-2000	Linda Weyler
1997-98	Skyla Sisco
1995-96	Greta Koss
1992-93	Ann Lake
1991-92	Shannon Cate
1990-91	Shannon Cate
1989-90	Jeanne McNulty
1988-89	Lisa McLeod

Big Sky Conference Freshman of the Year

2005-06	Mandy Morales (co-winner)
2001-02	Hollie Tyler
1996-97	Lauren Cooper
1990-91	Jodi Hinrichs
1988-89	Shannon Cate

Big Sky Conference Newcomer of the Year

1988-89	Vicki Austin
---------	--------------

Big Sky Conference Defensive Player of the Year

2007-08	Britney Lohman
2004-05	Lynsey Monaco
2003-04	Hollie Tyler (co-winner)
2002-03	Hollie Tyler (tri-winner)

Big Sky Conference Outstanding Sixth Player

1999-00	Simarron Schildt
1997-98	Linda Cummings
1996-97	Angella Bieber
1995-96	Carla Beattie
1994-95	Skyla Sisco

Big Sky Conference Coach of the Year

2007-08	Robin Selvig
2006-07	Robin Selvig
2004-05	Robin Selvig
2003-04	Robin Selvig (co-winner)
1996-97	Robin Selvig
1995-96	Robin Selvig (co-winner)
1994-95	Robin Selvig
1993-94	Robin Selvig (co-winner)
1991-92	Robin Selvig
1990-91	Robin Selvig
1989-90	Robin Selvig
1988-89	Robin Selvig

Mountain West Conference Coach of the Year

1987-88	Robin Selvig
1986-87	Robin Selvig
1985-86	Robin Selvig
1983-84	Robin Selvig
1982-83	Robin Selvig

Northwest Women's Basketball League Coach of the Year

1981-82	Robin Selvig
---------	--------------

Kodak All-America

1991-92 Shannon Cate

Associated Press All-America

2006-07 Mandy Morales (honorable mention)

Kodak All-Region VII

2007-08 Mandy Morales

2006-07 Mandy Morales

2005-06 Mandy Morales

1998-99 Linda Weyler

1997-98 Skyla Sisco

1996-97 Greta Koss

1995-96 Greta Koss

1993-94 Ann Lake

1991-92 Shannon Cate

1990-91 Shannon Cate

1989-90 Shannon Cate

1989-90 Jeanne McNulty

* Kodak All-Region VII selections who do not make Kodak All-American are considered honorable mention Kodak All-Americans

Nancy Lieberman Award Finalist*(nation's top point guard)*

2006-07 Mandy Morales

Big Sky All-Academic

2007-08 Lauren Beck, Johanna Closson, Dana Conway

..... Laura Cote, Britney Lohman

2006-07 Johanna Closson, Dana Conway, Laura Cote

..... Sara Gale, Britney Lohman, Mandy Morales

2005-06 Johanna Closson, Dana Conway, Laura Cote

..... Sara Gale, Britney Lohman, Jody McLeod

2004-05 Johanna Closson, Laura Cote, Katie Edwards

..... Jody McLeod, Lynsey Monaco

2003-04 Brooklynn Lorenzen, Katie Edwards, Jackie DeShazer

2002-03 Katie Edwards, Jill Henkel, Brooklynn Lorenzen

2001-02 Cheryl Keller, Juliann Keller, Brooklynn Lorenzen,

..... Lynsey Monaco, Simarron Schildt, Hollie Tyler

2000-01 Linda Cummings, Cheryl Keller, Simarron Schildt

1999-00 Megan Harrington, Cheryl Keller,

..... Simarron Schildt, Meggan Thompson

1998-99 Linda Cummings, Allison Gardner, Megan Harrington,

..... Cheryl Keller, Simarron Schildt, Meggan Thompson

1997-98 Linda Cummings, Megan Harrington, Jill Rasmussen,

..... Skyla Sisco, Meggan Thompson, Catie McElmurry-Walker

1996-97 Lauren Cooper, Linda Cummings, Megan Harrington,

..... Greta Koss, Catie McElmurry, Jill Rasmussen,

..... Skyla Sisco, Meggan Thompson, Allison Turner

1995-96 Carla Beattie, Sherri Brooks, Greta Koss, Catie McElmurry

..... Jill Rasmussen, April Sather, Skyla Sisco, Allison Turner

1994-95 Sherri Brooks, Jodi Hinrichs, Greta Koss

..... Kristy Langton, Catie McElmurry, Lora Morast

..... April Sather, Skyla Sisco, Allison Turner

1993-94 Carla Beattie, Sherri Brooks, Greta Koss

..... Kristy Langton, Trish Olson, April Sather

1992-93 Carla Beattie, Sherri Brooks, Kristy Langton

..... Lora Morast, Trish Olson

1991-92 Carla Beattie, Shannon Cate

1990-91 Shannon Cate, Trish Olson, Terre Tracy

1989-90 Shannon Cate, Jeanne McNulty, Trish Olson, Terre Tracy

1988-89 Shannon Cate, Jeanne McNulty, Terre Tracy

1987-88 Karen Ridgeway

1986-87 Margaret Williams

Big Sky Scholar-Athletes

2000-01 Linda Cummings

1996-97 Greta Koss

1991-92 Shannon Cate

1989-90 Jeanne McNulty

1986-87 Margaret Williams

1984-85 Barb Kavanagh

1983-84 Doris Deden-Hasquet

1982-83 Ruth Fugleberg

Academic All-District

2003-04 Brooklynn Lorenzen

2000-01 Linda Cummings

1997-98 Skyla Sisco

1991-92 Shannon Cate

1989-90 Jeanne McNulty

1986-87 Margaret Williams

1984-85 Barb Kavanagh

1983-84 Doris Deden-Hasquet

1982-83 Ruth Fugleberg

1982-83 Cheri Bratt

NCAA Woman of the Year -- Montana

2003-04 Brooklynn Lorenzen

1999-00 Megan Harrington


1997-98 Skyla Sisco

1996-97 Greta Koss

1995-96 Carla Beattie

1994-95 Kristy Schlimgen

1991-92 Shannon Cate

**Megan Harrington**

**2000 NCAA Woman of the Year
for the state of Montana**

Mary Louise Pope Zimmerman Most Valuable Player

2008	Mandy Morales
2007	Mandy Morales
2006	Mandy Morales
2005	Hollie Tyler
2004	Brooklynn Lorenzen
2003	Brooklynn Lorenzen
	Hollie Tyler
2002	Cheryl Keller
2001	Lauren Cooper
2000	Linda Weyler
	Lauren Cooper
1999	Linda Weyler
1998	Skyla Sisco
1997	Greta Koss
1996	Greta Koss
1995	Jodi Hinrichs
	Kristy Langton
1994	Ann Lake
	Kelly Pilcher
1993	Ann Lake
1992	Shannon Cate
1991	Shannon Cate
1990	Shannon Cate
1989	Lisa McLeod
1988	Marti Leibenguth
1987	Lisa McLeod
1986	Marti Leibenguth
1985	Barb Kavanagh
1984	Cheri Bratt
1983	Cheri Bratt
1982	Doris Deden-Hasquet
1981	Jill Greenfield
1980	Jill Greenfield

Outstanding Defensive Player

2008	Britney Lohman
2007	Britney Lohman
2006	Dana Conway
2005	Lynsey Monaco
2004	Hollie Tyler
2003	Lynsey Monaco
2002	Cheryl Keller
2001	Cheryl Keller
2000	Cheryl Keller
1999	Allison Turner
	Cheryl Keller
1998	Angella Bieber
1997	Greta Koss
	Skyla Sisco
1996	Sherri Brooks
1995	Sherri Brooks
1994	Sherri Brooks
1993	Kelly Pilcher
1992	Ann Lake
1991	Julie Epperly
	Terre Tracy
1990	Kris Haasl
1989	Lisa McLeod
1988	Lisa McLeod
1987	Margaret Williams
1986	Margaret Williams
1985	Anita Novak
1984	Anita Novak
1983	Shari Thesenvitz
1982	Cheri Bratt
1981	Sandy Selvig

Grace Geil Most Improved Player

2008	Laura Cote
2007	Sonya Rogers
2006	Tamara Guardipee
2005	Jody McLeod
2004	Juliann Keller
2003	Crystal Baird
2002	Crystal Baird
2001	Laura Valley
2000	Simarron Schildt
1999	Meggan Thompson
1998	Linda Cummings
	Linda Weyler
1997	Krista Redpath
1996	Malia Kipp
1995	Skyla Sisco
1994	Greta Koss
1993	Jill Frohlich
1992	Kristy Langton
1991	Jodi Hinrichs
1990	Marti Kinzler
1989	Vicki Austin
1988	Karyn Ridgeway
1987	Jeanne McNulty
1986	Marti Leibenguth
1985	Kris Moede

Theresa Rhoads Award

(Best exemplifies Lady Griz basketball)

2008	Johanna Closson
2007	Johanna Closson
2006	Jody McLeod
2005	Juliann Keller
2004	Katie Edwards
2003	LeAnn Montes
2002	Simarron Schildt
2001	Linda Cummings
2000	Megan Harrington
	Krista Redpath
1999	Linda Cummings
1998	Jill Rasmussen
	Catie McElmurry-Walker
1997	Catie McElmurry
1996	Skyla Sisco
1995	Greta Koss
1994	Trish Olson
1993	Lora Morast
1992	Jodi Hinrichs
1991	Terre Tracy
1990	Jeanne McNulty
1989	Jeanne McNulty
1988	Dawn Sillicker
1987	Marti Leibenguth
1986	Natalie Streeter
1985	Sharla Muralt
1984	Doris Deden-Hasquet
1983	Juli Eckmann



Shannon Green Most Inspirational Player

2008	Dana Conway
2007	Sara Gale
2006	Katie Edwards
2005	Michela Schmitz
2004	Julie Deming
2003	Jill Henkel
2002	Jamie Fariss
2001	Jill Henkel
2000	Meggan Thompson
1999	Meggan Thompson
1998	Megan Harrington
1997	Megan Harrington
1996	Carla Beattie
1995	Lora Morast
1994	Kristin Omlid
1993	Joy Anderson
1992	Julie Epperly
1991	Marti Kinzler
1990	Vicki Austin
1989	Cheryl Brandell
1988	Cheryl Brandell
1987	Laurie Strube
1986	Margaret Williams
1985	Barb Kavanagh
1984	Barb Kavanagh
1983	Barb Kavanagh
1982	Sue Habbe



Katie Edwards was a two-time Montana team award winner, earning the Theresa Rhoads Award following her sophomore season in 2003-04 and being named the Shannon Green Most Inspirational Player following her senior season in 2005-06

The University of Montana



Grizzly Athletics

UM offers 14 intercollegiate programs in men's and women's basketball, men's and women's cross country, indoor track and field, outdoor track and field, football, women's golf, women's soccer, men's and women's tennis and women's volleyball.

The Grizzlies/Lady Griz compete at the NCAA Division I level and are eligible for postseason competition, except for football, which competes in the NCAA Football Championship Subdivision (formerly called Division I-AA), which employs a 16-team playoff system.

Montana is a charter (1963) member of the Big Sky Conference, headquartered in Ogden, Utah. There are now nine schools in the Big Sky Conference: Eastern Washington, Idaho State, Montana, Montana State, Northern Arizona, Portland State, Sacramento State, Weber State and 2006-07 inaugural member Northern Colorado.

Grizzly/Lady Griz Head Coaches



STEVE ASCHER
Women's Tennis



COURTNEY BABCOCK
Interim Cross Country



BOBBY HAUCK
Football



KRIS NORD
Men's Tennis



NEIL SEDGWICK
Women's Soccer



BRIAN SCHWEYEN
Interim Track & Field



ROBIN SELVIG
Women's Basketball



JOANNE STEELE
Women's Golf




WAYNE TINKLE
Men's Basketball



JERRY WAGNER
Women's Volleyball


pride, commitment, excellence

UM Athletic Facilities




DORNBLASER STADIUM

The Rhinehart Athletic Training Center (RATC) boasts 7,200 square feet of space and includes an enlarged rehabilitation area. The primary goal of the athletic training staff is to provide quality care for student-athletes while helping them safely return to competition. The RATC provides numerous ways to treat injuries: electrical stimulation units, whirlpools, free weights and balance boards.




RHINEHART ATHLETIC TRAINING CENTER




WASHINGTON-GRIZZLY STADIUM AT JOHN HOYT FIELD

Washington-Grizzly football stadium accommodates 25,203 fans.



DAHLBERG ARENA


Dahlberg Arena has a capacity of 7,321.



ATHLETIC PERFORMANCE CENTER

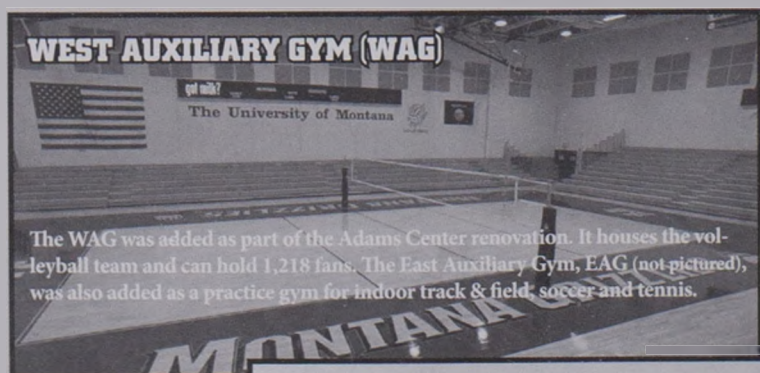
As part of the renovation to the Adams Center, a 7,000-square foot Athletic Performance Center was created. The new center, which is home to the Griz student-athletes, is geared to enhance the overall athletic performance of the teams.

The Athletic Performance Center is as sport specific as possible, and the program is scientifically based and intended to increase one's athleticism, as well as decrease an athlete's susceptibility to injury.



ADAMS CENTER

The renovated Adams Center, hub of The University of Montana Intercollegiate Athletic Department, features two auxiliary gyms, remodeled Dahlberg Arena, new weight center, athletic treatment center, locker rooms, academic center and the John Hoyt Athletic Complex, which houses the athletic staff.



WEST AUXILIARY GYM (WAG)

The WAG was added as part of the Adams Center renovation. It houses the volleyball team and can hold 1,218 fans. The East Auxiliary Gym, EAG (not pictured), was also added as a practice gym for indoor track & field, soccer and tennis.

The South Campus Soccer Stadium features a fully-fenced venue, scoreboard, locker rooms and seating for 1,000 fans.



SOUTH CAMPUS SOCCER STADIUM

Grizzly Administration



President George M. Dennison

George Dennison became the 16th president of The University of Montana in August 1990. Dennison came to UM from Western Michigan University where he served as the Provost and Vice President for Academic Affairs. He spent time at the Universities of Arkansas and Washington prior to 18 years at Colorado State University where he started as a history professor and then served as Associate Dean of the College of Arts, Humanities, and Social Sciences, Associate Dean of the Graduate School for International Development Studies, Acting Academic Vice President, Associate Academic Vice President, and Director of Admissions and Records.

A historian by training, Dennison received his Bachelor's degree with highest honors in history from The University of Montana in 1962. He received his Master's degree from The University of Montana in 1963, then earned his Ph.D. in history from the University of Washington in 1967.

Dennison actively serves on the board of the International Student Exchange Program and National Security Education Board as well as the Montana Commission on Community Service, and the Boards of the International Heart Institute of Montana, the Montana Campus Compact, the Maureen and Mike Mansfield Foundation, the Neuro Science Institute Foundation, and World Innovation Foundation.

George and his wife, Jane, have two children, Rick and Rob, and six grandchildren.



Jim O'Day, Director of Athletics

Jim O'Day was named Director of Athletics at The University of Montana by UM President George Dennison on June 30, 2005. Prior to that, he spent almost four years as UM's Director of Development for Intercollegiate Athletics, and three years as Assistant Director of the Grizzly Athletic Association (now the Grizzly Scholarship Association).

As Director of Development, O'Day was responsible for major gift development as it pertains to athletics and served as the liaison between UM Athletics and The University of Montana Foundation. At the GAA, he was involved in annual gift fund-raising.

O'Day returned to his alma mater in 1998 following a lengthy career in the print media business. After graduating from the UM School of Journalism in 1980, O'Day was the sports editor of the Daily Interlake newspaper in Kalispell, Mont., for two years. Following the death of his father in 1982, he returned to his hometown of Cut Bank, Mont., to assist his mother as a reporter/editor of the twice-weekly, and family-owned, Western Breeze newspaper. In 1987, he purchased the newspaper from his mother and served as owner/publisher until selling the business to his employees in 1998. He then relocated to Missoula to begin work with the GAA.

O'Day was a charter member of the Cut Bank Education Foundation and Alumni Association. He was Cut Bank's Citizen of the Year in 1992 and served on various boards and committees in the community. In 1986, he was selected as a member of the UM Alumni Association's Board of Delegates, and his volunteer work with that organization eventually led to his involvement in other UM activities. He organized the Golden Triangle Chapter of the GAA in 1992 and eventually became the state board president until his appointment at UM in 1998. O'Day was the 1991 recipient of The University of Montana Service Award.

Jim and his wife Kathy have three sons: Chris, Kevin and Brian. Chris graduated from The University of Montana in the spring of 2008, and Kevin is a student at The University of Montana, while Brian will be a senior at Missoula Hellgate High School in the fall of 2008.

O'Day sits on the board of directors for the Master's of Education in Intercollegiate Athletics Leadership program with the University of Washington and is a member of the National Association of Collegiate Directors of Athletics (NACDA). In December 2007, he was honored by the All-American Football Foundation as the recipient of the Gen. Robert R. Neyland Outstanding Athletics Director Award. In 2008, O'Day was selected to a four-year team on the NCAA's Football Championship Subdivision Playoff Selection Committee.



Christie Anderson
Marketing/Spirit Squad
Director



Jean Gee
Associate
Athletic Director



James Gibson
Assistant AD
Fiscal Operations




Dave Guffey
Assoc. A.D., External
and Media Relations



Steve Hackney
Head Certified
Equipment Manager



Kent Haslam
Asst. A.D.,
Development



Scott Kirchmann
Director of Athletic
Performance



James Lopach
Faculty Athletics
Representative



Chuck Maes
Associate A.D.
Internal Operations




Colleen Marks
Assistant to the A.D.



Brynn Molloy
Events Coordinator
GSA



Dennis Murphy
Head Certified
Athletic Trainer



Don Read
Athletic Director
Emeritus



Greg Sundberg
Executive Director,
GSA



Grizzly Staff

ATHLETIC DEPARTMENT DIRECTORY (406 AREA CODE; 243- EXCHANGE)

Adams Center Ticket Office

Local Box Office 4051
Toll Free 1-888-MONTANA

Administration

Jan Gee, Associate A.D. 5370
James Gibson, Asst. A.D., Fiscal Ops 6926
Kent Haslam, Asst. A.D., Development 6294
Jim Lopach, NCAA Faculty Rep. 4829
Chuck Maes, Assoc. A.D. 2213
Colleen Marks, Asst. to the A.D. 6472
Jim O'Day, Athletic Director 5348

Administrative Support

Heather Alexander, Business Office 5990
Sue DeMers, Internal Operations 2202
Patty Dwight, Business Office 5404
Pam Erickson, Admin. Assistant 4749
Stacey Farnes, A.D. Admin. Asst. 5348
Janie Haight, Internal Operations 2202
Aaron Heiner, Computer Technician 5489
Paul Hengel, Facilities Assistant 2214
Louise Torgerson, Academic Advisor 2600
Darr Tucknott, Coord. Ath. Acad. Services 4420

Athletic Performance Center

Bo Bergland, Asst. Director 4496
Scott Kirchmann, Director 4085

Cross Country

Courtney Babcock, Interim Head Coach 4749

Football

Linda Cardinal, Admin. Support 2968
Cedric Cormier, WRs 5393
Mick Delaney, RBs 6101
Dominic Daste, TE/Recruiting 5377
Mike Gerber, Strength 4498
Ty Gregorak, Linebackers 5383
Bobby Hauck, Head Coach 2969
Tom Hauck, Defensive Tackles 5368
Mike Hudson, Assoc. HC/DBs 5390
Pete Kaligis, O-Line 2629
Kraig Paulson, Asst. HC/DEs/D-Coord. 5391
Rob Phenicie, Off. Coord./QB 5392

Equipment Room

Dave Griffin, Asst. Equip. Manager 6969
Steve Hackney, Manager 4351
Robert Stack, Asst. Manager 6969

Grizzly Scholarship Association

Colleen McChesney, Admin. Asst. 6487
Brynn Molloy, GSA Events Coord. 5405
Cyndi Steigers, GSA Receptionist 6481
Greg Sundberg, Director 4509

Marketing & Promotions

Christie Anderson, Director 4336
Kenny Dow, Asst. Director 2250

Men's Basketball

Nate Duchesne, Assistant Coach 5408
Bill Evans, Assistant Coach 5399
Andy Hill, Assistant Coach 5366
Wayne Tinkle, Head Coach 5334
Julie Tonkin, Admin. Asst. 5334

Rhinehart Athletic Training Ctr.

Karla Judge, Asst. Athletic Trainer 6362
Dennis Murphy, Head Athletic Trainer 6362
Toby van Amerongen, Asst. Ath. Trainer 6397
J.C. Weida, Assoc. Athletic Trainer 6362

Sports Information

Joel Carlson, Asst. S.I.D. 5414
Dave Guffey, Assoc. A.D. 5402
Renee Valley, Media Editor 6899
Katie Stevenson, Intern 5414

Tennis

Kris Nord, Head Men's Coach 5410
Steve Ascher, Head Women's Coach 6986

Track & Field

Adam Bork, Assistant Coach 4657
Harry Clark, Assistant Coach 4657
Brian Schweyen, Interim Head Coach 5413

Volleyball

Kandace Kelly, Asst. Coach 4397
Gina Schmidt, Asst. Coach 5422
Jerry Wagner, Head Coach 5411

Women's Basketball

Trish Duce, Asst. Coach 5779
Annette Rocheleau, Asst. Coach 5941
Shannon Schweyen, Asst. Coach 5338
Robin Selvig, Head Coach 5334
Julie Tonkin, Admin. Asst. 5334

Women's Golf

Joanne Steele, Head Coach 4377

Women's Soccer

Tina Morse, Asst. Coach 4378
Angela Morrison, Asst. Coach 4417
Neil Sedgwick, Head Coach 2760



Heather Alexander
Accounting Assoc.
Ath. Business Office



Bo Bergland
Asst. Director
Athletic Performance



Linda Cardinal
Admin. Support
Football



Joel Carlson
Asst. S.I.D.



Sue DeMers
Events
Internal Ops.



Kenny Dow
Asst. Marketing
Director



Patty Dwight
Accountant
Ath. Business Office



Pam Erickson
Admin. Asst.
Olympic Sports



Stacey Farnes
A.D. Admin. Asst./
Cheer Squad Coach



Todd Goodrich
Photographer



Dave Griffin
Asst. Equipment
Manager



Janie Haight
Events
Internal Ops.



Aaron Heiner
Computer
Technician



Paul Hengel
Facilities Asst.
Internal Ops.



Karla Judge
Asst. Certified
Athletic Trainer



Colleen McChesney
Admin. Assistant
GSA



Rob Stack
Asst. Equipment
Manager



Cyndi Steigers
Receptionist
GSA



Julie Tonkin
Admin. Support
Basketball



Louise Torgerson
Academic Advisor



Darr Tucknott
Coord., Athletic
Acad. Services



Renee Valley
Media Editor
Sports Info.



Toby van Amerongen
Asst. Certified
Athletic Trainer



J.C. Weida
Assoc. Certified
Athletic Trainer

UM Alumni

The University of Montana Alumni Association was founded in 1901 and serves the needs of more than 80,000 alumni and friends. Our motto, "Get Involved... Stay Involved," reflects the loyalty and support our programs and their participants enjoy.



Notable alumni include ...

Eric Braeden, Actor
Dana Boussard, Artist
Dee Daniels, Jazz Singer
Monte Dolack, Artist
A. B. "Bud" Guthrie, Author
Paul G. Hatfield, U.S. Senator/Federal Judge
Dorothy M. Johnson, Author
Larry Krystkowiak, NBA Player/Coach
Stan Lynde, Artist/Author
Mike Mansfield, U.S. Senator/Ambassador
George Montgomery, Actor
Carroll O'Connor, Actor/Screenwriter
Meg Oliver, CBS News Anchor
Jeannette Rankin, U.S. Congresswoman
J.K. Simmons, Actor

Writing an injured teammate's number on your shoes.

A quick huddle before a free throw.

Wristbands.

Running suicides together for every missed free throw.

Setting a pick you'll feel for a week.

Acknowledging a great pass.

The stale smell of bad road food.

Pre-game chants in the tunnel.

Nicknames that your fans don't even know.

Senior night.

Carpooling to practice.

Hanging out after the game.

Summer league.

Cards on the bus.

Backside help on defense.

An encouraging word during a timeout.

A taunt from the bench.

A victory dance.

JUST DO IT.



Street & Smith's

SPECIALTY PUBLICATIONS PRESENTS

Greatest College Basketball Programs of All Time

FOREWORD BY
Bill Walton

Women's

Women's

Top 10

Compiling a list of the 100 greatest college basketball programs of all time without including women's basketball programs might be perceived as disrespectful, ignorant and foolish. We know that. We understand that a statistical comparison of the 22-year history of the women's NCAA championship and the history of the men's would produce misleading and unreliable results. We decided instead to recognize the women's programs with its own top 10 list.

Included in our list are the usual cast of characters: Coach, players, fans, and the program itself.

1 Tennessee
Pat Summitt is Tennessee basketball. The coaching legend ranks among the game's greatest. With six national championships, she trails only John Wooden (10) for the most ever and her 852 wins rank behind only Dean Smith (879) and Adolph Rupp (876) for most all-time victories.

Summitt has single-handedly, through her recruitment and development of some of the game's greatest players, created a basketball empire in Tennessee. Women like Holly Warlick, Bridgette Gordon, and Chamique Holdstock – perhaps the greatest collegian ever – have been the pillars upon which Summitt has built UT's success.

Other than Wooden's UCLA Bruins from 1967-73, no program has ever been more dominant than the Lady Volunteers from 1996-98, when UT went 100-14 en route to winning three consecutive NCAA championships. Pat Summitt has not only established herself as the premier college coach in the game today, but has also made the University of Tennessee the premier women's program.

2 Louisiana Tech
Beginning with their first intercollegiate game in 1975, the Lady Techsters of Louisiana Tech have set the standard for consistency.

After winning the first NCAA women's basketball championship – beating Cheney in 1982 – Tech has appeared in all 23 NCAA women's basketball Tournaments.

Following the guidance of head coach Leon Barnore and the play of All-American Teresa Weatherpoon, the Lady Techsters added to their trophy case in 1988, winning their second NCAA title.

Weatherpoon enjoyed one of the most illustrious careers of any Lady Techster, finishing first in career assists, twice being named All-American, and winning the Wade Trophy, given to the nation's outstanding women's basketball player.

Since 1982-83, the Lady Techsters have gone a staggering 636-92, averaged 29 wins per year and won 30-plus games on 14 different occasions. How's that for consistency?

3 Connecticut
The 1995 season saw the ushering in of a new era in women's college basketball – the UConn era. Over the past ten years, UConn has piled up numbers that border on the absurd: five national championships, seven Final Fours, 10 Big East Championships, six Player of the Year award winners and a .939 winning percentage!



Coach Geno Auriemma and his Lady Huskies have elevated their game above the competition, capturing the last three NCAA championships by winning an average of 35 games a year. As UConn standout and current WNBA star Diana Taurasi points out, "When you win every year, anything less than being No. 1 is kind of a disappointing season."

Because of their recent supremacy, several of the most recognizable names in women's basketball are former Huskies. Players like Rebecca Lobo, Jennifer Rizzotti, Sue Bird and Taurasi have become household names and pushed UConn to the pinnacle of the college basketball world.

Unfortunately for the rest of college hoops, it looks as if the sun will not be setting on the UConn era anytime soon.

4 Old Dominion
The Lady Monarchs of Old Dominion have a knack for going on hot streaks. Playing top-notch basketball

for extended periods, the Lady Monarchs of Old Dominion have won 13 consecutive NCAA Tournament championships, the Lady Moe (113 games) and opponents.

The cum of women's basketball would not be possible without Three-time Liebman 80 and women's basketball and team pushed v national

7 Montana
Winning conference championships is not supposed to be a forgone conclusion. But for Montana, winning the Big Sky championship has been the norm, not the exception.

In the 20-plus years of the program's history, the Lady Griz have dominated both regular-season play and the conference tournament, winning all but four Big Sky championships since the league's inception in 1982.

Montana's 15 regular-season conference championships and 16 tournament wins are the second-highest totals in women's college history, trailing only Old Dominion in both categories.

Under head coach and Montana-native Robin Selvig, the Lady Griz has won at least twenty games in 22 of the last 24 seasons, a demonstration of prowess few programs can rival.

8 UVA
The University of Virginia women's basketball program owes its rise to one player: Dawn Staley. Staley etched her place UVA history while leading Virginia to a four-year record of 113-21.

During Staley's time on campus, the Cavaliers won two ACC tournament titles, two ACC regular-season championships, made four NCAA appearances and advanced to the Final Four three consecutive seasons from 1990-92.

Although she won two Naismith Player of the Year awards while playing under head coach Debbie Ryan, Staley's greatest achievement may have been being named 1991 Final Four MVP despite playing for the losing team! Staley is the only woman in history to have been so recognized.

UVA has made 20 NCAA Tournament appearances and won 11 ACC regular-season titles, but Dawn Staley was the woman responsible for sending the Cavaliers into the upper echelon of women's college basketball.

9 Stephen F. Austin
The Southland Conference is not the toughest in women's basketball, but since the Steven F. Austin Ladyjacks joined in 1987-88, they have won 14 conference tournament and 13 regular-season titles while compiling a 258-32 record in league games. Because of the dominating play of stars like Katrina Price

– SFA's all-time leading scorer – the Ladyjacks have been the Southland Conference representative to the NCAA Tournament on 17 occasions, including 15-straight from 1988-2000. On five separate occasions SFA has advanced to the Sweet 16 of the NCAA Tournament, and 13 times finished in the top 25 of the national rankings.

10 Texas Tech
Texas Tech won an NCAA women's basketball championship in 1993 and has soared

under the leadership of Hall of Fame coach Marsha Sharp. However, it is Sheryl Swoopes who remains the most recognizable force in Lady Raider history.

Swoopes capped her illustrious Tech career by being named Final Four MVP after a record-setting 47 point effort against Ohio State in the 1993 title game. Swoopes, twice a unanimous Kodak All-America selection, was also named the National Player of the Year in 1993.

Since leaving Texas Tech, Swoopes has won a gold medal (1996), been named WNBA Defensive Player of the Year three times (2000, '02, '03), has three times been the top vote-getter in the WNBA All-Star game ('99, '00, '02) and has twice been named league MVP ('00, '02).

By retiring her No. 22 jersey in 1994, Texas Tech paid homage to Sheryl Swoopes, one of the greatest – if not the greatest – female basketball player of all time.

—WILLIAM T. CONROY
Street & Smith's