

University of Montana

## ScholarWorks at University of Montana

---

University of Montana Annual Financial Reports,  
1918-2012

University of Montana Publications

---

10-1968

### Financial Report of the Business Manager, 1967-1968

University of Montana (Missoula, Mont. : 1965-1994)

Follow this and additional works at: [https://scholarworks.umt.edu/annual\\_financial\\_reports](https://scholarworks.umt.edu/annual_financial_reports)

**Let us know how access to this document benefits you.**

---

#### Recommended Citation

University of Montana (Missoula, Mont. : 1965-1994), "Financial Report of the Business Manager, 1967-1968" (1968). *University of Montana Annual Financial Reports, 1918-2012*. 45.  
[https://scholarworks.umt.edu/annual\\_financial\\_reports/45](https://scholarworks.umt.edu/annual_financial_reports/45)

This Report is brought to you for free and open access by the University of Montana Publications at ScholarWorks at University of Montana. It has been accepted for inclusion in University of Montana Annual Financial Reports, 1918-2012 by an authorized administrator of ScholarWorks at University of Montana. For more information, please contact [scholarworks@mso.umt.edu](mailto:scholarworks@mso.umt.edu).

UNIVERSITY OF MONTANA

Missoula

**FINANCIAL REPORT**

of the

Business Manager



For the Year Ending June 30, 1968

October 1968



**UNIVERSITY OF MONTANA**  
**Missoula, Montana**  
**59801**

**FINANCIAL REPORT FOR FISCAL YEAR**  
**1967-1968**

**TABLE OF CONTENTS**

Letter of Transmittal .....	2
Summary—Scope of Report .....	3
The Current Fund Dollar—Where It Came From .....	4
The Current Fund Dollar—How It Was Spent .....	5
Balance Sheet .....	6
Summary of Fund Changes .....	10
Statement of Current Income .....	11
Statement of Current Expenditures .....	12
Endowments—Permanent .....	13
Statement of Net Investment in Plant .....	15
Bond Record .....	16
University of Montana Foundation .....	18
Associated Students' Store .....	21
Associated Student Store Special Reserve Fund .....	22
The Stella Duncan Memorial Fund .....	23
Fee Exemptions, Scholarships and Waivers .....	24
Stores Account—Summary of Operations .....	24



### LETTER OF TRANSMITTAL

October 15, 1968

Mr. Robert Pantzer, President  
University of Montana

Dear President Pantzer:


The Financial Report of the University of Montana for the fiscal year ending June 30, 1968 is submitted herewith. This report has been compiled primarily for the guidance of the administrative offices but is also useful as a complete and permanent record of the financial operations of the University of Montana.

The material in this report has been classified and arranged, as far as practicable, in accordance with the recommendations of the National Committee on standard reports for the institutions of higher education.

This report was compiled with the assistance of the administrative staff of the Business Office.

The financial books of the University of Montana are subject to audit by representatives of the Legislative Auditor's Office which was set up by the 1967 Legislature. Since the Legislative Auditor was unable to accomplish this function for 1967-68 the books of the University were audited by the C. P. A. firm of Galusha, Higgins and Galusha under the direction of Mr. Dale Fuehrer for this fiscal year.

Respectfully submitted,



C. L. MURPHY  
Business Manager



## SUMMARY

### Scope of Report

The financial report for the fiscal year ended June 30, 1968 covers the financial transactions for which accounting records are kept in the official books of the University of Montana.

In general, the accounts of the University are maintained and its reports presented in accordance with Standard Manual of Accounts for the Montana University System and within the general framework advanced in *College and University Business Administration — Volume I* as published by the American Council on Education. Auxiliary Enterprises are reported on a modified accrual basis, all other accounts are reported on a cash basis.

The accounts of the University are classified into five balanced fund groups as follows:


- I. Current Funds
  - a. Unrestricted
  - b. Restricted
- II. Loan Funds
- III. Endowment and Other Non-expendable Funds
- IV. Plant Funds
- V. Agency Funds

The Current Funds group provides for the current operation and maintenance of the University. Loan Funds are used for the purpose of making loans to students. In Endowment Funds the principal must remain intact while the income is available for specific purposes. The Plant Funds group includes funds designed or expended for acquisition and retirement of indebtedness in plant. Agency Funds are held in custody by the State University for Research, Corporations, students and miscellaneous purposes.



# THE CURRENT FUND DOLLAR

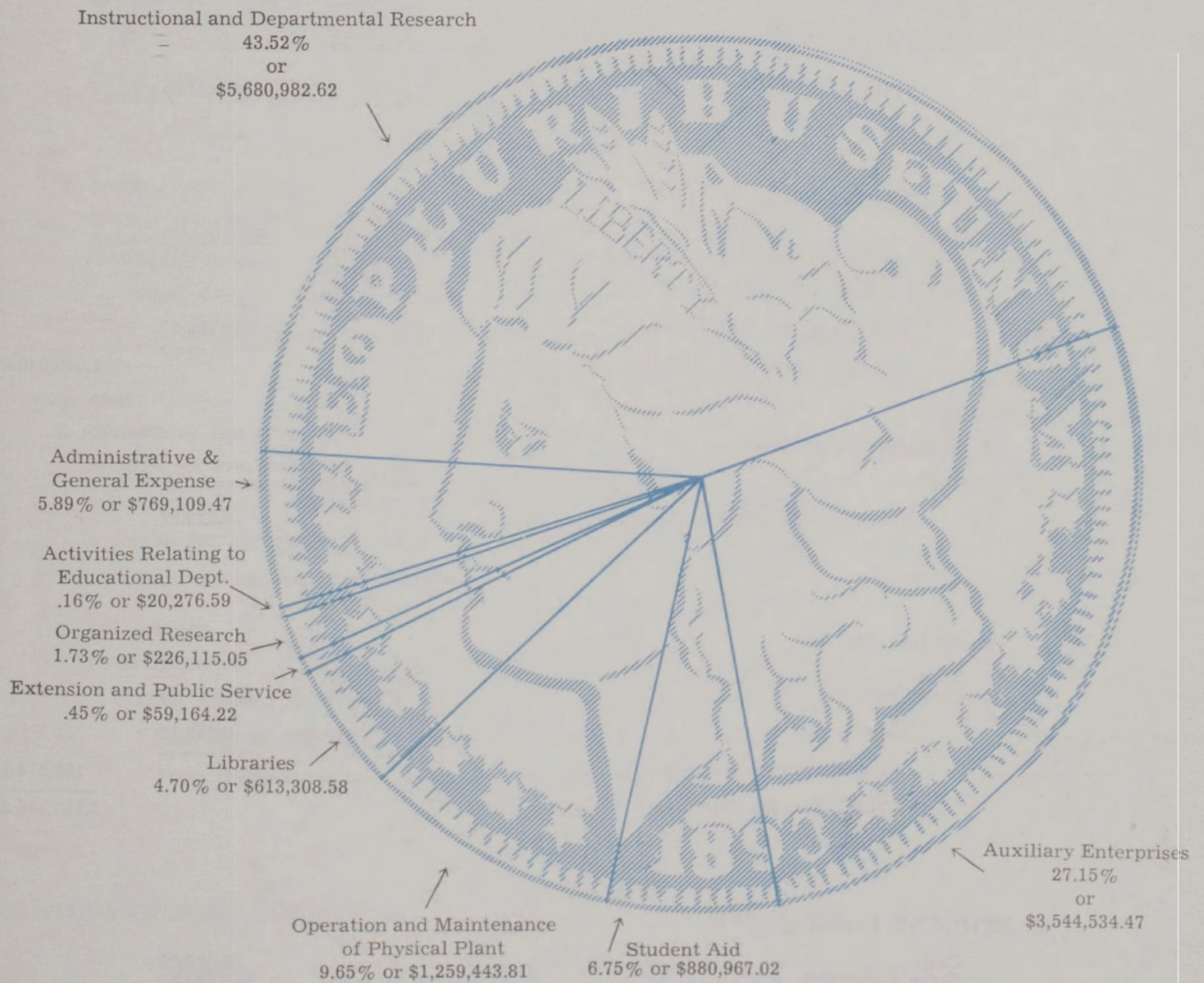
## Where It Came From





# THE CURRENT FUND DOLLAR

## How It Was Spent





**BALANCE SHEET**

June 30, 1968

**ASSETS****I. CURRENT FUNDS**

## Unrestricted

**A. Educational and General**

State Appropriations .....	\$109,335.36	\$	\$
Cash .....	222,544.10		
Accounts Receivable .....	40,021.73		
Stores Supplies .....	11,516.47		
Total Educational and General .....		383,417.66	

**B. Auxiliary Enterprises**

Cash .....	486,408.91		
Accounts Receivable .....	12,637.32		
Investments .....	20,000.00		
Stores and Inventory Accounts .....	141,376.18		
Total Auxiliary Enterprises .....		660,422.41	

Total Unrestricted Funds .....			1,043,840.07
--------------------------------	--	--	--------------

## Restricted

**A. Educational and General**

Cash .....	14,235.97		
Total Educational and General .....		14,235.97	

**B. Student Aid**

Cash .....	116,221.39		
Investments .....	2,116.80		
Total Student Aid .....		118,338.19	

Total Restricted Funds .....			132,574.16
------------------------------	--	--	------------

Total Current Funds .....			1,176,414.23
---------------------------	--	--	--------------

**II. STUDENT LOAN FUNDS**

Cash .....	28,848.01		
Notes Receivable .....	965,824.29		
Investments .....	15,003.08		

Total Student Loan Funds .....			1,009,675.38
--------------------------------	--	--	--------------

**III. ENDOWMENTS AND OTHER NON-EXPENDABLE FUNDS**

(Does not include Federal Land Grants)

Investments .....			144,442.22
-------------------	--	--	------------



**BALANCE SHEET**

June 30, 1968

**LIABILITIES AND RESERVES****I. CURRENT FUNDS**

## Unrestricted

**A. Educational and General**

Reserve for Restricted Purposes				
Deferred Income 1968-69 SS Fees .....	\$ 95,494.00	\$	\$	\$
1967-68 Encumbrances .....	141,605.03	237,099.03		
Stores Balances .....		53,217.00		
Available for Future Expenditures .....		93,101.63		
Total Educational & General .....			383,417.66	
<b>B. Auxiliary Enterprises</b>				
Reserve for Prepayments and Deposits .....		143,449.43		
Accounts Payable .....		8,198.18		
Available for Future Expenditures .....		508,774.80		
Total Auxiliary Enterprises .....			660,422.41	
Total Unrestricted Funds .....				1,043,840.07

## Restricted

**A. Educational and General**

Reserve for Restricted Purposes				
1967-68 Encumbrances .....	3,981.37			
Restricted Fund Obligations .....	1,971.91	5,953.28		
Available for Future Expenditures .....		8,282.69		
Total Educational and General .....			14,235.97	
<b>B. Student Aid</b>				
Fund Balances .....		118,338.19		
Total Student Aid .....			118,338.19	
Total Restricted Funds .....				132,574.16
Total Current Funds .....				\$1,176,414.23

**II. STUDENT LOAN FUNDS**

Loanable Principal .....	\$1,009,675.38
--------------------------	----------------

**III. ENDOWMENTS AND OTHER NON-EXPENDABLE FUNDS**

Fund Balances .....	\$ 144,442.22
---------------------	---------------



**BALANCE SHEET**

June 30, 1968

**ASSETS****IV PLANT FUNDS AND PROPERTY****A UNEXPENDED PLANT FUNDS**

State Appropriations .....	\$ 446,682.30	\$
Cash .....	3,300,854.33	
Investments .....	739,202.25	
Total Unexpended Plant Funds .....		4,486,738.88

**B RETIREMENT OF INDEBTEDNESS FUNDS**

Cash .....	828,283.22
Investments .....	3,847,232.54
Total Retirement of Indebtedness Funds .....	4,675,515.76

**C INVESTMENT IN PLANT AND PROPERTY**

Equipment .....	6,585,477.10
Land .....	1,541,607.82
Buildings .....	29,119,723.21
Total Investment in Plant & Property .....	37,246,808.13
Total Plant Funds and Property .....	46,409,062.77

**V AGENCY FUNDS**

Cash .....	924,653.16
Notes Receivable .....	24,869.79
Investments .....	92,156.20
Total Agency Funds .....	1,041,679.15
Total Assets .....	\$49,781,273.75



**BALANCE SHEET**

June 30, 1968

**LIABILITIES AND RESERVES****IV PLANT FUNDS AND PROPERTY****A UNEXPENDED PLANT FUNDS**

Reserve for Plant Expansion ..... \$ 4,486,738.88 \$

**B RETIREMENT OF INDEBTEDNESS FUNDS**

-

Fund Balances ..... 4,675,515.76

**C INVESTMENT IN PLANT AND PROPERTY**

Notes Payable .....	44,817.72	
Bonds Payable .....	22,003,000.00	
Net Investment in Plant and Property .....	15,198,990.41	37,246,808.13
Total Plant Funds and Property .....		<u>\$46,409,062.77</u>

**V AGENCY FUNDS**

Fund Balances ..... 1,041,679.15

Total Liabilities and Reserves..... \$49,781,273.75



# SUMMARY OF FUND CHANGES

For Fiscal Year Ending June 30, 1968

	Balance July 1, 1967	Receipts, Appropriations, Etc.	Transfer of Funds In	Transfer of Funds Out	Disbursements	Balance June 30, 1968
<b>Current Funds</b>						
Education and General .....	\$ 282,507.10	\$ 8,735,925.56	\$ 8,640.62	\$ 1,019.31	\$ 8,628,400.34	\$ 397,653.63
Auxiliary Enterprises .....	627,192.41	3,737,987.49	99,307.09	1,049,878.91	2,754,185.67	660,422.41
Student Aid .....	77,683.63	119,900.75	804,395.05	187,489.34	696,151.90	118,338.19
Total of Current Funds .....	( 987,383.14)	(12,593,813.80)	( 912,342.76)	(1,238,387.56)	(12,078,737.91)	( 1,176,414.23)
<b>Student Loan Funds</b> .....	\$ 821,764.93	\$ 210,985.04	\$ 182,776.56	\$ 205,851.15	\$ -0-	\$ 1,009,675.38
<b>Endowment Funds</b> .....	\$ 136,417.22	\$ 8,025.00	\$ -0-	\$ -0-	\$ -0-	\$ 144,442.22
<b>Plant Funds</b>						
Unexpended Plant Funds .....	\$ 4,382,436.66	\$ 6,284,160.00	\$ 549,083.17	\$ 169,986.21	\$ 6,558,954.74	\$ 4,486,738.88
Retirement of Indebtedness .....	4,635,215.96	869,367.53	1,044,240.38	517,911.14	1,355,396.97	4,675,515.76
Investment in Plant and Property .....	32,470,467.10	-0-	4,810,502.19	34,161.16	-0-	37,246,808.13
Total Plant Funds .....	(41,488,119.72)	( 7,153,527.53)	(6,403,825.74)	( 722,058.51)	( 7,914,351.71)	(46,409,062.77)
<b>Agency Funds</b> .....	\$ 1,006,092.21	\$ 5,121,640.17	\$1,193,651.72	\$2,416,871.74	\$ 3,862,833.21	\$ 1,041,679.15
Grand Total .....	\$44,439,777.22	\$25,087,991.54	\$8,692,596.78	\$4,583,168.96	\$23,855,922.83	\$49,781,273.75



## STATEMENT OF CURRENT INCOME

## I EDUCATIONAL AND GENERAL

	Total	Unrestricted Funds	Restricted Funds
<b>Student Fees</b>			
Registration .....	\$ 285,076.60	\$ 285,076.60	\$
Incidental .....	864,771.92	864,771.92	
Non-Resident .....	548,623.55	548,623.55	
Extension .....	34,946.25	34,946.25	
Other Charges to Resident Students .....	70,645.17	70,645.17	
Total Student Fees .....	✓ (1,804,063.49)	(1,804,063.49)	
<b>Governmental Appropriation</b>			
State General Fund .....	\$5,135,000.00	\$5,135,000.00	\$
State Millage Fund .....	1,623,326.00	1,623,326.00	
Federal Income .....	131,281.00	74,542.00	56,739.00
Total Governmental Appropriation .....	✓ (6,889,607.00)	(6,832,868.00)	( 56,739.00)
<b>Endowment Income</b>			
Ryman Library .....	\$ 289.09	\$	\$ 289.09
Dixon Endowment .....	4,733.12		4,733.12
Total Endowment Income .....	( 5,022.21)		( 5,022.21)
<b>Sales and Services of Educational Departments</b>			
Sales and Services .....	\$ 14,658.36	\$ 8,543.00	\$ 6,115.36
Total Sales and Services .....	( 14,658.36)	( 8,543.00)	( 6,115.36)
<b>Organized Activities Relating to Educational Departments</b>			
Forestry Fees .....	\$ 17,709.50	\$	\$ 17,709.50
C.P.A. Fund .....	4,865.00		\$ 4,865.00
Total Organized Activities Relating to Educational Depts. .....	( 22,574.50)		( 22,574.50)
Total Educational and General Income .....	\$8,735,925.56	\$8,645,474.49	\$ 90,451.07

## II AUXILIARY ENTERPRISES

Computer Center .....	\$ 55,007.35	\$ 55,007.35	\$
Biological Station .....	2,304.19	2,304.19	
Family Housing .....	371,484.85	371,484.85	
Food Service and Residence Halls .....	2,041,255.59	2,041,255.59	
Health Services .....	206,499.50	206,499.50	
Prescription Pharmacy .....	13,325.11	13,325.11	
University Printing Services .....	308,113.97	308,113.97	
Field House .....	61,055.76	61,055.76	
Forestry Lubrecht Camp .....	4,417.11	4,417.11	
Golf Course .....	41,261.26	41,261.26	
Intercollegiate Athletics .....	299,879.87	299,879.87	
Student Union Fee Fund .....	198,570.19	198,570.19	
University Theater .....	4,304.76	4,304.76	
Student Union Facilities .....	80,496.21	80,496.21	
Swimming Pool .....	32,691.53	32,691.53	
Student I. D. Fund .....	17,555.82	17,555.82	
Vehicle Registration Fee .....	30,891.00	30,891.00	
Total Auxiliary Enterprises Income .....	✓ \$3,769,114.07	\$3,769,114.07	

## III STUDENT AID

Scholarships and Prizes .....	\$ 119,900.75	\$	\$ 119,900.75
Federal Funds—Student Aid Programs .....	804,395.05		804,395.05
Total Student Aid Income .....	✓ \$ 924,295.80	\$	\$ 924,295.80
Total Current Income .....	\$13,429,335.43	\$12,414,588.56	\$1,014,746.87



## STATEMENT OF CURRENT EXPENDITURES

I EDUCATIONAL AND GENERAL	Grand Total	Salaries and Wages	Supplies and Expenses	Capital
<b>Administrative and General Expense</b>				
General Administration	\$ 230,076.75	\$ 200,595.43	\$ 27,900.46	\$ 1,580.86
General Expense—Student Services	222,072.62	187,985.20	33,212.08	875.34
General Institutional Expense	316,960.10	155,766.18	151,872.44	9,321.48
Total Administrative and General Expense	\$ 769,109.47	\$ 544,346.81	\$ 212,984.98	\$ 11,777.68
<b>Instructional and Departmental Research</b>				
College of Arts and Science	\$ 3,457,273.58	\$ 3,171,507.28	\$ 181,305.94	\$ 104,460.36
Professional Schools				
Business Administration	312,437.46	287,750.64	15,605.97	9,080.85
Education	366,642.30	342,138.60	24,093.26	410.44
Fine Arts	492,078.58	442,272.46	35,802.07	14,004.05
Forestry	200,138.86	171,824.69	16,092.51	12,221.66
Journalism	129,085.43	112,495.75	12,820.82	3,768.86
Law	188,573.19	181,713.23	6,877.71	17.75 <sup>CR</sup>
Pharmacy	130,357.49	111,266.29	7,992.15	11,099.05
Graduate School and Research	29,389.68	16,007.18	13,203.00	179.50
Summer Session Administration	17,290.10	8,231.24	8,768.11	290.75
Candidate Travel	16,700.64		16,700.64	
Employee Benefits	341,015.31	341,015.31		
Total Instructional and Departmental Research	\$ 5,680,982.62	\$ 5,186,222.67	\$ 339,262.18	\$ 155,497.77
Organized Activities Relating to Educational Departments	\$ 20,276.59	\$ 3,008.92	\$ 16,667.67	\$ 600.00
Organized Research	226,115.05	187,581.73	29,644.41	8,888.91
Extension and Public Service	59,164.22	53,329.66	5,834.56	
Libraries	613,308.58	333,414.20	20,604.83	259,289.55
Operation and Maintenance of Physical Plant	1,259,443.81	731,867.29	355,222.70	172,353.82
Total	\$ 2,178,308.25	\$ 1,309,201.80	\$ 427,974.17	\$ 441,132.28
Total Educational and General Expenditures	\$ 8,628,400.34	\$ 7,039,771.28	\$ 980,221.33	\$ 608,407.73
<b>II AUXILIARY ENTERPRISES</b>	\$ 3,544,534.47	\$ 1,107,308.03	\$ 1,647,643.62	\$ 789,582.82
<b>III STUDENT AID</b>	\$ 880,967.02	\$ 645,001.96	\$ 235,965.06	
Total Current Expenditures	\$ 13,053,901.83	\$ 8,792,081.27	\$ 2,863,830.01	\$ 1,397,990.55



## ENDOWMENTS (Page 1)

## PERMANENT NON-EXPENDABLE FUNDS

(Does not include Federal Land Grants, income from which is an unrestricted resource)

## EDUCATIONAL

**W. W. Dixon, Law Professor and Library Books**

A bequest in memory of her husband by Mrs. Ida Wilcox Dixon who died August 16, 1916, to be known as the William Wirt Dixon Endowment for a professorship in some branch of the law in the University of Montana, the surplus, if any, to be used for the purchase of new law books for the William Wirt Dixon Law Library.

Total Fund July 1, 1967	Addition to Fund	Withdrawals From Fund	Total June 30, 1968	Memo of Income 1967-68
\$ 85,250.00	\$	\$	\$ 85,250.00	\$4,733.12

**J. H. T. Ryman, Economics and Sociology Library**

A bequest from J. H. T. Ryman who died in 1926, a long-time member of the State Board of Education, for the purpose of establishing an endowment, the income from which would be used to purchase books on Economics and Sociology.

Date established, 1927; original amount, \$7,500.00 in cash.

7,500.00			7,500.00	289.09
----------	--	--	----------	--------

**The Paul Chrisler Phillips Memorial Collection**

A gift by Mrs. Paul C. Phillips in the name of Paul Chrisler Phillips to establish a historical collection to be known as "The Paul Chrisler Phillips Memorial Collection." The general plan of Dr. Paul Phillips, History Professor, will be followed in the acquisition of the materials, as he did in his assembling of the material for "The Northwest Collection." Date established, 1961; original amount of principal was Missoula Building & Loan Assn. stock of \$6,250.00 and Northwest Mutual Building and Loan Association stock (transferred to Western Montana Building and Loan stock 6/4/65) of \$6,250.00. Certain books, pictures, brochures, journals, manuscripts, scrapbooks and certain other related material of the late Dr. Paul C. Phillips were received by the University Librarian and these items were the beginning of "The Paul Chrisler Phillips Memorial Collection." The income from the two building and loan investments to be paid to University of Montana for the exclusive use of the said Head Librarian of the University for the purchase of rare books, manuscripts, histories of Indian lore and other similar papers and manuscripts to be added to "The Paul Chrisler Phillips Memorial Collection."

12,500.00			12,500.00	281.25
-----------	--	--	-----------	--------

## NON-EDUCATIONAL

## Fellowships

**J. H. T. Ryman, Economics and Sociology**

A second provision in Mr. Ryman's bequest to the University was for the purpose of establishing a "permanent endowment to create and found an 'Economics Fellowship' the income from which to be awarded each fourth even year to a student graduate of that year majoring in Economics, but only to one who has shown marked aptitude and an original grasp in his or her work. The income so awarded to be used towards a doctor's degree in some university of recognized standing."

"Should some fourth even year contain no graduating student meeting the requirements—the four year accumulated income be added to and become a part of the original permanent endowment."

Date established, 1927; original amount, \$10,000 in cash. Augmented by unused awards; 1934, \$718.59, 1938, \$953.76, 1965, \$689.19, 1960, \$1,185.61 and 1966, \$1,727.07.

15,271.22			15,271.22	778.72
-----------	--	--	-----------	--------

**E. L. Bonner**

A gift by Mrs. Carrie L. Bonner in memory of her deceased husband, E. L. Bonner, of Missoula, for a scholarship awarded by the faculty every three years on basis of scholarship standing and financial needs, to a member of the Freshman Class, the scholarship to be paid the holder for the succeeding three years.

Condition: "Should the University be taken to any other city then these bonds are to revert to Carrie L. Bonner or her heirs."

Date established, 1905; original amount of principal, six U. S. Steel bonds face value \$6,000.00. Net proceeds from the sale of the bonds provided \$6,570.00.

6,570.00			6,570.00	286.19
----------	--	--	----------	--------

(Continued on the next page)



## ENDOWMENTS (Page 2)

	Total Fund July 1, 1967	Addition to Fund	Withdrawals From Fund	Total June 30, 1968	Memo of Income 1967-68
<b>Scholarships</b>					
<b>Olaf J. Bue—Journalism</b>	650.00	600.00		1,250.00	53.63
<p>Gifts to establish a permanent endowment for Journalism Scholarship. Gifts in memory of Olaf J. Bue, Journalism Professor. The income to be awarded to a student of the School of Journalism, as designated by the Dean and Faculty of the School of Journalism.</p> <p>Date established 1962; original amount \$400.00 in cash. \$250.00 added from Journalism Scholarship Funds in 1964. \$400.00 added from Press Club and a \$200 gift in 1967.</p>					
<b>Silas Raymond Thompson, Jr.—Forestry</b>	5,000.00			5,000.00	175.00
<p>Gift to establish a permanent endowment from the parents of Silas Raymond Thompson, Jr., a student at the University, who was killed in the Mann Gulch fire of 1949. The income to be awarded to a student of the School of Forestry, to be designated annually by the Dean and Faculty of the School of Forestry (may be either a scholarship or a prize).</p> <p>Date established, 1950; original amount, \$5,000.00 in cash.</p>					
<b>NON-EDUCATIONAL</b>					
<b>Scholarships</b>					
<b>William G. Kohner—Forestry</b>		\$7,425.00		7,425.00	237.06
<p>Gift to establish a permanent endowment Forestry Scholarship. The income to be awarded to a junior, senior or graduate student in the School of Forestry to be designated annually by the Dean and Faculty of the School of Forestry.</p> <p>Date established, 1967. Original amount, \$7,425.00 in cash.</p>					
<b>Prizes</b>					
<b>W. M. Aber—Oratory</b>	1,050.00			1,050.00	53.52
<p>A bequest left by Professor William M. Aber, professor of Latin and Greek, sometime acting president, deceased September, 1919, "to be known as the Aber Memorial Prize for Oratory."</p> <p>Date established, 1919; original amount of principal, \$1,000.00. Profits on investments provided an additional \$50.00.</p>					
<b>Philo S. Bennett—Essay</b>	1,175.00			1,175.00	14.07
<p>A fund bequeathed by Mr. Philo S. Bennett of Bridgeport, Conn., and distributed in accordance with the terms of the will by the Hon. William Jennings Bryan of Lincoln, Nebr., for a prize (in money or in a medal of equivalent value, at the option of the successful contestant) for the best essay by any student in some topic pertaining to good government. In any year when no prize is given the interest shall be added to the principal.</p> <p>Date established, 1905; original amount of principal, \$400.00. Additions to the principal by unused income increased the permanent fund to its present balance.</p>					
<b>Class of 1904</b>	800.00			800.00	34.85
<p>A gift by the Class of 1904 for some particular excellence, to be designated each year by the members of the class in rotation, or by the faculty if this is not done.</p> <p>Date established, 1904; original amount of principal, \$400.00. Addition to the principal has been from gains on investments and unused income.</p>					
<b>Pres. C. A. Duniway—Honor Scholarship Books</b>	400.00			400.00	17.43
<p>Established by President C. A. Duniway (1908-1912) the income from which to be used for the purchase of books to be awarded annually to the students most distinguished for scholarship in the several departments of the University.</p> <p>Date established, 1911; original amount of principal, \$400.00.</p>					
<b>Annie Lewis Joyce Memorial</b>	251.00			251.00	10.93
<p>A gift by M. M. Joyce of Missoula, in memory of his wife, and awarded annually for the best essay, thesis or poem by an undergraduate student.</p> <p>Date established, 1906; original amount of principal, \$200.00. Addition to the principal has been from gains on investments and unused income.</p>					
<b>TOTALS</b>	\$136,417.22	\$8,025.00	\$	\$144,442.22	\$6,964.86



## STATEMENT OF NET INVESTMENT IN PLANT

For the Year Ended June 30, 1968

	Balance July 1, 1967	Additions	Deductions	Balance June 30, 1968
Land .....	\$ 1,466,043.11	\$ 75,564.71	\$	\$ 1,541,607.82
Buildings .....	25,474,196.70	3,660,822.92	15,296.41	29,119,723.21
Equipment .....	5,530,227.29	1,074,114.56	18,864.75	6,585,477.10
Total Value of Plant .....	\$32,470,467.10	\$ 4,810,502.19	\$ 34,161.16	\$37,246,808.13
Less Indebtedness:				
Notes Payable .....	\$ 2,752,427.76	\$	\$ 2,707,610.04	\$ 44,817.72
Bonds Payable .....	19,290,000.00	3,090,000.00	377,000.00	22,003,000.00
	\$22,042,427.76	\$ 3,090,000.00	\$ 3,084,610.04	\$22,047,817.72
Net Investment in Plant .....	\$10,428,039.34	\$ 1,720,502.19	\$ 3,050,448.88 <sup>Dr</sup>	\$15,198,990.41

## NOTES PAYABLE

	Balance July 1, 1967	Added During the Year	Payments	Balance June 30, 1968
<b>Obligations of the Local Executive Board</b>				
Jenkins House (First Natl. Bank, Missoula) .....	\$ 4,500.00	\$	\$ 500.00	\$ 4,000.00
Watson Property .....	4,612.30		1,718.21	2,894.09
Maloney Property (First Natl. Bank, Missoula) .....	13,000.00		1,000.00	12,000.00
Zemke House and Lots—Purchase .....	3,567.84		1,260.28	2,307.56
Smith House and Lots—Purchase .....	5,634.75		1,420.65	4,214.10
Jesse House and Lots—Purchase .....	21,112.87		1,710.90	19,401.97
Total .....	( 52,427.76)		( 7,610.04)	( 44,817.72)
<b>Temporary Bank Loan</b>				
Married Students Housing—2nd Phase (Western Montana Natl. Bank) .....	\$ 450,000.00	\$	\$ 450,000.00*	\$
Married Students Housing—2nd Phase (First Natl. Bank) .....	450,000.00		450,000.00*	
Aber Hall (First Natl. Bank) .....	900,000.00		900,000.00**	
Aber Hall (Western Montana Natl. Bank) .....	900,000.00		900,000.00**	
Grand Total .....	\$ 2,752,427.76	\$	\$ 2,707,610.04	\$ 44,817.72

\*Repaid from proceeds of Revenue Bonds of 1965.

\*\*Repaid from proceeds of Revenue Bonds of 1966.



## BOND RECORD

(Does Not Include State Issues)

	Balance July 1, 1967	New Obligations	Redemptions During the Year	Balance Payable June 30, 1968
(1) New Residence Hall (Turner Hall) 4½% Income (Called 1952)	\$ 1,000	\$	\$	\$ 1,000
(2) Field House Revenue Bonds, Series A of 1953 (Bond No's 211-685, 3⅞%; 1-210 and 686-800, 3½%) (Annual Maturities, 1954-1992, callable beginning 1958 @ 102½ decreasing premium after 1963)	576,000		28,000	548,000
(3) Field House Revenue Bonds—Series B of 1956 (See two above)	137,000		8,000	129,000
(4) Land Grant Income and Student Fee Bonds—Series A of 1955 Health Center and Library Addition (Dated 4/1/55, Interest 4/1 and 10/1) @ 4.90% to 4/1/57 and 3.40% thereafter. Bonds maturing callable 4/1/60 and thereafter @ 102½ with premium decreasing thereafter.	237,000		10,000	227,000
(5) Revenue Bond Series of 1956 (Refinanced Dormitory Bonds of 1952 and 1953, and Financed New Family Apartments, addition to Craig and Corbin, etc.) (Dated January 1, 1956; Interest 7/1 and 1/1 400M @ 2½¾, 400M @ 3 and 2560M @ 3¾. Bonds may be called after July, 1961 @ 4% decreasing after 1966.	2,730,000		65,000	2,665,000
(6) Swimming Pool Bonds of 1959 (Refinanced temporary bank loan and used to complete construction)—dated March 1, 1959; interest 3/1 and 9/1; 14M 3%, 21M 3½%, 27M 3¾%, 27M 4%, 221M 4¼% with added 1½% on each of first four payments. Bonds may be called as follows: Those maturing after March, 1964 in inverse order number at premium on or before Sept., 1968, 4%; thereafter to Sept., 1978, 3%; thereafter to Sept., 1983, 2%, thereafter 2%. Final maturity 1986.	266,000		9,000	257,000
(7) Revenue Bond Series of 1957 (Refinanced temporary loans obtained to cover costs of an addition to the Lodge-Food Center and for purchase of the Law House)—Dated Nov. 1, 1957; Interest 7/1 and 1/1; 100M 4.25%, 75M 4.75% and 275M 4.90% with added 1.10% for first 3 years. Bonds may be called as follows: those maturing July 1, 1963 to and including 1971 as of July 1, 1962 @ 102.50%, after 1971 all may be called at 103.	350,000		15,000	335,000
(8) Revenue Bonds of 1960 (for construction of Health Sciences, Law, and Liberal Arts Addition)—dated April 1, 1960, final maturity 1996, interest 10/1 and 4/1; 136M 4%; 160M 4¼%; 192M 4½%; 2,012M 4¾%. A second coupon is attached to all bonds for interest due 4/1/61, 10/1/61 and 4/1/62, calling for an additional 1% per annum. Bonds may be called in inverse order of maturity or by lot within a maturity on or after April 1, 1965, as follows: April 1, 1965 through October 1, 1969 @ 104; April 1, 1970 through October 1, 1974 @ 103½; April 1, 1975 through October 1, 1979 @ 103; April 1, 1980 through October 1, 1984 @ 102½; April 1, 1985 through October 1, 1989 @ 102; April 1, 1990 through October 1, 1995 @ 101½.	2,327,000		39,000	2,288,000
(9) Revenue Bond Series 1961 (for construction of a Women's Residence Hall, Knowles Hall) dated July 1, 1961, final maturity 2001, interest 1/1 and 7/1; 135 M @ 2.90, 965 M @ 3⅞% Bonds 1 through 135 not subject to redemption before maturity, bonds 866 through 1,100 maturing during the period July 1, 1997 through July 1, 2,001 may be called in inverse chronological order on any interest payment date. Bonds 136 through 865 are subject to redemption in inverse chronological order on any interest date after July 1, 1971 as follows: January 1, 1972 through July 1, 1976 @ 103; January 1, 1977 through July 1, 1981 @ 102½; January 1, 1982 and July 1, 1986 @ 102; January 1, 1987 and July 1, 1991 @ 101½; after July 1, 1991 @ 101. Registered bond number R-1 for \$740,000 by United States of America, Housing and Home Finance issued in lieu of Definitive Coupon Bonds Nos. 361 through 1,100.	1,024,000		15,000	1,009,000
(10) Student Buildings Fee Revenue Bond Series 1963 (Redemption and refunding Student Building Fee Revenue Bonds of 1960, see 9 above) dated July 1, 1963, final maturity 1990 interest 1/1 and 7/1; 120 M 3%; 130 3½%; 2,218 M 3¾%; Bond maturing in the years 1965 through 1989 also bear additional interest at the rate of ½ of 1% per annum from July 1, 1964 to July 1, 1967. Bonds maturing in 1990 are subject to redemption on July 1, 1970 at par plus accrued interest. Bonds maturing 1974 through 1989 are subject to redemption after July 1, 1973 as follows: July 1, 1973 to January 1, 1975 @ 103; July 1, 1975 to January 1, 1977 @ 102½; July 1, 1977 to January 1, 1979 @ 102; July 1, 1979 to January 1, 1981 @ 101½; July 1, 1981 to January 1, 1983 @ 101; July 1, 1983 to January 1, 1985 @ 100½; after July 1, 1985 at par.	2,348,000		65,000	2,283,000



## BOND RECORD (Continued)

	Balance July 1, 1967	New Obligations	Redemptions During the Year	Balance Payable June 30, 1968
(11) Revenue Bond Series of 1963, Series A (for construction of a men's residence hall, "Burly" Miller Hall) dated July 1, 1963, final maturity 2003, interest 1/1 and 7/1; all bonds @ 3½% except those bonds maturing in 1974. Bonds maturing in 1974 @ 3¼%. Bonds maturing 1974 through 1998 are subject to redemption after July 1, 1973 as follows: January 1, 1974 to July 1, 1978 @ 103; January 1, 1979 to July 1, 1983 @ 102½; January 1, 1984 to July 1, 1988 @ 102; January 1, 1989 to July 1, 1993 @ 101½; January 1, 1994 to July 1, 1998 @ 101; after January 1, 1999 at par.	1,154,000		15,000	1,139,000
(12) Revenue Bond Series of 1963, Series B (Remodeling of Food Service Building) dated July 1, 1963 final maturity 1990, interest 1/1 and 7/1; 40 M @ 3½%; 70 M @ 3¾%; 280,000 @ 3⅞%. All bonds maturing 1971 through 1976 also bear interest at 1¼% per annum from January 1, 1964 to July 1, 1965; all bonds maturing 1977 through 1990 also bear interest at 1⅞% from July 1, 1964 to July 1, 1965. Bonds maturing 1974 through 1990 are subject to redemption after January 1, 1974 as follows: January 1, 1974 to July 1, 1978 @ 102; January 1, 1979 to July 1, 1983 @ 101½; after January 1, 1984 at par.	385,000		5,000	380,000
(13) Revenue Bond Series 1964 (For construction of a married students apartment complex of 174 units, Phase I of Elliott Village). Dated July 1, 1964; final maturity 2004; interest 1/1 and 7/1; all bonds @ 3⅝%. Bonds maturing July 1, 1967 through July 1, 1974 are non-callable. Bonds maturing 1975 through 2004 are callable in inverse numerical order, January 1, 1975 through July 1, 1979 @ 103%; January 1, 1980 through July 1, 1984 @ 102½%; January 1, 1985 through July 1, 1989 @ 102; January 1, 1990 through July 1, 1994 @ 101½%; January 1, 1995 through July 1, 1999 @ 101%; after July 1, 1999 at par.	1,580,000		41,000	1,539,000
(14) Revenue Bond Series 1954—Second Series (For construction of Jesse Hall residence hall for approximately 402 single students). Dated December 1, 1964; final maturity 2004; interest 1/1 and 7/1; all bonds @ 3¾%. Bonds maturing July 1, 1967 through July 1, 1974 are non-callable. Bonds maturing 1975 through 2004 are callable in inverse numerical order January 1, 1975 through July 1, 1979 @ 103%; January 1, 1980 through July 1, 1984 @ 102½%; January 1, 1985 through July 1, 1989 @ 102%; January 1, 1990 through July 1, 1994 @ 101½%; January 1, 1994 through January 1, 2000 @ 101%. Bonds maturing July 1, 2000 through July 1, 2004 inclusive to be called at the option of the borrower in whole or in part on any interest payment date.	1,875,000		25,000	1,850,000
(15) Revenue Bonds Series 1966—Second Series (For construction of a University Center Building providing facilities for a student union complex and food facility). Dated October 1, 1966; final maturity 1998; interest 1/1 and 7/1; all bonds @ 5⅛%; additional interest coupon bearing .06% payable November 1, 1966 to July 1, 1968. Bonds maturing July 1, 1976 through July 1, 1983 @ 103%; January 1, 1984 through July 1, 1986 @ 102½%; January 1, 1987 through July 1, 1989 @ 102%; January 1, 1990 through July 1, 1992 @ 101½%; January 1, 1993 through July 1, 1998 @ 101%.	4,300,000			4,300,000
(16) Revenue Bonds Series 1965 (For construction of married student housing of 100 units, Elliott Village, Phase II). Dated November 1, 1965, final maturity date 2005. Interest 1/1 and 7/1; all bonds @ 3%. Bonds maturing July 1, 1968 through July 1975 are non-callable. Bonds maturing July 1, 1976 through July 1, 2005 are callable in inverse numerical order January 1, 1976 through July 1, 1980 @ 103%; January 1, 1981 through July 1, 1985 @ 102½%; January 1, 1986 through July 1, 1990 @ 102%; January 1, 1991 through July 1, 1995 @ 101½%; January 1, 1996 through July 1, 2000 @ 101%. After July 1, 2000 @ 100%.	1,050,000		37,000	1,013,000
(17) Revenue Bonds Series 1966 (For construction of Aber Hall, a residence hall for approximately 402 single students). Dated January 1, 1966; final maturity date 2006. Interest 1/1 and 7/1; all bonds @ 3%. Bonds maturing July 1, 1969 through July 1, 1976 are non-callable. Bonds maturing July 1, 1977 through July 1, 2006 are callable in inverse numerical order January 1, 1977 through July 1, 1981 @ 103%. January 1982 through July 1, 1986 @ 102½%; January 1987 through July 1, 1991 @ 102%; January 1992 through July 1, 1996 @ 101½%; January 1997 through July 1, 2001 @ 101%; after July 1, 2001 @ 100%.	2,040,000			2,040,000
<b>TOTAL</b>	<b>\$19,290,000</b>	<b>\$3,090,000</b>	<b>\$377,000</b>	<b>\$22,003,000</b>



## UNIVERSITY OF MONTANA FOUNDATION

## ASSETS AND FUND BALANCES

June 30, 1968

with comparative figures for 1967

## ASSETS

	1968	1967
Current funds:		
General:		
Cash	\$ 160.94	\$ 2,266.03
Receivable, faculty travel advances	12,049.90	6,461.84
Investments	9,849.25	8,955.50
Total General	\$ 22,060.09	\$ 17,683.37
Restricted:		
Cash	\$ 648,973.81	\$ 291,127.32
Investments	89,434.07	108,923.83
Receivables	817,850.34*	
Buildings and Land	204,236.41	
Total Restricted	\$1,760,494.63	\$ 400,051.15
Total Current Funds	\$1,782,554.72	\$ 417,734.52
Endowment Funds:		
Cash	\$ 4,211.41	\$ 122.17
Investments	488,016.11	361,614.99
Note Receivable, 6% mortgage contract	11,408.25	11,520.05
Total Endowment Funds	\$ 503,635.77	\$ 373,257.21
Loan Funds:		
Cash	\$ 8,501.72	\$ 6,832.92
Notes Receivable—Students	8,053.87	7,155.94
Total Loan Funds	\$ 16,555.59	\$ 13,988.86
Agency Fund—Cash		\$ 1,535.33
Total Assets	\$2,302,746.08	\$ 806,515.92

\*Prior to 1968 these Receivables were netted against Research & Federal in Fund Balances Section of Balance Sheet

## FUND BALANCES

	1968	1967
Current Funds:		
General Fund Balance	\$ 22,060.09	\$ 17,683.37
Restricted:		
Fund Balances		
Unappropriated Indirect Program Costs	\$ 113,534.20	\$ 96,926.61
Giving Programs	91,376.27	71,735.76
Academic Development	150,000.60	122,326.06
Memorial Award	9,346.99	9,704.48
Scholarship Award	67,564.20	67,872.19
Research, State and Private	273,167.32	87,893.55
Research, Federal (deficit)	1,055,505.05	( 56,407.50)
Total Restricted	\$1,760,494.63	\$ 400,051.15
Total Current Funds	\$1,782,554.72	\$ 417,734.52
Endowment Funds:		
Principal of Funds:		
Endowment Funds	\$ 482,648.27	\$ 355,419.71
Fund Subject to Living Trust Agreement	20,987.50	17,837.50
Total Endowment Funds	\$ 503,635.77	\$ 373,257.21
Loan Fund Principal	\$ 16,555.59	\$ 13,988.86
Agency Fund Balance—Alumni Association	\$	\$ 1,535.33
Total Fund Balance	\$2,302,746.08	\$ 806,515.92



## UNIVERSITY OF MONTANA FOUNDATION

## FUND RECEIPTS AND FUND DISBURSEMENTS

Year Ended June 30, 1968

## Current Funds:

## General Unrestricted

Beginning Balance	\$	\$ 17,683.37	\$
Receipts:			
Endowment Income	6,274.27		
Indirect Cost Income	57,550.00		
Research Grants	2,144.00		
Other Income	7,341.49		
Transfers	12,639.20	85,948.96	
Disbursements:			
Salary, Wages & Related Payroll Items	53,043.80		
Operating Supplies & Expenses	20,918.62		
Travel	4,088.53		
Entertainment & Social	2,048.38		
Transfers	1,472.91	81,572.24	
Ending Balance			22,060.09

## Giving Program, Restricted

Beginning Balance		71,735.76	
Receipts:			
Endowment Income	196,346.38		
Gifts	52,362.50		
Century Club	10,240.00		
Other Income	7,019.32		
Transfers	5,296.05	271,264.25	
Disbursements:			
Salaries, Wages & Related Payroll Items	12,091.96		
Operating Supplies & Expenses	25,110.96		
Travel Expenses	3,989.33		
Other Expenses	5,386.55		
Transfers	205,044.94	251,623.74	
Ending Balance			91,376.27

## Academic Development, Restricted

Beginning Balance		122,326.06	
Receipts:			
Indirect Cost Income	47,707.00		
Research Grants	29,011.50		
Endowment Income	11,554.24		
Other Income	29,868.78		
Transfers	39,242.32	157,383.84	
Disbursements:			
Salary, Wages & Related Payroll Items	36,519.22		
Travel Expense	21,944.89		
Operating Supplies & Expenses	16,857.69		
Capital & Other Expenses	25,721.75		
Transfers	28,665.75	129,709.30	
Ending Balance			150,000.60

## Memorial Funds, Restricted

Beginning Balance		9,704.48	
Receipts:			
Endowment Income	3,047.50		
Earnings on Investment	1,671.43	4,718.93	
Disbursements:			
Operating Supplies & Expenses	1,946.91		
Scholarships & Prizes	395.57		
Transfers	2,733.94	5,076.42	
Ending Balance			9,346.99

## Scholarship Funds, Restricted

Beginning Balance		67,872.19	
Receipts:			
Endowment Income	18,595.55		
Earnings on Investment	8,438.13		
Other Income	1,950.00		
Transfers	9,574.22	38,557.90	
Disbursements:			
Scholarships & Prizes	30,454.12		
Registration, Fees & Tuition	5,909.00		
Donations/Contributions	107.12		
Transfers	2,395.65	38,865.89	
Ending Balance			67,564.20



## UNIVERSITY OF MONTANA FOUNDATION

## FUND RECEIPTS AND FUND DISBURSEMENTS

Year Ended June 30, 1968

## Current Funds: (Continued)

## Research—State &amp; Private, Restricted

Beginning Balance	\$	\$ 98,863.76	\$
Receipts:			
Research Grants	508,750.66		
Deer Lodge Research Unit, Buildings & Land	159,873.91		
Endowment Income	50,280.00		
Other Income	41,626.75		
Transfers	23,003.61	783,534.93	
Disbursements:			
Salary, Wages & Related Payroll Items	293,074.97		
Buildings & Equipment	172,105.58		
Operating Supplies & Expenses	87,158.57		
Travel Expense	39,969.62		
Transfers	16,922.63	609,231.37	
Ending Balance			273,167.32

## Research—Federal, Restricted

Beginning Balance		341,739.68	
Receipts:			
Research Grants	3,121,805.39		
Other Income	5,023.31		
Transfers	26,280.97	3,153,109.67	
Disbursements:			
Salary, Wages & Related Payroll Items	1,073,190.88		
Operating Supplies & Expenses	268,976.51		
Buildings & Equipment	131,634.23		
Indirect Cost	138,469.49		
Transfers	827,073.19	2,439,344.30	
Ending Balance			1,055,505.05

## Miscellaneous Funds, Restricted

Beginning Balance		96,926.61	
Receipts:			
Indirect Cost Income	59,762.59		
Earnings on Investment	21,993.77		
Other Income	1,806.39		
Transfers	10,951.30	94,514.05	
Disbursements:			
Salary, Wages & Related Payroll Items	3,017.98		
Transfers	74,888.48	77,906.46	
Ending Balance			113,534.20

## Loan Funds

Beginning Balance		13,988.86	
Receipts:			
Gifts & Interest	2,366.73		
Transfers	200.00	2,566.73	
Ending Balance			16,555.59

## Endowment Funds

Beginning Balance		355,417.71	
Receipts:			
Endowment Income	3,111.13		
Investment Earnings	6,707.48		
Transfers	117,921.58	127,740.19	
Disbursements:			
Miscellaneous Expenses	511.63	511.63	
Ending Balance			482,648.27

## Endowment Fund Trust Agreement

Beginning Balance		17,837.50	
Gifts		3,150.00	
Ending Balance			20,987.50
Total Funds Balance			<u>\$2,302,746.08</u>



## ASSOCIATED STUDENTS' STORE

## BALANCE SHEET

June 30, 1968

## ASSETS

## Current Assets:

Office Cash .....	\$	\$ 6,702.39	\$
Cash Deposited with University of Montana .....		24,296.68	
Accounts Receivable—Trade .....		15,120.43	
Due from Suppliers .....		20,026.02	
Investments .....		30,000.00	
Inventory:			
Merchandise on Hand .....	187,614.62		
Less—Allowance for Obsolescence .....	563.60		
Add—Merchandise in Transit .....	5,143.24	192,194.26	
Prepaid Insurance .....		729.08	
TOTAL CURRENT ASSETS .....			\$289,068.86

## Fixed Assets:

Deferred Cost—New Store Planning .....	\$	\$ 931.69	\$
Furniture, Fixtures and Equipment .....	48,779.72		
Less: Accumulated Depreciation .....	15,461.50	33,318.22	34,249.91
TOTAL ASSETS .....			<u>\$323,318.77</u>

## LIABILITIES AND NET WORTH

## Current Liabilities:

Accounts Payable .....	\$	\$ 9,733.58	\$
Accrued Wages .....		5,091.07	
Accrued Taxes .....		224.01	
TOTAL CURRENT LIABILITIES .....			15,048.66

## Retained Earnings:

Balance July 1, 1967 .....	\$	\$276,385.17	\$
Net Profit From Operations .....		31,884.94	308,270.11
TOTAL LIABILITIES AND NET WORTH .....			<u>\$323,318.77</u>



**ASSOCIATED STUDENTS' STORE**  
**STATEMENT OF INCOME AND EXPENDITURES**

For the Year Ended June 30, 1968

Sales .....	\$714,930.39	\$	\$
Less: Sales Returns & Allowances .....	31,027.23	683,903.16	
Cost of Sales:			
Inventory June 30, 1967 .....	\$191,061.24		
Purchases .....	541,269.14	732,330.38	
Inventory June 30, 1968 .....	187,614.62	544,715.76	
Gross Profit on Sales .....			139,187.40
Operating Expenses:			
Selling Expenses:			
Salaries and Wages .....	49,809.37		
Advertising .....	493.60		
Licenses .....	42.00	50,344.97	
Administrative & General			
Salaries and Wages .....	39,413.44		
Employee Benefits .....	3,471.77		
Cash Short .....	96.69		
Repairs & Maintenance .....	631.28		
Travel .....	235.15		
Postage .....	475.60		
Telephone .....	1,140.52		
Office Supplies .....	1,835.49		
Trash Disposal .....	135.00		
Rent—Building and Warehouse .....	6,703.44		
Bookkeeping .....	1,200.00		
Audit Expense .....	1,385.00		
Depreciation .....	1,514.17		
Bad Debts .....	89.44		
Insurance .....	1,213.15		
Other Expenditures .....	100.00	59,640.14	109,985.11
Net Income From Operation .....			\$ 29,202.29
Other Income:			
Interest Income .....	1,087.50		
Gain on Sale of Equipment .....	707.66		
Correction of Prior Year Income .....	903.04		
Other Income .....	44.45	2,742.65	
Other Expenditures:			
Donations .....		60.00	2,682.65
Net Income .....			\$ 31,884.94

**STUDENT STORE SPECIAL RESERVE FUND**

**BALANCE SHEET**

June 30, 1968

**ASSETS**

Current Assets:	
Cash .....	\$ 415.00
Investments .....	28,828.69
TOTAL ASSETS .....	\$29,243.69

**LIABILITIES AND RESERVES**

Net Worth July 1, 1967 .....	\$27,988.24
Add—Income on Investments .....	1,255.45
TOTAL LIABILITIES AND RESERVES .....	\$29,243.69



## SPECIAL REPORTS

## The Stella Duncan Memorial Fund

A trust fund established under the provisions of the will of Stella Duncan Johnstone, a graduate with the Class of 1907, who died November 26, 1948, a resident of the State of Connecticut. The fund, according to the terms of the will, is for "The research and study of bronchial asthma, with a view to the discovery of its cause, furthering its treatment and cure." The fund is administered by trustees, residents of the State of Montana, appointed by the Court of Probate, Stamford, Connecticut. Grants from the fund are made on the recommendation of the President and faculty of the University. Trustees: John J. Burke, Chairman of Board, Metals Bank & Trust Co., Butte, Chairman; Hon. William J. Jameson, Judge, U. S. District Court, Billings, Vice Chairman; Newell Gough, Jr. of the law firm Weir, Gough, Booth & Burke, Helena, Montana; Mr. Robert T. Pantzer, President, University of Montana and Dr. Earl Lory, Acting Academic Vice President, University of Montana.

- On October 25, 1957, the trustees of The Stella Duncan Memorial Fund of the University of Montana, entered into a separate agreement with the First Trust Company of Montana at Helena, Montana, whereby they appointed said Corporation to act as Agent for the trustees in the handling of all securities, cash receipts and disbursements, sales of securities, investments or re-investments of the Stella Duncan Memorial Fund. This Agency agreement was duly approved by the Court of Probate at Stamford, Connecticut, on May 1, 1958. All financial transactions of the trustees are accordingly handled by First Trust Company of Montana at Helena, Montana, who submit quarterly reports to the trustees for their approval. The following statement is taken from the bank's report.

## FINANCIAL REPORT OF TRUSTEES

For Period July 1, 1967 - June 30, 1968

	Previous Year	Current Year
Trust Assets July 1, 1967		
Allocable to Principal .....	\$178,717.64	\$182,445.47
Allocable to Income .....	2,143.10	1,931.32
	\$180,860.74	\$184,376.79
Gain or Loss from Sale of Securities .....	54.00	71.29
Receipts		
Dividends and Interest Received .....	11,048.02	11,827.34
Total to be Accounted For .....	\$191,962.76	\$196,275.42
Disbursements		
Expense of Administration .....	\$ 1,085.97	\$ 909.53
Grants .....	6,500.00	9,500.00
Loss on Sale of Stock .....		1,197.48
Total Disbursements .....	7,585.97	11,607.01
Trust Assets June 30, 1968*		
Securities (book values)		
Allocable to Principal .....	\$182,445.47	\$181,577.45
Cash—Allocable to Income .....	1,931.32	3,090.96
Total Accounted For .....	\$191,962.76	\$196,275.42

\*Market value 6/30/68 was \$325,214.86.

## Summary of Dividend Income (Earnings) and Expenses for Administration and Grants for Beneficiaries 1951-1968

	Dividend Income	Expenses of Administration	Grants
July 23, 1951 - June 30, 1952 .....	\$ 6,272.75	\$ 596.93	\$
July 1, 1952 - June 30, 1953 .....	8,250.82	554.17	4,000.00
July 1, 1953 - June 30, 1954 .....	8,725.99	359.95	7,220.00
July 1, 1954 - June 30, 1955 .....	10,001.26	408.07	3,755.00
July 1, 1955 - June 30, 1956 .....	10,259.94	330.95	380.98
July 1, 1956 - June 30, 1957 .....	12,582.08	427.96	1,100.00
July 1, 1957 - June 30, 1958 .....	12,984.97	1,333.35	37,150.00
July 1, 1958 - June 30, 1959 .....	12,104.95	782.79	32,000.00
July 1, 1959 - June 30, 1960 .....	11,095.84	956.65	26,500.00
July 1, 1960 - June 30, 1961 .....	8,928.60	845.50	17,375.00
July 1, 1961 - June 30, 1962 .....	6,883.68	815.50	None
July 1, 1962 - June 30, 1963 .....	7,253.62	998.33	None
July 1, 1963 - June 30, 1964 .....	9,523.72	878.72	6,500.00
July 1, 1964 - June 30, 1965 .....	10,957.85	1,029.34	6,500.00
July 1, 1965 - June 30, 1966 .....	11,705.08	1,055.05	6,500.00
July 1, 1966 - June 30, 1967 .....	11,048.02	1,085.97	6,500.00
July 1, 1967 - June 30, 1968 .....	11,827.34	5,107.01	6,500.00
	\$170,406.51	\$ 17,566.24	\$161,980.98

Cash on Hand Balance June 30, 1968—\$3,090.96



## SPECIAL REPORTS

## FEE EXEMPTIONS, SCHOLARSHIPS AND WAIVERS

	Maximum Number for Any Quarter	Regis- tration Fee	General Budget				Other Accounts			
			Incidental Fee	Non Resident Fee	Music Fee	Total General Budget Income	Building Income	Health Service Fee	Student Activity Fee	Grand Total
High School Honor .....	134	\$ 5,970.00	\$ 19,900.00	\$	\$	\$ 25,870.00	\$	\$	\$	\$ 25,870.00
Indian Scholarship .....	13	615.00	2,050.00		20.00	2,685.00				2,685.00
Inmates of Custodial Institutes .....	3	90.00	300.00			390.00				390.00
War Orphans .....	8	315.00	1,050.00			1,365.00				1,365.00
Graduate Assistants .....	172	7,402.50	22,653.50	43,920.00		73,976.00			5,205.00	79,181.00
Research Assistants .....	61	2,047.50	6,625.00	17,116.00		25,788.50			2,055.00	27,843.50
Montana Honorable Discharge .....	64	1,680.00	4,546.00			6,226.00				6,226.00
University Honor .....	160	7,095.00	23,625.00			30,720.00				30,720.00
Athletic Grant-In-Aid .....	144	4,710.00	15,700.00	21,420.00		41,830.00				41,830.00
Non-Resident .....	66			32,340.00		32,340.00				32,340.00
Grant-In-Aid .....	69	3,427.50	11,425.00			14,852.50				14,852.50
Graduate Students .....	216								14,535.00	14,535.00
Music Scholarships .....	6				417.00	417.00				417.00
Faculty & Wives .....	36		2,230.50	4,332.00		6,562.50	461.25	720.75	135.00	7,879.50
Off-Campus .....	9							180.00		180.00
Institutes .....	251	3,765.00	12,550.00			16,315.00				16,315.00
Catholic Nuns .....	7							23.50		23.50
TOTALS .....	1,419	\$37,117.50	\$122,655.00	\$119,128.00	\$ 437.00	\$279,337.50	\$461.25	\$ 924.25	\$21,930.00	\$302,653.00

## Maximum Number Participating

	Registration Fee	Incidental Fee	Non-Resident Fee	Music Fee	Total Less Duplications	Building Fee	Health Service Fee	Student Activity Fee	Grand Total Less Duplications
Summer 1967 .....	344	360		3	363		25		388
Regular Year 1967-68 .....	796	832	487	7	1,326	36	43	485	1,890

## STORES ACCOUNT—SUMMARY OF OPERATIONS

	Balance July 1, 1967	Additions and Purchases	Deductions		Balance June 30, 1968
			Supplies Issued to Departments	Collections	
Chemistry .....	\$ 9,003.37	\$ 19,076.14	\$ 16,722.05	\$	\$ 11,357.46
Office Supplies .....					
Postage .....	74.82	767.64	683.45		159.01
Accounts Receivable .....	24,311.77	295,816.89		278,428.13	41,700.53
TOTALS .....	\$ 33,389.96	\$315,660.67	\$ 17,405.50	\$278,428.13	\$ 53,217.00



UNIVERSITY OF MONTANA  
SUPPLEMENT TO THE FINANCIAL REPORT FOR FISCAL YEAR  
1967-1968  
TABLE OF CONTENTS

	Page
I. CURRENT FUND INCOME . . . . .	3-4
II. CURRENT FUND EXPENDITURES	
Comparative Summary of University Budgets and Expenditures . . . . .	5
Statement of Current Expenditures . . . . .	6
Educational and General	
Detail of Salaries and Wages . . . . .	10
Detail of Supplies and Expenses . . . . .	14
Detail of Capital and Improvements . . . . .	18
Auxiliary Enterprises	
Computer Center . . . . .	21
Biological Station . . . . .	22
Married Student Housing . . . . .	23
Food Service and Residence Halls . . . . .	25
Student Health Service . . . . .	27
Prescription Pharmacy . . . . .	29
Printing Department . . . . .	29
Forestry Lubrecht Camp . . . . .	31
Field House . . . . .	31
Golf Course . . . . .	33
Intercollegiate Athletics . . . . .	36
Student Union Fee Fund . . . . .	37
University Theater . . . . .	38
Student Union Facilities . . . . .	39
Student I. D. Fund . . . . .	40
Swimming Pool . . . . .	41
Vehicle Registration Fee . . . . .	42
Student Aid	
Scholarships and Prizes . . . . .	43
Student Aid Programs . . . . .	46
III. STUDENT LOAN FUNDS . . . . .	47
IV. PLANT FUNDS	
Summary of Changes in Plant Funds . . . . .	53
Interest & Income Funds and Student Building Fee Funds . . . . .	54
Field House Bonds, Series A and B . . . . .	55
Land Grant and Student Fee Bonds . . . . .	55
Revenue Bonds of 1956 . . . . .	56
Swimming Pool Revenue Bonds . . . . .	56
Revenue Bonds of 1957 . . . . .	57
Building Fee Revenue Bonds, Series of 1960 . . . . .	57
Revenue Bonds of 1961 . . . . .	58
Student Building Fee Revenue Bonds of 1963 . . . . .	59
Revenue Bonds of 1963, Series A . . . . .	59
Revenue Bonds of 1963, Series B . . . . .	60
Revenue Bonds of 1964, First Series . . . . .	60
Revenue Bonds of 1964, Second Series . . . . .	61
Revenue Bonds of 1965, 42 D . . . . .	62
Revenue Bonds of 1966, 43 D . . . . .	64
Revenue Bonds of 1966, Second Series, University Center . . . . .	65
University Composite Construction Funds . . . . .	66
Legislative Appropriations, 1965-1967 . . . . .	67
Legislative Appropriations, 1967-1969 . . . . .	68
V. AGENCY FUNDS	
University of Montana Foundation Fund Accounts . . . . .	69
Trust Fund Accounts . . . . .	93
Student Agency Accounts . . . . .	93
VI. SPECIAL REPORTS	
Summary of Investments - By Funds . . . . .	99



## CURRENT INCOME

## Detail Analysis of Earned Income for Educational and General Accounts

	Total	Unrestricted	Restricted
A. <u>Legislative Appropriation</u>			
Millage Fund	\$1,623,326.00	\$1,623,326.00	\$
General Fund	5,135,000.00	5,135,000.00	
Total Appropriation	(6,758,326.00)	(6,758,326.00)	
B. <u>Student Fee Income</u>			
Registration - Regular Academic Year	254,962.10	254,962.10	
Registration - Summer Session	30,114.50	30,114.50	
-	( 285,076.60)	( 285,076.60)	
Incidental - Regular Academic Year	794,826.30	794,826.30	
Incidental - Summer Session	69,945.62	69,945.62	
	( 864,771.92)	( 864,771.92)	
Nonresident	548,623.55	548,623.55	
Transcripts	7,898.60	7,898.60	
Late Registration	5,604.37	5,604.37	
Removal of Incomplete	798.10	798.10	
Late Application for Degree	1,015.85	1,015.85	
Laboratory and Field Trips	10.00	10.00	
Change of Enrollment	7,557.25	7,557.25	
Correspondence Study	( 30.00)	( 30.00)	
Extension Service	34,946.25	34,946.25	
High School Commencement	- - -	- - -	
Music	9,664.00	9,664.00	
Music Practice Room	4,546.50	4,546.50	
Remedial English	7,284.00	7,284.00	
Remedial Mathematics	14,636.00	14,636.00	
Chemistry Breakage	- - -	- - -	
Other Departmental Breakage	- - -	- - -	
Library Fines and Lost Books	2,928.35	2,928.35	
Parking Tickets	5,986.55	5,986.55	
Placement Bureau	2,844.00	2,844.00	
Clearing Account	( 98.40)	( 98.40)	
Total Student Fees	(1,804,063.49)	(1,804,063.49)	
C. <u>Federal Income</u>			
N.D.E.A. Fellowships	62,500.00	62,500.00	
Counseling Center Testing	4,262.00	4,262.00	
Speech and Hearing Clinic	1,345.00	1,345.00	
George Dean Fund - Home Economics	5,000.00	5,000.00	
Veteran's Forms	1,335.00	1,335.00	
Other Income	100.00	100.00	
Matching Funds: Library	27,702.00		27,702.00
Matching Funds: Education	24,137.00		24,137.00
Matching Funds: Geology	400.00		400.00
N.S.F. Support for Library	1,000.00		1,000.00
Library Coop. Agreement	- - -		- - -
Transfer for Book Purchase	3,500.00		3,500.00
Total Federal Income	( 131,281.00)	( 74,542.00)	( 56,739.00)
D. <u>Endowments</u>			
Ryman Library	289.09		289.09
Dixon Law Endowment	4,733.12		4,733.12
Total Endowment Income	( 5,022.21)		( 5,022.21)



## CURRENT INCOME

## Detail Analysis of Earned Income for Educational and General Accounts (Continued)

	<u>Total</u>	<u>Unrestricted</u>	<u>Restricted</u>
E. <u>Sales &amp; Services of Educational Department</u>			
Counseling Center Testing	\$ 1,097.10	\$ 1,097.10	\$
Speech and Hearing Clinic	2,448.00	2,448.00	
Departmental Sales	( 7.75)	( 7.75)	
Rental Income	367.00	367.00	
Cancelled Checks	288.13	288.13	
Telephone Commissions	114.54	114.54	
Transfer of Funds	3,500.00		3,500.00
Grazing Permits	1,345.60		1,345.60
Mining Lease	50.00		50.00
Other Research Sales	1,219.76		1,219.76
Fire Loss Reimbursement	319.50	319.50	
Physical Plant Vending Machine	13.00	13.00	
Reimbursement for Institute Time	1,289.46	1,289.46	
Reimbursement for Mathematics	2,614.02	2,614.02	
Diploma Covers	- - -	- - -	
Total Sales and Services	( 14,658.36)	( 8,543.00)	( 6,115.36)
F. <u>Organized Activities of Educational Departments</u>			
Forestry Fees	17,709.50		17,709.50
C.P.A. Services	4,865.00		4,865.00
Total Organized Activities of Educational Dept.	( 22,574.50)		( 22,574.50)
TOTAL CURRENT INCOME	<u>\$8,735,925.56</u>	<u>\$8,645,474.49</u>	<u>\$ 90,451.07</u>



CURRENT FUND - EXPENDITURES  
Educational & General

COMPARATIVE SUMMARY OF UNIVERSITY BUDGETS AND EXPENDITURES

	1967-68 Expenditures Per Books	Delete 1966-67 Carry-Over Orders	Add 1967-68 Unpaid Orders	1967-68 Adjusted Expenditures	1967-68 Revised Budget
<u>EXPENDITURES BY FUNCTION</u>					
Administration	\$ 230,076.75	\$ 3,202.00 Cr\$	1,595.87 Cr\$	231,682.88	\$ 215,000.00
General Expense	539,032.72	2,988.00 Cr	21,111.45	563,132.17	528,283.00
Instrl. & Deptl. Research	5,680,982.62	80,543.00	68,990.19	5,669,429.81	5,714,707.00
Libraries	613,308.58	27,006.00	43,266.69	629,569.27	620,690.00
Operation & Maintenance of Physical Plant	1,259,443.81	47,580.00	9,845.29	1,221,709.10	1,246,634.00
Total Resident Instructional	\$8,322,844.48	\$ 148,939.00	\$ 141,617.75	\$8,315,523.23	\$8,325,314.00
Organized Activities	20,276.59	1,378.00	285.36	19,183.95	21,715.00
Organized Research	226,115.05	4,309.00	5,631.20	227,437.25	230,033.00
Extension & Public Service	59,164.22	41.00	24.00	59,147.22	65,689.00
Total Educational & General Expense	\$8,628,400.34	\$ 154,667.00	\$ 147,558.31	\$8,621,291.65	\$8,642,751.00

EXPENDITURES BY OBJECT

<u>Personal Services</u>					
<u>Academic</u>					
(10 Month Contracts)	\$4,060,915.99	\$	\$	\$4,060,915.99	\$3,720,015.00
(12 Month Contracts)	130,850.00			130,850.00	130,850.00
<u>Administrative and</u>					
Graduate Assts.	805,182.83			805,182.83	1,121,861.00
Non-Academic Personnel	1,573,926.41	950.00 Cr	3,784.15	1,578,660.56	1,617,159.00
Employee Benefits	468,896.05			468,896.05	472,200.00
Total Personal Services	\$7,039,771.28	\$ 950.00 Cr\$	3,784.15	\$7,044,505.43	\$7,062,085.00
Operating Supplies & Expense	980,221.33	18,394.00	4,008.82	965,836.15	915,920.00
Equipment	520,377.75	112,425.00	124,630.34	532,583.09	552,625.00
Capital Improvements	88,029.98	24,798.00	15,135.00	78,366.98	112,121.00
Total Educational & General Expense	\$8,628,400.34	\$ 154,667.00	\$ 147,558.31	\$8,621,291.65	\$8,642,751.00

F. T. E. PERSONNEL

<u>Academic and Professional</u>	
<u>Regular Academic Rank</u>	
(10 Month Contract)	344.10
(12 Month Contract)	9.40
<u>Other Professional and</u>	
Graduate Assts.	108.70
Non-Academic Personnel	370.30
Total Personnel F. T. E.	832.50



FISCAL REPORT 1967-68 - SUPPLEMENTAL

STATEMENT OF CURRENT EXPENDITURES

I. EDUCATIONAL AND GENERAL

## ADMINISTRATIVE &amp; GENERAL EXPENSE

	Grand Total	Salaries and Wages	Supplies and Expenses	Capital
Administrative				
President's Office	\$ 91,418.68	\$ 81,303.30	\$ 9,280.38	\$ 835.00
75th Anniversary	5,605.33	1,251.77	4,353.56	- - -
Business Office	118,490.04	103,477.66	14,266.52	745.86
Employee Benefits	14,562.70	14,562.70		
Total	\$230,076.75	\$200,595.43	\$ 27,900.46	\$ 1,580.86
<i>TOTAL 1968-69 . . . . .</i>	<i>290,431.04</i>	<i>256,788.42</i>	<i>30,443.00</i>	<i>3,199.62</i>
General Expense				
Counseling Center	\$ 39,403.29	\$ 37,879.88	\$ 1,523.41	\$ - - -
Registrar's Office	107,332.66	83,261.69	23,646.97	424.00
Student Personnel Services	60,933.74	57,196.07	3,737.67	- - -
Financial Aids	14,402.93	9,647.56	4,304.03	451.34
Alumni Office	39,414.87	29,620.26	9,794.61	- - -
Catalog	16,057.85	- - -	16,057.85	- - -
Typewriter Pool	6,243.71	- - -	1,335.61	4,908.10
Consulting Services	6,100.00	5,200.00	900.00	- - -
Faculty Senate	763.39	18.00	745.39	- - -
General Insurance	5,030.64	- - -	5,030.64	- - -
Commencement	3,517.39	550.80	2,966.59	- - -
Data Processing Services	137,538.89	70,451.62	62,827.27	4,260.00
Institutional Membership Fees	3,625.00	- - -	3,625.00	- - -
Accreditation Visits	6,528.10	137.38	6,390.72	- - -
Information Services	75,332.38	50,555.47	24,623.53	153.38
Public Exercises	2,055.91	1,344.00	711.91	- - -
Printing Services	22,974.22 Cr	23,327.52 Cr	353.30	- - -
Administrative Travel	16,510.02	- - -	16,510.02	- - -
Employee Benefits:				
Teachers' Retirement	179,628.08	179,628.08	- - -	- - -
P. E. R. S.	62,104.24	62,104.24	- - -	- - -
Social Security	205,889.99	205,889.99	- - -	- - -
Industrial Accident	21,273.74	21,273.74	- - -	- - -
Less Transferred to Other Programs	(447,679.88)	(447,679.88)	- - -	- - -
Total	\$539,032.72	\$343,751.38	\$185,084.52	\$ 10,196.82
<i>TOTAL - 1968-69 . . . . .</i>	<i>690,516.73</i>	<i>453,659.81</i>	<i>214,307.16</i>	<i>17,549.76</i>

INSTRUCTIONAL AND  
DEPARTMENTAL RESEARCH

College of Arts and Sciences	<i>1968-69</i>			
Dean of the College	\$ 61,473.18	\$ 38,116.34	\$ 23,107.34	\$ 249.50
Botany	170,384.05	153,823.75	11,505.36	5,054.94
Biological Science	3,635.54	77.10	2,278.94	1,279.50
Biological Station	29,227.96	25,278.75	3,799.66	149.55
Chemistry	219,097.85	178,032.03	19,879.37	21,186.45
Computer Science	13,155.48	13,155.48	- - -	- - -
Economics	121,376.63	118,455.30	2,052.33	869.00
English	300,649.50	298,086.27	2,563.23	- - -
Foreign Languages	259,224.68	256,466.00	1,969.68	789.00
Geography	47,514.80	44,648.08	1,352.83	1,513.89
Geology	185,296.09	156,354.06	15,816.81	13,125.22
Health and P. E. - General	<i>197,399</i> 192,640.08	182,761.93	6,886.61	2,991.54
Health and P. E. - Athletics	127,174.71	113,062.44	9,301.72	4,810.55
History	209,160.98	205,712.54	3,448.44	- - -
Home Economics	76,950.23	72,625.12	4,043.36	281.75
Mathematics	200,062.13	196,732.31	2,967.74	362.08
Microbiology	<i>117,172</i> 105,376.15	85,503.49	6,794.99	13,077.67
Military Science - Air	1,067.00	416.73	650.27	- - -
Military Science - Army	668.03	413.44	254.59	- - -
Museum	893.87	886.99	6.88	- - -
	<i>314,571</i>			



## STATEMENT OF CURRENT EXPENDITURES

## I. EDUCATIONAL AND GENERAL (Continued)

	Grand Total	Salaries and Wages	Supplies and Expenses	Capital
Instructional and Departmental Research (Continued)				
College of Arts & Sciences (Continued)				
Philosophy	\$113,120.48	\$111,455.38	\$ 1,265.10	\$ 400.00
Physics	97,439.19	80,464.99	6,221.03	10,753.17
Political Science	84,638.13	83,192.72	1,445.41	- - -
Psychology	260,886.19	224,694.37	17,795.80	18,396.02
Sociology and Anthropology	209,720.17	203,723.61	4,957.31	1,039.25
Speech	78,897.08	75,104.74	3,383.59	408.75
Speech Pathology	71,042.29	64,164.62	4,909.42	1,968.25
Wildlife Research Unit	8,477.97	5,419.70	3,058.27	- - -
Zoology	208,023.14	182,679.00	19,589.86	5,754.28
Total College of Arts & Science	(3,457,273.58)	(3,171,507.28)	(181,305.94)	(104,460.36)
TOTAL - 1968-69 . . . . .	3,742,532.62	3,396,072.40	207,101.51	139,359.71
Professional Schools				
Business Administration, School of	312,437.46	287,750.64	15,605.97	9,080.85
Education, School of	346,796.49	326,194.60	20,191.45	410.44
Teacher Placement	19,845.81	15,944.00	3,901.81	- - -
Fine Arts, School of				
Dean	33,983.91	27,769.46	6,039.43	175.02
Art	113,100.36	104,384.94	8,408.36	307.06
Drama	68,407.65	60,787.79	3,895.62	3,724.24
Music	276,586.66	249,330.27	17,458.66	9,797.73
Forestry, School of	197,069.36	171,373.13	13,474.57	12,221.66
Wildlife Extension	3,069.50	451.56	2,617.94	- - -
Journalism, School of	105,555.63	94,624.35	7,642.05	3,289.23
Radio-Television	23,529.80	17,871.40	5,178.77	479.63
Law, School of	185,073.19	178,213.23	6,877.71	17.75 Cr
Dixon Trust	3,500.00	3,500.00	- - -	- - -
Pharmacy, School of	130,357.49	111,266.29	7,992.15	11,099.05
Total Professional Schools	(1,819,313.31)	(1,649,461.66)	(119,284.49)	( 50,567.16)
Graduate School	24,132.79	15,714.02	8,418.77	- - -
Graduate School Research	5,256.89	293.16	4,784.23	179.50
Summer Session Administration	17,290.10	8,231.24	8,768.11	290.75
Candidate Travel	16,700.64	- - -	16,700.64	- - -
Employee Benefits	341,015.31	341,015.31	- - -	- - -
	(404,395.73)	(365,253.73)	( 38,671.75)	( 470.25)
Total	\$5,680,982.62	\$5,186,222.67	\$339,262.18	\$155,497.77
TOTAL 1968-69 . . . . .	6,671,935.60	6,003,566.50	444,524.13	223,844.97
ORGANIZED ACTIVITIES RELATING TO EDUCATIONAL DEPARTMENTS				
Forestry Special Fees	\$ 15,664.27	\$ 2,105.41	\$ 12,958.86	\$ 600.00
C.P.A. Fund	4,218.81	510.00	3,708.81	- - -
Employee Benefits	393.51	393.51	- - -	- - -
Total	\$ 20,276.59	\$ 3,008.92	\$ 16,667.67	\$ 600.00
TOTAL 1968-69 . . . . .	32,210.27	14,214.45	16,490.82	1505.00
ORGANIZED RESEARCH				
Bureau of Business & Econ Research	\$ 66,593.35	\$ 56,545.41	\$ 8,760.45	\$ 1,287.49
Bureau of Government	4,690.80	3,692.78	998.02	- - -
Forestry Research	140,609.87	115,905.92	18,592.53	6,111.42
Research Timber Sales	2,783.41	- - -	1,293.41	1,490.00
Employee Benefits	11,437.62	11,437.62	- - -	- - -
Total	\$226,115.05	\$187,581.73	\$ 29,644.41	\$ 8,888.91
TOTAL 1968-69 . . . . .	272,745.01	224,603.03	38,125.38	10,016.60



FISCAL REPORT 1967-68 - SUPPLEMENTAL

STATEMENT OF CURRENT EXPENDITURES

## I EDUCATIONAL AND GENERAL (Continued)

	Grand Total	Salaries and Wages	Supplies and Expenses	Capital
EXTENSION AND PUBLIC SERVICE				
Statewide Services	\$ 11,315.84	\$ 10,327.59	\$ 988.25	\$ - - -
Extension and Correspondence	42,733.15	37,886.84	4,846.31	- - -
Employee Benefits	5,115.23	5,115.23	- - -	- - -
Total	\$ 59,164.22	\$ 53,329.66	\$ 5,834.56	\$ - - -
TOTAL 1968-69 . . . . .	63,188.01	54,939.38	8,248.63	
LIBRARIES				
Library - General	\$ 452,224.82	\$ 255,953.19	\$ 12,661.87	\$ 183,609.76
Library - Ryman	400.37	- - -	- - -	400.37
Library - Audiovisual Services	87,879.50	37,800.22	6,953.62	43,125.66
Library - Law	31,069.71	10,913.28	469.24	19,687.19
Library - Dixon	127.20	- - -	- - -	127.20
Library - Forest Experiment Station	6,077.94	4,744.29	520.10	813.55
Library - Special Book Fund	11,525.82	- - -	- - -	11,525.82
Employee Benefits	24,003.22	24,003.22	- - -	- - -
Total	\$ 613,308.58	\$ 333,414.20	\$ 20,604.83	\$ 259,289.55
TOTAL 1968-69 . . . . .	684,350.90	374,261.75	25924.70	284,164.45
OPERATION AND MAINTENANCE OF PHYSICAL PLANT				
Administration and Supervision	\$ 63,032.87	\$ 55,621.53	\$ 6,607.29	\$ 804.05
General Security	58,629.64	55,796.74	2,129.50	703.40
Maintenance and Service	240,957.94	138,352.52	63,554.32	39,051.10
Special Projects - Minor	25,097.18	- - -	2.19	25,094.99
Biological Station	12,593.14	7,614.77	4,762.97	215.40
Motor Vehicle Pool	35,989.56	13,896.76	13,350.89 Cr	35,443.69
Custodial Services	245,657.71	220,070.62	25,088.59	498.50
Care & Maintenance of Grounds	58,580.95	33,682.44	11,648.45	13,250.06
General Labor	77,485.43	71,093.60	1,741.83	4,650.00
Telephone Service	101,494.99	14,561.23	86,933.76	- - -
Central Mail Service	17,489.82	17,031.07	2,099.25 Cr	2,558.00
Heat, Light, Power & Water	220,979.92	52,993.72	167,184.63	801.57
Special Projects	49,283.06	- - -	- - -	49,283.06
Employee Benefits	51,152.29	51,152.29	- - -	- - -
Transfer to Plant Funds	1,019.31	- - -	1,019.31	- - -
Total	\$1,259,443.81	\$ 731,867.29	\$ 355,222.70	\$ 172,353.82
TOTAL 1968-69 . . . . .	1,345,784.69	784,527.86	410,349.76	150,907.87
Total Education & General Expend.	\$8,628,400.34	\$7,039,771.28	\$ 980,221.33	\$ 608,407.73
TOTAL 1968-69 . . . . .	10,051,162.25	8,166,560.40	1,193,413.58	644,188.27

## II AUXILIARY ENTERPRISES

Computer Center	\$ 60,455.92	\$ 39,613.30	\$ 13,367.49	\$ 7,475.13
Biological Station	2,219.66	- - -	1,179.69	1,039.97
Family Housing	157,708.12	68,385.58	77,335.02	11,987.52
Food Service	1,438,373.52	351,107.28	630,129.57	457,136.67
Residence Halls	671,196.33	252,048.18	184,948.35	234,199.80
Forestry Lubrecht Camp	3,512.93	- - -	3,512.93	- - -
Health Service	192,205.25	113,881.97	53,156.28	25,167.00
Prescription Pharmacy	12,115.05	- - -	12,115.05	- - -
University Print Shop	294,616.83	165,002.87	120,714.95	8,899.01
Field House	56,400.90	11,505.38	44,447.92	447.60
Golf Course	40,658.67	21,134.38	8,468.49	11,055.80
Intercollegiate Athletics	289,623.86	11,776.42	277,644.94	202.50
Student Union Fee Fund	185,274.93	- - -	185,274.93	- - -
University Theater	4,001.60	1,379.30	2,173.71	448.59
Student Union Facilities	76,996.33	55,266.14	21,472.48	257.71
Swimming Pool	26,970.84	16,053.11	7,208.31	3,709.42
Student I. D. Fund	4,647.63	154.12	4,493.51	- - -
Vehicle Registration Fee	27,556.10	- - -	- - -	27,556.10
Total Aux Enterprises Expend	\$3,544,534.47	\$1,107,308.03	\$1,647,643.62	\$ 789,582.82



## STATEMENT OF CURRENT EXPENDITURES

	<u>Grand Total</u>	<u>Salaries and Wages</u>	<u>Supplies and Expenses</u>	<u>Capital</u>
III. STUDENT AID				
Scholarships and Prizes	\$116,985.06	\$ - - -	\$116,985.06	\$ - - -
Student Aid Program	763,981.96	645,001.96	118,980.00	- - -
Total Student Aid Expenditures	\$880,967.02	\$645,001.96	\$235,965.06	\$ - - -
Total Current Expenditures	<u>\$13,053,901.83</u>	<u>\$8,792,081.27</u>	<u>\$2,863,830.01</u>	<u>\$1,397,990.55</u>



SALARIES & WAGES	ACADEMIC AND PROFESSIONAL				NON-ACADEMIC SALARIES			
	Total	Adminis- trative	Academic	Graduate Assists.	Non- Academic	Students & Part Time	Others	Recharges
(1) General Administrative								
President's Office	\$ 81,303.30	\$ 59,179.92	\$ - - -	\$ - - -	\$ 19,590.16	\$ 2,533.22	\$ - - -	\$ - - -
75th Anniversary	1,251.77	- - -	500.00	- - -	751.77	- - -	- - -	- - -
Business Office	103,477.66	16,699.92	- - -	- - -	122,697.98	8,391.24	462.52	44,774.00 Cr
Total General Administrative	\$186,032.73	\$ 75,879.84	\$ 500.00	\$ - - -	\$143,039.91	\$ 10,924.46	\$ 462.52	\$ 44,774.00 Cr
(2) General Expense								
A. Student Services:								
Counseling Center	\$ 37,879.88	\$ 10,400.00	\$ - - -	\$ 2,399.94	\$ 24,275.00	\$ 804.94	\$ - - -	\$ - - -
Financial Aids	9,647.56	- - -	- - -	- - -	7,892.69	1,754.87	- - -	- - -
Registrar's Office	83,261.69	29,374.92	- - -	- - -	37,244.12	16,594.34	48.31	- - -
Student Personnel	57,196.07	34,275.00	- - -	- - -	22,215.32	618.11	87.64	- - -
Total Student Services	(187,985.20)	( 74,049.92)	( - - - )	( 2,399.94)	( 91,627.13)	( 19,772.26)	( 135.95)	( - - - )
B. General Institutional Expense								
Alumni Office	29,620.26	7,249.92	- - -	- - -	20,950.92	1,419.42	- - -	- - -
Catalog	- - -	- - -	- - -	- - -	- - -	- - -	- - -	- - -
Typewriter Pool	- - -	- - -	- - -	- - -	- - -	- - -	- - -	- - -
Consulting Services	5,200.00	- - -	5,200.00	- - -	- - -	- - -	- - -	- - -
Faculty Senate	18.00	- - -	- - -	- - -	- - -	18.00	- - -	- - -
General Insurance	- - -	- - -	- - -	- - -	- - -	- - -	- - -	- - -
Commencement	550.80	- - -	- - -	- - -	- - -	550.80	- - -	- - -
Data Processing Service	70,451.62	- - -	- - -	- - -	69,383.08	238.84	329.70	- - -
Institutional Membership								
Fees	- - -	- - -	- - -	- - -	- - -	- - -	- - -	- - -
Accreditation Visits	137.38	- - -	- - -	- - -	- - -	137.38	- - -	- - -
Information Services	50,555.47	- - -	- - -	- - -	46,560.51	3,986.72	8.24	- - -
Public Exercises	1,344.00	1,144.00	200.00	- - -	- - -	- - -	- - -	- - -
Printing Services	23,327.52 Cr	- - -	- - -	- - -	- - -	107,663.08	6,091.40	137,082.00 Cr
Administrative Travel	- - -	- - -	- - -	- - -	- - -	- - -	- - -	- - -
Employee Benefits:								
Teachers' Retirement	179,628.08	- - -	- - -	- - -	- - -	- - -	179,628.08	- - -
P. E. R. S.	62,104.24	- - -	- - -	- - -	- - -	- - -	62,104.24	- - -
Social Security	205,889.99	- - -	- - -	- - -	- - -	- - -	205,889.99	- - -
Industrial Accident	21,273.74	- - -	- - -	- - -	- - -	- - -	21,273.74	- - -
Total Gen. Institutional Expense	(603,446.06)	( 8,393.92)	( 5,400.00)	( - - - )	(137,394.51)	(114,014.24)	(475,325.39)	(137,082.00 Cr)
Total General Expense	\$791,431.26	\$ 82,443.84	\$ 5,400.00	\$ 2,399.94	\$229,021.64	\$133,786.50	\$475,461.34	\$137,082.00 Cr
(3) Instructional & Departmental Research								
College of Arts & Science								
Dean of the College	\$ 38,116.34	\$ 26,949.96	\$ - - -	\$ - - -	\$ 9,522.11	\$ 1,644.27	\$ - - -	\$ - - -
Botany	153,823.75	- - -	110,810.44	22,399.56	17,985.42	2,628.33	- - -	- - -
Biological Science	77.10	- - -	- - -	- - -	- - -	77.10	- - -	- - -
Biological Station	25,278.75	6,624.96	15,500.00	- - -	2,658.64	495.15	- - -	- - -
Chemistry	178,032.03	6,094.30	127,553.00	21,332.82	21,373.90	1,668.21	9.80	- - -
Computer Science	13,155.48	- - -	8,800.00	4,355.48	- - -	- - -	- - -	- - -



SALARIES & WAGES (Continued)	ACADEMIC AND PROFESSIONAL				NON-ACADEMIC SALARIES			
	Total	Adminis- trative	Academic	Graduate Assists.	Non- Academic	Students & Part Time	Others	Recharges
(3) Instructional & Departmental Research (Continued)								
College of Arts & Science (Continued)								
Economics	\$118,455.30	\$ - - -	\$110,625.00	\$ 1,800.00	\$ 5,474.77	\$ 543.93	\$ 11.60	\$ - - -
English	298,086.27	- - -	270,705.77	20,399.76	6,696.05	284.69	- - -	- - -
Foreign Languages	256,466.00	- - -	244,856.98	5,400.00	4,646.42	1,559.44	3.16	- - -
Geography	44,648.08	- - -	42,163.00	- - -	2,485.08	- - -	- - -	- - -
Geology	156,354.06	4,924.92	121,730.87	21,687.19	5,768.63	2,242.45	- - -	- - -
Health & P. E. - General	182,761.93	- - -	156,883.37	13,999.98	8,832.00	3,046.58	- - -	- - -
Health & P. E. - Athletic	113,062.44	13,625.08	78,474.62	- - -	10,056.00	10,906.74	- - -	- - -
History	205,712.54	- - -	170,313.33	27,799.30	3,922.93	3,666.20	10.78	- - -
Home Economics	72,625.12	- - -	69,058.00	- - -	2,584.40	982.72	- - -	- - -
Mathematics	196,732.31	- - -	158,596.50	34,299.29	2,970.62	826.75	39.15	- - -
Microbiology	85,503.49	- - -	60,921.89	9,899.82	11,098.40	3,583.38	- - -	- - -
Military Science - Air	416.73	- - -	- - -	- - -	- - -	416.73	- - -	- - -
Military Science - Army	413.44	- - -	- - -	- - -	- - -	413.44	- - -	- - -
Museum	886.99	- - -	- - -	- - -	- - -	886.99	- - -	- - -
Philosophy	111,455.38	- - -	107,751.00	- - -	3,043.92	660.46	- - -	- - -
Physics	80,464.99	- - -	70,775.00	- - -	8,447.37	1,242.62	- - -	- - -
Political Science	83,192.72	- - -	74,838.00	4,800.00	3,393.80	160.92	- - -	- - -
Psychology	224,694.37	- - -	186,344.27	23,266.16	13,629.73	1,433.36	20.85	- - -
Sociology, Anthropology & Social Welfare	203,723.61	- - -	171,741.63	26,966.10	4,399.92	615.96	- - -	- - -
Speech Communication	75,104.74	- - -	64,138.00	5,400.00	4,205.00	1,361.74	- - -	- - -
Speech Pathology	64,164.62	- - -	56,434.60	3,600.00	3,509.30	620.72	- - -	- - -
Wildlife Research Unit	5,419.70	- - -	- - -	- - -	4,104.00	1,315.70	- - -	- - -
Zoology	182,679.00	- - -	141,807.82	19,599.63	16,095.35	5,139.35	36.85	- - -
Total College of Arts & Science	(3,171,507.28)	( 58,219.22)	(2,620,823.09)	(267,005.09)	(176,903.76)	( 48,423.93)	( 132.19)	( - - - )
Professional Schools								
Business Administration, School of	287,750.64	22,825.66	242,759.95	8,400.00	12,071.18	1,551.98	141.87	- - -
Education, School of	326,194.60	5,493.96	286,576.55	21,855.83	11,396.04	872.22	- - -	- - -
Teacher Placement	15,944.00	7,800.00	- - -	- - -	7,323.96	820.04	- - -	- - -
Fine Arts, School of								
Dean	27,769.46	13,875.00	2,950.00	- - -	10,356.00	588.46	- - -	- - -
Art	104,384.94	- - -	94,316.55	5,799.96	1,668.73	2,599.70	- - -	- - -
Drama	60,787.79	- - -	49,525.00	5,400.00	2,941.50	2,921.29	- - -	- - -
Music	249,330.27	4,624.92	228,239.00	7,200.00	7,702.65	1,563.70	- - -	- - -
Forestry, School of	171,373.13	15,150.00	130,298.51	13,533.08	6,211.08	6,180.46	- - -	- - -
Wildlife Extension	451.56	- - -	- - -	- - -	- - -	451.56	- - -	- - -
Journalism, School of	94,624.35	23,797.17	59,580.00	3,666.66	4,560.00	3,020.52	- - -	- - -
Radio-Television	17,871.40	- - -	4,850.00	- - -	11,499.96	1,521.44	- - -	- - -
Law, School of	178,213.23	24,000.00	134,631.96	4,399.92	14,763.53	410.70	7.12	- - -
Dixon Endowment	3,500.00	- - -	3,500.00	- - -	- - -	- - -	- - -	- - -
Pharmacy, School of	111,266.29	20,324.92	80,874.97	- - -	8,257.15	1,809.25	- - -	- - -
Total Professional Schools	(1,649,461.66)	(137,891.63)	(1,318,102.49)	( 70,255.45)	( 98,751.78)	( 24,311.32)	( 148.99)	( - - - )



	ACADEMIC AND PROFESSIONAL				NON-ACADEMIC SALARIES			
	Total	Adminis- trative	Academic	Graduate Assists.	Non- Academic	Students & Part Time	Others	Recharges
<b>SALARIES &amp; WAGES (Continued)</b>								
(3) Instructional & Departmental Research (Continued)								
Graduate School	\$ 15,714.02	\$ 4,925.04	\$ 230.00	\$ - - -	\$ 6,423.96	\$ 4,135.02	\$ - - -	\$ - - -
Graduate School Research	293.16	- - -	- - -	- - -	- - -	293.16	- - -	- - -
Summer Session	8,231.24	5,700.00	- - -	- - -	1,434.00	1,097.24	- - -	- - -
Candidate Travel	- - -	- - -	- - -	- - -	- - -	- - -	- - -	- - -
Consulting Service	- - -	- - -	- - -	- - -	- - -	- - -	- - -	- - -
Total Instructional & Departmental Research	\$4,845,207.36	\$206,735.89	\$3,939,155.58	\$337,260.54	\$283,513.50	\$ 78,260.67	\$ 281.18	\$ - - -
(4) Organized Activities Relating to Educational Department								
Forestry Special Fees	\$ 2,105.41	\$ - - -	\$ - - -	\$ - - -	\$ - - -	\$ 2,105.41	\$ - - -	\$ - - -
C.P.A. Department	510.00	- - -	- - -	- - -	- - -	510.00	- - -	- - -
Total Organized Activities	\$ 2,615.41	\$ - - -	\$ - - -	\$ - - -	\$ - - -	\$ 2,615.41	\$ - - -	\$ - - -
(5) Organized Research								
Bureau of Business & Economic Research	\$ 56,545.41	\$ 21,800.00	\$ 15,770.00	\$ 3,800.00	\$ 8,909.82	\$ 6,265.59	\$ - - -	\$ - - -
Bureau of Government	3,692.78	- - -	3,500.00	- - -	- - -	192.78	- - -	- - -
Forestry Research	115,905.92	5,049.96	83,332.19	5,622.12	13,607.92	8,293.73	- - -	- - -
Forestry Timber Sales	- - -	- - -	- - -	- - -	- - -	- - -	- - -	- - -
Total Organized Research	\$176,144.11	\$ 26,849.96	\$102,602.19	\$ 9,422.12	\$ 22,517.74	\$ 14,752.10	\$ - - -	\$ - - -
(6) Extension & Public Service								
Statewide Services	\$ 10,327.59	\$ 6,000.00	\$ - - -	\$ - - -	\$ 3,840.55	\$ 487.04	\$ - - -	\$ - - -
Extension	37,886.84	8,000.04	21,905.00	- - -	7,890.00	91.80	- - -	- - -
Total Extension & Public Service	\$ 48,214.43	\$ 14,000.04	\$ 21,905.00	\$ - - -	\$ 11,730.55	\$ 578.84	\$ - - -	\$ - - -
(7) Libraries								
Library - General	\$255,953.19	\$ 18,499.92	\$108,316.59	\$ - - -	\$ 91,791.71	\$ 37,344.97	\$ - - -	\$ - - -
Library - Ryman	- - -	- - -	- - -	- - -	- - -	- - -	- - -	- - -
Library - Audiovisual Service	37,800.22	13,490.82	8,386.67	- - -	11,191.05	4,724.32	7.36	- - -
Library - Law	10,913.28	- - -	5,499.96	- - -	2,954.09	2,459.23	- - -	- - -
Library - Exp. Station	4,744.29	- - -	- - -	- - -	4,140.00	604.29	- - -	- - -
Library - Book Fund	- - -	- - -	- - -	- - -	- - -	- - -	- - -	- - -
Total Libraries	\$309,410.98	\$ 31,990.74	\$122,203.22	\$ - - -	\$110,076.85	\$ 45,132.81	\$ 7.36	\$ - - -



	ACADEMIC AND PROFESSIONAL				NON-ACADEMIC SALARIES			
	<u>Total</u>	<u>Adminis- trative</u>	<u>Academic</u>	<u>Graduate Assists.</u>	<u>Non- Academic</u>	<u>Students &amp; Part Time</u>	<u>Others</u>	<u>Recharges</u>
<u>SALARIES &amp; WAGES (Continued)</u>								
(8) Operation & Maintenance of								
Physical Plant								
Administration & Super- vision	\$ 55,621.53	\$ 18,199.92	\$ - - -	\$ - - -	\$ 33,561.28	\$ 5,222.79	\$ - - -	\$ 1,362.46 Cr
Traffic & Security	55,796.74	- - -	- - -	- - -	54,968.98	945.94	927.66	1,045.84 Cr
Maintenance & Service	138,352.52	- - -	- - -	- - -	201,730.00	14,781.68	491.85	78,651.01 Cr
Special Projects - Minor	- - -	- - -	- - -	- - -	- - -	- - -	- - -	- - -
Biological Station	7,614.77	- - -	- - -	- - -	6,441.96	2,461.00	- - -	1,288.19 Cr
Motor Vehicle Pool	13,896.76	- - -	- - -	- - -	13,762.32	446.27	26.26	338.09 Cr
Custodial Services	220,070.62	- - -	- - -	- - -	203,906.11	17,973.48	3,753.59	5,562.56 Cr
Care & Maintenance of Grounds	33,682.44	- - -	- - -	- - -	13,617.80	20,540.65	- - -	476.01 Cr
General Labor	71,093.60	- - -	- - -	- - -	49,930.51	41,592.52	7,854.97	28,284.40 Cr
Telephone Services	14,561.23	- - -	- - -	- - -	7,391.60	9,427.93	- - -	2,258.30 Cr
Central Mail Service	17,031.07	- - -	- - -	- - -	16,472.50	631.31	- - -	72.74 Cr
Heat, Light, Power & Water	52,993.72	- - -	- - -	- - -	51,480.04	79.68	1,434.00	- - -
Total Physical Plant	<u>\$680,715.00</u>	<u>\$ 18,199.92</u>	<u>\$ - - -</u>	<u>\$ - - -</u>	<u>\$653,263.10</u>	<u>\$114,103.25</u>	<u>\$ 14,488.33</u>	<u>\$119,339.60 Cr</u>
TOTAL EDUCATION & GENERAL	<u>\$7,039,771.28</u>	<u>\$456,100.23</u>	<u>\$4,191,765.99</u>	<u>\$349,082.60</u>	<u>\$1,453,163.29</u>	<u>\$400,154.04</u>	<u>\$490,700.73</u>	<u>\$301,195.60 Cr</u>



	Total	Equipment Mainten- ance	Land and Building Mainten- ance	Utilities	Travel	Communi- cations	Publication, Office S & E Petty Equipment	Classroom & Other Laboratory Supplies	Other Supplies & Expense	Recharges
<b>SUPPLIES &amp; EXPENSES</b>										
<b>(1) General Administrative</b>										
President's Office	\$ 9,280.38	\$ 114.79	\$ - - -	\$ - - -	\$ 1,846.01	\$ 1,241.44	\$ 3,946.47	\$ 44.90	\$ 2,086.77	\$ - - -
75th Anniversary	4,353.56	- - -	- - -	- - -	- - -	148.80	3,303.80	- - -	900.96	- - -
Business Office	14,266.52	267.40	- - -	- - -	356.48	4,375.86	7,640.58	- - -	1,626.20	- - -
Total General Administrative	\$27,900.46	\$ 382.19	\$ - - -	\$ - - -	\$ 2,202.49	\$ 5,766.10	\$14,890.85	\$ 44.90	\$ 4,613.93	\$ - - -
<b>(2) General Expenses</b>										
<b>A. Student Services:</b>										
Counseling Center	\$ 1,523.41	\$ 77.93	\$ - - -	\$ - - -	\$ - - -	\$ 212.63	\$ 465.73	\$ 642.12	\$ 125.00	\$ - - -
Financial Aids	4,304.03	- - -	- - -	- - -	553.44	1,386.45	2,293.00	- - -	71.14	- - -
Registrar's Office	23,646.97	707.44	- - -	- - -	1,186.69	6,585.34	11,540.92	30.03	3,596.55	- - -
Student Personnel	3,737.67	- - -	- - -	- - -	366.82	1,068.05	2,045.80	- - -	257.00	- - -
Total Student Services	(33,212.08)	( 785.37)	( - - - )	( - - - )	2,106.95	( 9,252.47)	(16,345.45)	( 672.15)	( 4,049.69)	( - - - )
<b>B. General Institutional Expense</b>										
Alumni Office	9,794.61	117.80	- - -	- - -	- - -	1,782.02	7,894.79	- - -	- - -	- - -
Catalog	16,057.85	- - -	- - -	- - -	- - -	62.55	15,995.30	- - -	- - -	- - -
Typewriter Pool	1,335.61	1,335.61	- - -	- - -	- - -	- - -	- - -	- - -	- - -	- - -
Consulting Services	900.00	- - -	- - -	- - -	- - -	- - -	- - -	- - -	900.00	- - -
Faculty Senate	745.39	- - -	- - -	- - -	272.90	12.00	438.86	21.63	- - -	- - -
General Insurance	5,030.64	- - -	- - -	- - -	- - -	- - -	5,030.64	- - -	- - -	- - -
Commencement	2,966.59	- - -	- - -	- - -	- - -	285.66	2,305.47	- - -	375.46	- - -
Data Processing Serv.	62,827.27	511.11	- - -	- - -	36.00	15.55	6,233.81	69.63	55,961.17	- - -
Institutional										
Membership Fees	3,625.00	- - -	- - -	- - -	- - -	- - -	3,625.00	- - -	- - -	- - -
Accreditation Visits	6,390.72	- - -	- - -	- - -	- - -	- - -	691.95	- - -	5,698.77	- - -
Information Services	24,623.53	115.11	- - -	- - -	1,462.12	3,676.99	13,453.95	4,382.32	1,533.04	- - -
Public Exercises	711.91	- - -	- - -	- - -	- - -	36.41	175.50	- - -	500.00	- - -
Printing Services	353.30	- - -	- - -	- - -	54.08	291.04	8.18	- - -	- - -	- - -
Administrative Travel	16,510.02	- - -	- - -	- - -	16,510.02	- - -	- - -	- - -	- - -	- - -
Employee Benefits	- - -	- - -	- - -	- - -	- - -	- - -	- - -	- - -	- - -	- - -
Total Gen Institutional Exp.	(151,872.44)	( 2,079.63)	( - - - )	( - - - )	(18,335.12)	( 6,162.22)	(55,853.45)	( 4,473.58)	(64,968.44)	( - - - )
Total General Expense	\$185,084.52	\$ 2,865.00	\$ - - -	\$ - - -	\$20,442.07	\$15,414.69	\$72,198.90	\$ 5,145.73	\$69,018.13	\$ - - -
<b>(3) Instructional &amp; Departmental Research</b>										
<b>College of Arts &amp; Science</b>										
Dean of the College	\$23,107.34	\$ 54.50	\$ - - -	\$ - - -	\$20,759.72	\$ 867.20	\$ 1,402.92	\$ 23.00	\$ - - -	\$ - - -
Botany	11,505.36	639.43	- - -	- - -	1,025.04	545.51	2,151.63	7,088.79	54.96	- - -
Biological Science	2,278.94	- - -	- - -	- - -	- - -	6.55	418.08	1,854.31	- - -	- - -
Biological Station	3,799.66	122.19	- - -	- - -	1,125.94 Cr	195.63	1,107.37	375.81	3,124.60	- - -
Chemistry	19,879.37	846.97	- - -	- - -	643.19	976.22	2,760.61	14,223.41	428.97	- - -
Computer Science	- - -	- - -	- - -	- - -	- - -	- - -	- - -	- - -	- - -	- - -
Economics	2,052.33	92.50	- - -	- - -	32.15	352.80	1,340.94	215.15	18.79	- - -
English	2,563.23	68.55	- - -	- - -	201.91	711.85	1,436.07	136.50	8.35	- - -
Foreign Languages	1,969.68	61.10	- - -	- - -	25.00	284.34	1,208.73	387.51	3.00	- - -



	Total	Equipment Mainten- ance	Land and Building Mainten- ance	Utilities	Travel	Communi- cations	Publication Office S & E Petty Equipment	Classroom & Other Laboratory Supplies	Other Supplies & Expense	Recharges
SUPPLIES & EXPENSES (Continued)										
(3) Instructional & Departmental Research (Continued)										
College of Arts & Science										
Geography	\$ 1,352.83	\$ 47.64	\$ - - -	\$ - - -	\$ 74.38	\$ 213.31	\$ 616.73	\$ 400.77	\$ - - -	\$ - - -
Geology	15,816.81	487.23	22.10 Cr	- - -	4,665.97	835.15	2,918.48	4,911.18	2,020.90	- - -
Health & P E-Gen.	6,886.61	98.41	- - -	- - -	809.97	864.28	1,720.88	2,984.35	408.72	- - -
Health & P E-Ath.	9,301.72	34.72	- - -	- - -	424.48	2,463.67	6,012.39	324.52	41.94	- - -
History	3,448.44	38.45	- - -	- - -	- - -	613.34	2,364.91	161.74	270.00	- - -
Home Economics	4,043.36	7.50	- - -	- - -	825.80	197.74	729.60	1,018.26	1,264.46	- - -
Mathematics	2,967.74	72.00	- - -	- - -	71.52	683.89	2,007.35	86.06	46.92	- - -
Microbiology	6,794.99	150.25	- - -	- - -	539.55	334.11	1,061.70	4,441.02	268.36	- - -
Mil Science - Air	650.27	89.05	- - -	- - -	- - -	- - -	541.29	8.75	11.18	- - -
Mil Science - Army	254.59	79.20	- - -	- - -	- - -	1.77	127.26	11.70	34.66	- - -
Museum	6.88	- - -	- - -	- - -	- - -	4.50	2.38	- - -	- - -	- - -
Philosophy	1,265.10	- - -	- - -	- - -	- - -	121.70	1,072.20	71.20	- - -	- - -
Physics	6,221.03	79.67	- - -	- - -	141.58	87.88	1,323.91	4,576.74	11.25	- - -
Political Science	1,445.41	- - -	- - -	- - -	254.66	202.24	884.03	96.48	8.00	- - -
Psychology	17,795.80	1,990.53	- - -	- - -	166.67	1,002.61	4,956.35	8,853.59	826.05	- - -
Sociology, Anthro. & Soc. Welfare	4,957.31	200.50	- - -	- - -	1,769.55	596.59	2,216.39	147.28	27.00	- - -
Speech	3,383.59	- - -	- - -	- - -	268.97	749.95	1,790.22	480.09	94.36	- - -
Speech Pathology	4,909.42	323.04	- - -	- - -	1,169.24	533.47	1,363.67	1,483.92	36.08	- - -
Wildlife Res. Unit	3,058.27	26.25	- - -	- - -	331.00	1,080.49	1,594.67	25.86	- - -	- - -
Zoology	19,589.86	559.87	- - -	- - -	1,598.69	1,199.89	3,710.82	11,766.44	754.15	- - -
Total College of Arts & Sci.	(181,305.94)	( 6,169.55)	(22.10 Cr)	( - - - )	(34,673.10)	(15,726.68)	(48,841.58)	(66,154.43)	( 9,762.70)	( - - - )
Professional Schools										
Business Administration,										
School of	15,605.97	2,274.04	- - -	- - -	8,141.13	1,015.72	3,682.90	433.68	58.50	- - -
Education, School of	20,191.45	265.39	- - -	- - -	9,576.13	1,063.54	7,985.47	1,139.52	161.40	- - -
Tchr Placemnt	3,901.81	- - -	- - -	- - -	147.16	951.63	1,569.89	- - -	1,233.13	- - -
Fine Arts, School of										
Dean	6,039.43	78.02	- - -	- - -	3,840.72	651.28	1,411.54	19.08	38.79	- - -
Art	8,408.36	469.18	- - -	- - -	206.34	358.24	1,489.65	5,762.14	122.81	- - -
Drama	3,895.62	513.48	- - -	- - -	47.76	553.53	794.53	1,919.95	66.37	- - -
Music	17,458.66	1,870.99	- - -	- - -	719.39	959.27	4,397.91	4,468.29	5,042.81	- - -
Forestry, School of	13,474.57	697.41	- - -	- - -	4,012.25	1,457.90	5,770.69	1,005.08	531.24	- - -
Wildlife Ext.	2,617.94	- - -	- - -	- - -	1,506.58	176.61	369.50	565.25	- - -	- - -
Journalism, Sch of	7,642.05	87.01	- - -	- - -	1,962.01	969.22	1,848.67	1,981.03	794.11	- - -
Radio-TV	5,178.77	410.61	- - -	39.62	418.58	441.11	1,492.11	1,306.05	1,070.69	- - -
Law, School of	6,877.71	94.02	- - -	- - -	1,995.14	1,134.63	3,259.04	23.75	371.13	- - -
Pharmacy, Sch of	7,992.15	186.87	- - -	- - -	1,751.20	223.14	1,734.95	3,989.78	106.21	- - -
Total Professional Schools	(119,284.49)	( 6,947.02)	( - - - )	( 39.62)	(34,324.39)	( 9,955.82)	(35,806.85)	(22,613.60)	( 9,597.19)	( - - - )



	Total	Equipment Mainten- ance	Land and Building Mainten- ance	Utilities	Travel	Communi- cations	Publication, Office S & E Petty Equipment	Classroom & Other Laboratory Supplies	Other Supplies & Expense	Recharges
SUPPLIES & EXPENSES (Continued)										
(3) Instructional & Departmental Research (Continued)										
Graduate School	\$ 8,418.77	\$ 14.10	\$ - - -	\$ - - -	\$ 2,239.69	\$ 1,658.96	\$ 4,399.08	\$ 38.14	\$ 68.80	\$ - - -
Grad Sch Res	4,784.23	22.00	- - -	- - -	1,489.42	39.90	596.67	2,617.99	18.25	- - -
Summer Session	8,768.11	63.20	- - -	- - -	346.46	906.85	7,316.36	135.24	- - -	- - -
Candidate Travel	16,700.64	- - -	- - -	- - -	16,349.09	- - -	89.40	- - -	262.15	- - -
Total Instructional and Departmental Research	\$339,262.18	\$13,215.87	\$ 22.10 Cr	\$ 39.62	\$89,422.15	\$28,288.21	\$97,049.94	\$91,559.40	\$19,709.09	\$ - - -
(4) Organized Activities Relating to Educational Departments										
Forestry Special Fees	\$12,958.86	\$ 28.50	\$ - - -	\$ - - -	\$ 7,020.87	\$ 38.53	\$ 281.60	\$ 1,466.30	\$ 4,123.06	\$ - - -
C.P.A.	3,708.81	- - -	- - -	- - -	175.38	354.48	2,374.43	804.52	- - -	- - -
Total Organized Activities	\$ 16,667.67	\$ 28.50	\$ - - -	\$ - - -	\$ 7,196.25	\$ 393.01	\$ 2,656.03	\$ 2,270.82	\$ 4,123.06	\$ - - -
(5) Organized Research Bureau of Business & Econ Res Bur of Government Forestry Research Forestry Timber Sales										
	\$ 8,760.45	\$ 297.95	\$ - - -	\$ - - -	\$ 2,413.37	\$ 911.51	\$ 5,916.26	\$ 417.99	\$ 90.37	\$1,287.00 Cr
	998.02	72.67	- - -	- - -	184.49	85.97	359.55	300.00	4.66 Cr	- - -
	18,592.53	360.65	- - -	- - -	3,910.23	238.88	3,246.67	6,294.64	4,541.46	- - -
	1,293.41	- - -	- - -	- - -	- - -	- - -	- - -	- - -	1,293.41	- - -
Total Organized Research	\$29,644.41	\$ 731.27	\$ - - -	\$ - - -	\$ 6,508.09	\$ 1,236.36	\$ 9,522.48	\$ 7,012.63	\$ 5,920.58	\$1,287.00 Cr
(6) Extension & Public Service Statewide Services Extension										
	\$ 988.25	\$ 46.00	\$ - - -	\$ - - -	\$ 468.23	\$ 150.29	\$ 323.73	\$ - - -	\$ - - -	\$ - - -
	4,846.31	- - -	- - -	- - -	3,477.24	223.17	965.15	180.75	- - -	- - -
Total Extension and Public Service	\$ 5,834.56	\$ 46.00	\$ - - -	\$ - - -	\$ 3,945.47	\$ 373.46	\$ 1,288.88	\$ 180.75	\$ - - -	\$ - - -
(7) Libraries Library - General Library-Audiovis. Library - Law Library-Exp. Station										
	\$12,661.87	\$ 110.21	\$ - - -	\$ - - -	\$ 340.64	\$ 1,680.96	\$14,490.44	\$ 33.64	\$ 3,282.27	\$7,276.29
	6,953.62	3,358.79	- - -	- - -	- - -	416.51	3,871.49	8,143.81	220.01	9,056.99
	469.24	49.81	- - -	- - -	19.81	52.59	347.03	- - -	- - -	- - -
	520.10	- - -	- - -	- - -	- - -	74.85	395.50	41.75	8.00	- - -
Total Libraries	\$20,604.83	\$ 3,518.81	\$ - - -	\$ - - -	\$ 360.45	\$ 2,224.91	\$19,104.46	\$ 8,219.20	\$ 3,510.28	\$16,333.28 Cr



	Total	Equipment Mainten- ance	Land and Building Mainten- ance	Utilities	Travel	Communi- cations	Publication, Office S & E Petty Equipment	Classroom & Other Laboratory Supplies	Other Supplies & Expense	Recharges
<u>SUPPLIES &amp; EXPENSES (Continued)</u>										
(8) Operation & Maintenance of										
Physical Plant										
Admin & Supervision	\$ 6,607.29	\$ 69.50	\$ 18.75	\$ - - -	\$ 225.50	\$ 330.15	\$ 5,082.99	\$ 39.06	\$ 1,005.83	\$ 164.49
Traffic & Security	2,129.50	35.05	48.55	- - -	- - -	40.00	1,553.15	- - -	469.25	16.50
Maintenance and Service	63,554.32	1,009.95	92,867.92	- - -	- - -	- - -	283.56	- - -	3,400.20	34,007.31
Special Projects - Minor	2.19	- - -	2.19	- - -	- - -	- - -	- - -	- - -	- - -	- - -
Biological Station	4,762.97	79.48	1,855.39	2,217.44	- - -	99.68	104.70	- - -	1,590.10	1,183.82
Motor Vehicle Pool	13,350.89	Cr 7,393.87	68.79	- - -	- - -	- - -	3,443.28	- - -	14,247.03	38,503.86
Custodial Services	25,088.59	- - -	- - -	- - -	- - -	- - -	52.50	- - -	26,318.84	1,282.75
Maintenance/Grounds	11,648.45	329.83	4,775.00	- - -	- - -	- - -	43.67	- - -	6,615.75	115.80
Telephone Service	86,933.76	- - -	- - -	- - -	- - -	86,342.06	386.40	- - -	- - -	205.30 Dr
Central Mail Service	2,099.25	Cr 190.17	- - -	- - -	- - -	43,077.04	216.74	- - -	123.00	45,706.20
Heat/Light/Power & Water	167,184.63	676.25	2,290.77	167,395.59	- - -	- - -	56.15	- - -	60.90	3,295.03
Transfer to Plant Funds	1,019.31	- - -	- - -	- - -	- - -	- - -	- - -	- - -	1,019.31	- - -
General Labor	1,741.83	268.97	835.00	- - -	- - -	- - -	- - -	- - -	2,543.85	1,905.99
Total Physical Plant	\$355,222.70	\$10,053.07	\$102,762.36	\$169,613.03	\$ 225.50	\$129,888.93	\$11,223.14	\$ 39.06	\$57,394.06	\$125,976.45 Cr
TOTAL EDUCATION AND GENERAL	\$980,221.33	\$30,840.71	\$102,740.26	\$169,652.65	\$130,302.47	\$183,585.67	\$227,934.68	\$114,472.49	\$164,289.13	\$143,596.73 Cr



FISCAL REPORT 1967-68 - SUPPLEMENTAL

CURRENT FUNDS - EXPENDITURES  
Education and General

CAPITAL EQUIPMENT & IMPROVEMENTS	Total	Equipment		Improvement	
		Books	Equipment	Land	Buildings
(1) General Administrative					
President's Office	\$ 835.00	\$ - - -	\$ 835.00	\$ - - -	\$ - - -
Business Office	745.86	- - -	745.86	- - -	- - -
Total General Administrative	\$ 1,580.86	\$ - - -	\$ 1,580.86	\$ - - -	\$ - - -
(2) General Expenses					
A. Student Services:					
Counseling Center	\$ - - -	\$ - - -	\$ - - -	\$ - - -	\$ - - -
Registrar's Office	424.00	- - -	424.00	- - -	- - -
Student Personnel Services	- - -	- - -	- - -	- - -	- - -
Financial Aids	451.34	- - -	451.34	- - -	- - -
Total Student Services	( 875.34)	( - - - )	( 875.34)	( - - - )	( - - - )
B. General Institutional Expense					
Alumni Office	\$ - - -	\$ - - -	\$ - - -	\$ - - -	\$ - - -
Catalog	- - -	- - -	- - -	- - -	- - -
Typewriter Pool	4,908.10	- - -	4,908.10	- - -	- - -
Consulting Services	- - -	- - -	- - -	- - -	- - -
Faculty Senate	- - -	- - -	- - -	- - -	- - -
General Insurance	- - -	- - -	- - -	- - -	- - -
Commencement	- - -	- - -	- - -	- - -	- - -
Data Processing Services	4,260.00	- - -	4,260.00	- - -	- - -
Institutional Membership Fees	- - -	- - -	- - -	- - -	- - -
Information Services	153.38	- - -	153.38	- - -	- - -
Public Exercises	- - -	- - -	- - -	- - -	- - -
Printing Services	- - -	- - -	- - -	- - -	- - -
Employee Benefits	- - -	- - -	- - -	- - -	- - -
Total General Institutional Expense	( 9,321.48)	( - - - )	( 9,321.48)	( - - - )	( - - - )
Total General Expense	\$ 10,196.82	\$ - - -	\$ 10,196.82	\$ - - -	\$ - - -
(3) Instructional & Departmental Research					
College of Arts & Science					
Dean of the College	\$ 249.50	\$ - - -	\$ 249.50	\$ - - -	\$ - - -
Botany	5,054.94	- - -	5,054.94	- - -	- - -
Biological Science	1,279.50	- - -	1,279.50	- - -	- - -
Biological Station	149.55	- - -	149.55	- - -	- - -
Chemistry	21,186.45	- - -	21,186.45	- - -	- - -
Economics	869.00	- - -	869.00	- - -	- - -
English	- - -	- - -	- - -	- - -	- - -
Foreign Languages	789.00	- - -	789.00	- - -	- - -
Geography	1,513.89	- - -	1,513.89	- - -	- - -
Geology	13,125.22	- - -	13,125.22	- - -	- - -
Health & P E - General	2,991.54	- - -	2,991.54	- - -	- - -
Health & P E - Athletics	4,810.55	- - -	4,810.55	- - -	- - -
History	- - -	- - -	- - -	- - -	- - -
Home Economics	281.75	- - -	281.75	- - -	- - -
Mathematics	362.08	- - -	362.08	- - -	- - -
Microbiology	13,077.67	- - -	13,077.67	- - -	- - -
Military Science - Air	- - -	- - -	- - -	- - -	- - -
Military Science - Army	- - -	- - -	- - -	- - -	- - -
Museum	- - -	- - -	- - -	- - -	- - -
Philosophy	400.00	- - -	400.00	- - -	- - -
Physics	10,753.17	- - -	10,753.17	- - -	- - -
Political Science	- - -	- - -	- - -	- - -	- - -
Psychology	18,396.02	- - -	18,396.02	- - -	- - -
Sociology, Anthropology & Social Welfare	1,039.25	- - -	1,039.25	- - -	- - -



## CURRENT FUNDS - EXPENDITURES

## Education and General

	Total	Books	Equipment	Land	Buildings
CAPITAL EQUIPMENT & IMPROVEMENTS (Continued)					
(3) Instructional & Departmental Research (Continued)					
Speech	\$ 408.75	\$ - - -	\$ 408.75	\$ - - -	\$ - - -
Speech Pathology	1,968.25	- - -	1,968.25	- - -	- - -
Wildlife Research Unit	- - -	- - -	- - -	- - -	- - -
Zoology	5,754.28	- - -	5,754.28	- - -	- - -
Total College of Arts & Science	(104,460.36)	( - - - )	(104,460.36)	( - - - )	( - - - )
Professional Schools					
Business Administration, School of	9,080.85	- - -	9,080.85	- - -	- - -
Education, School of Teacher Placement	410.44	- - -	410.44	- - -	- - -
Fine Arts, School of Dean	- - -	- - -	- - -	- - -	- - -
Art	175.02	- - -	175.02	- - -	- - -
Drama	307.06	- - -	307.06	- - -	- - -
Music	3,724.24	- - -	3,724.24	- - -	- - -
Forestry, School of	9,797.73	- - -	9,797.73	- - -	- - -
Journalism, School of	12,221.66	- - -	12,221.66	- - -	- - -
Radio-Television	3,289.23	- - -	3,289.23	- - -	- - -
Law, School of	479.63	- - -	479.63	- - -	- - -
Dixon Endowment	17.75 Cr	17.75 Cr	- - -	- - -	- - -
Pharmacy, School of	- - -	- - -	- - -	- - -	- - -
Total Professional Schools	11,099.05	- - -	11,099.05	- - -	- - -
	( 50,567.16)	( 17.75 Cr)	(50,584.91)	( - - - )	( - - - )
Graduate School	- - -	- - -	- - -	- - -	- - -
Graduate School Research	179.50	- - -	179.50	- - -	- - -
Summer Session	290.75	- - -	290.75	- - -	- - -
Candidate Travel	- - -	- - -	- - -	- - -	- - -
Total Instructional & Departmental Research	\$155,497.77	\$ 17.75 Cr	\$155,515.52	\$ - - -	\$ - - -
(4) Organized Activities Relating to Educational Departments					
Forestry Special Fees	\$ 600.00	\$ 600.00	\$ - - -	\$ - - -	\$ - - -
C. P. A. Department	- - -	- - -	- - -	- - -	- - -
Total Organized Activities	\$ 600.00	\$ 600.00	\$ - - -	\$ - - -	\$ - - -
(5) Organized Research					
Bureau of Business & Economic Research	\$ 1,287.49	\$ - - -	\$ 1,287.49	\$ - - -	\$ - - -
Bureau of Government	- - -	- - -	- - -	- - -	- - -
Forestry Research	6,111.42	- - -	6,111.42	- - -	- - -
Forestry Timber Sales	1,490.00	- - -	- - -	1,490.00	- - -
Total Organized Research	\$ 8,888.91	\$ - - -	\$ 7,398.91	\$ 1,490.00	\$ - - -
(6) Extension & Public Service					
Statewide Services	\$ - - -	\$ - - -	\$ - - -	\$ - - -	\$ - - -
Extension	- - -	- - -	- - -	- - -	- - -
Total Extension & Public Service	\$ - - -	\$ - - -	\$ - - -	\$ - - -	\$ - - -



FISCAL REPORT 1967-68 - SUPPLEMENTAL  
CURRENT FUNDS - EXPENDITURES  
Education and General

CAPITAL EQUIPMENT & IMPROVEMENTS (Continued)	Total	Equipment		Improvement	
		Books	Equipment	Land	Buildings
(7) Libraries					
Library - General	\$183,609.76	\$177,014.18	\$ 6,595.58	\$ - - -	\$ - - -
Library - Ryman	400.37	400.37	- - -	- - -	- - -
Library - Audiovisual Serv.	43,125.66	18.50	43,107.16	- - -	- - -
Library - Law	19,687.19	19,687.19	- - -	- - -	- - -
Library - Dixon	127.20	127.20	- - -	- - -	- - -
Library - Experimental Sta.	813.55	349.30	464.25	- - -	- - -
Library - Special Book Fund	11,525.82	11,525.82	- - -	- - -	- - -
Total Libraries	\$259,289.55	\$209,122.56	\$ 50,166.99	\$ - - -	\$ - - -
(8) Operation & Maintenance of Physical Plant					
Administration & Supervision	\$ 804.05	\$ - - -	\$ 804.05	\$ - - -	\$ - - -
Traffic & Security	703.40	- - -	703.40	- - -	- - -
Maintenance & Service	39,051.10	- - -	36,864.69	- - -	2,186.41
Biological Station	215.40	- - -	- - -	215.40	- - -
Motor Vehicle Pool	35,443.69	- - -	35,443.69	- - -	- - -
Custodial Services	498.50	- - -	498.50	- - -	- - -
Care & Maintenance of Grounds	13,250.06	- - -	2,697.67	10,552.39	- - -
General Labor	4,650.00	- - -	4,650.00	- - -	- - -
Central Mail Service	2,558.00	- - -	2,558.00	- - -	- - -
Heat, Light, Power & Water	801.57	- - -	801.57	- - -	- - -
Special Projects					
Various Small Projects	9,013.41	- - -	128.64	126.78	8,757.99
Bur of Bus & Econ Res	8,930.52	- - -	- - -	- - -	8,930.52
Bus Adm - #107	959.35	- - -	- - -	- - -	959.35
Bus Adm - #207	694.21	- - -	- - -	- - -	694.21
Business Office Renovation	732.32	- - -	- - -	- - -	732.32
Data Processing-Rm #2	938.25	- - -	- - -	- - -	938.25
Summer Session Office	10,833.89	- - -	- - -	- - -	10,833.89
Fine Arts - Rms #310, 311, 312 and 313	849.06	- - -	- - -	- - -	849.06
Fine Arts - Museum Renov.	4,861.21	- - -	- - -	- - -	4,861.21
Forestry - Rm #210	663.63	- - -	663.63	- - -	- - -
Forestry Bldg-Outer Office	876.48	- - -	- - -	- - -	876.48
Fume Hood for Chemistry	900.00 Cr	- - -	- - -	- - -	900.00 Cr
Golf Practice Green	1,485.16	- - -	- - -	1,485.16	- - -
Health Service - #28 & 31	805.19	- - -	- - -	- - -	805.19
Health Science Renov.	322.36	- - -	- - -	- - -	322.36
Journalism - Rm #203	876.41	- - -	- - -	- - -	876.41
Journalism Transformer Vt.	3,669.02	- - -	- - -	- - -	3,669.02
Law Bldg. Renovation	746.13	- - -	- - -	- - -	746.13
Library - Desk Area	541.19	- - -	- - -	- - -	541.19
Married Student Hsng Fence	943.00	- - -	- - -	943.00	- - -
Math-Physics #205	2,382.83	- - -	- - -	- - -	2,382.83
Mens' Gym - Air Force	1,574.24	- - -	- - -	- - -	1,574.24
Natural Science - Annex 1	638.48	- - -	- - -	- - -	638.48
Natural Science Renovation	390.16	- - -	- - -	- - -	390.16
Paving and Resurfacing	6,883.26	- - -	- - -	6,883.26	- - -
Psychology-600 E Beckwith	980.56	- - -	- - -	- - -	980.56
Telephone Conduit - Campus	5,022.73	- - -	- - -	- - -	5,022.73
Physical Plant Office Move	8,260.00	- - -	- - -	- - -	8,260.00
Removal of West Bleachers	405.00	- - -	- - -	405.00	- - -
Total Operation & Maintenance of Physical Plant	\$172,353.82	\$ - - -	\$ 85,813.84	\$ 20,610.99	\$ 65,928.99
TOTAL EDUCATION & GENERAL	\$608,407.73	\$209,704.81	\$310,672.94	\$ 22,100.99	\$ 65,928.99



## AUXILIARY ENTERPRISES

## COMPUTER CENTER

## BALANCE SHEET

June 30, 1968

## Assets

Accounts Receivable: Job Income	\$	\$ 606.31	\$
Indirect Cost		4,500.00	
Total Assets			<u>5,106.31</u>

## Liabilities and Reserves

Accounts Payable to U of M	\$	\$	\$ 6,401.83
Reserve, July 1, 1967	4,153.05		
Add: Operating Gain	<u>2,026.56</u>	6,179.61	
Less: Capital Expenditures		<u>7,475.13</u>	( 1,295.52)
Total Accounts Payable and Reserve			<u>\$ 5,106.31</u>

## STATEMENT OF INCOME AND EXPENDITURES

For the Year Ended June 30, 1968

Income:	\$	\$	\$
Job Income		14,434.60	
Transfer of Funds In			
Indirect Cost	30,750.00		
Academic Development - Computer Science	1,480.00		
Bureau of Business & Economic Research	2,500.00		
NSF Grant CP5808	<u>5,800.00</u>	40,530.00	
Other Income		<u>42.75</u>	
Total Income			55,007.35
Expenditures:			
Salaries and Wages			
Administrative Officer	8,400.00		
Associate Professors	10,000.00		
Graduate Assistants	4,444.36		
Administrative Assistants	8,796.96		
Secretaries and Clerks	5,019.39		
Consultants	400.00		
Student Assistants	183.00		
Work Study	124.94		
Teachers' Retirement	891.11		
P. E. R. S.	154.86		
Social Security	1,125.81		
Industrial Accident	<u>72.87</u>		
Total Salaries and Wages		39,613.30	
Operating Supplies and Expense:			
Equipment Repairs	137.22		
Out-of-state Travel	462.92		
In-state Travel	154.96		
Postage	91.68		
Telephone and Telegraph	1,014.29		
Office Supplies and Subscriptions	1,180.51		
Publications	4.80		
Classroom and Other Lab Supplies	4,631.71		
Freight and Express	84.67		
Petty Equipment	57.05		
Rentals	5,143.76		
Other Expenses	3.96		
Bad Debt	<u>399.96</u>		
Total Operating Supplies and Expense		<u>13,367.49</u>	
Total Salaries and Operating Expense			<u>52,980.79</u>
Excess Income over Expenditures			2,026.56
Less: Capital Expenditures			
Capital Equipment			<u>7,475.13</u>
Net Decrease to Reserve			<u>\$ 5,448.57</u>



BIOLOGICAL STATIONBALANCE SHEET  
June 30, 1968

## Assets

Cash	\$ 3,202.14	\$
Total Assets		<u>3,202.14</u>

## Liabilities and Reserves

Reserve Balance, July 1, 1967	3,117.61	
Add: Operating Gain	1,124.50	
Less: Capital Expenditures	<u>1,039.97</u>	
Total Liabilities and Reserves		<u>\$ 3,202.14</u>

## STATEMENT OF INCOME AND EXPENDITURES

For the Year Ended June 30, 1968

## Income:

Room Rent	\$ 1,679.00	\$
Group Rental	4.00	
Other	134.25	
Cancelled Checks	106.94	
Collections	<u>380.00</u>	2,304.19

## Expenditures:

Equipment Repair	21.27	
Building Repair	753.26	
Petty Equipment	217.66	
Transfer of Funds	<u>187.50</u>	1,179.69

Excess Income over Expenditures

1,124.50

Less: Capital Expenditures

Capital Improvements, Land

Capital Improvements, Building

273.57

766.401,039.97

Net Increase to Reserve

\$ 84.53



## AUXILIARY ENTERPRISES

MARRIED STUDENT HOUSINGBALANCE SHEET

June 30, 1968

## Assets

Cash	\$	\$ 38,501.55	\$
Accounts Receivable		8,834.60	
Total Assets			<u>47,336.15</u>

## Liabilities and Reserves

Accounts Payable:			
Reserve for Prepaid Rentals by Tenants	\$	\$	\$ 2,397.18
Reserve for Security Deposits Made by Tenants			16,617.52
Reserve July 1, 1967		( 20,702.66)	
Add Unused Construction Funds		4,152.41	
Adjusted Reserve July 1, 1967		( 16,550.25)	
Operating Gain 1967-68		<u>225,764.25</u>	
		209,214.00	
Less:			
Capital and Major Repairs		11,987.52	
Equipment - Aber Hall		21,292.50	
Construction - Aber Hall		2,295.00	
Interest & Sinking Fund		<u>145,317.53</u>	
		180,892.55	
Net Increase for 1967-68			<u>28,321.45</u>
Reserve June 30, 1968			<u>\$ 47,336.15</u>

## STATEMENT OF INCOME AND EXPENDITURES

For the Year Ended June 30, 1968

## Income:

## Receipted Income:

Independent Dwelling	\$ 4,630.33	\$
Community Center	268.00	
Craighead - Sisson	118,114.63	
Elliott Village	223,635.88	
TV Cable	2,277.92	
Sales & Services	2,289.43	
Vending Machine	14,093.18	
Late Payments	952.00	
Deposits	6,104.11	
Miscellaneous	1,480.03	
Telephone Commission	56.42	
Canceled Checks	<u>25.00</u>	373,926.93
Adjustments for Variations from Beginning Balances		
Accounts Receivable		4,348.03
Prepayments		( 686.00)
Security Deposits		( 6,104.11)
Total Earned Income		<u>\$371,484.85</u>

## Expenditures:

## Operation:

Salaries and Wages	
Work Study	143.71
Management	13,524.96
Clerical and Accounting	3,726.20
Watchmen	350.00
Craftsmen	24,920.76
Labor	18,595.91
Over-time	1,110.15
Employee Benefits	
P. E. R. S.	2,122.60
Social Security	2,031.80
Industrial Accident Insurance	659.49
Security	<u>1,200.00</u>
Total Salaries and Wages	<u>\$ 68,385.58</u>



MARRIED STUDENT HOUSINGSTATEMENT OF INCOME AND EXPENDITURES (Continued)  
For the Year Ended June 30, 1968

## Expenditures (Continued):

## Other Operation and Maintenance

Equipment Maintenance	\$	\$ 8,826.40	\$
Land Maintenance		( 138.71)	
Building Maintenance		8,779.11	
Utilities			
Water		1,195.94	
City Sewer Service		5,657.88	
Electricity		17,109.44	
Gas (Heat) and Other Fuel		9,444.41	
Postage		255.56	
Telephone		627.31	
Interest on Loans		1,244.83	
Office Supplies and Expenses		142.58	
Insurance		1,109.16	
Freight		8.78	
Petty Equipment		337.40	
Vehicle Expense		347.68	
Miscellaneous		8.40	
Janitor Supplies		399.85	
Lamps and Bulbs		160.87	
Trash and Garbage Disposal		7,520.50	
Garden Supplies		841.74	
Rentals		616.90	
Cleaning Service		4,230.14	
Loans		3,180.99	
Miscellaneous		224.18	
Bookkeeping		4,642.00	
Transfer of Funds Out		561.68	
Total Operation and Maintenance			\$ 77,335.02
Total Salaries and Operation			<u>145,720.60</u>
Excess Income Over Expenditures			\$225,764.25
Other Expenditures:			
Equipment		2,277.38	
Capital Improvements		<u>9,710.14</u>	
Total Other Expenditures			<u>11,987.52</u>
Net Increase to Reserve			<u><u>\$213,776.73</u></u>



## AUXILIARY ENTERPRISES

## FOOD SERVICE AND RESIDENCE HALLS

## BALANCE SHEET

June 30, 1968

## Assets

Cash:		
Deposited	\$ 93,542.47	\$
Change Fund	200.00	93,742.47
Accounts Receivable:		
Tenants	3,441.24	
Other	5,583.51	9,024.75
Inventory:		
Food Supplies	64,195.85	
Janitor Supplies	14,801.26	78,997.11
Total Assets		<u>\$181,764.33</u>

## Liabilities and Reserves

Deferred Income (Prepayments)	\$	\$	\$124,434.73
Reserve July 1, 1967		113,512.30	
Add: Unused Construction Funds 1966-67		12,131.56	
Adjusted Reserve July 1, 1967		125,643.86	
Add: Operating Gain 1967-68	623,022.21		
Less: Capital Items and Transfers	691,336.47	- 68,314.26	
Reserve June 30, 1968			57,329.60
Total Liabilities and Reserves			<u>\$181,764.33</u>

## STATEMENT OF INCOME AND EXPENDITURES

For the Year Ended June 30, 1968

	Total Res Halls & Food Service	Food Service	Residence Halls
Income:			
Room	\$ 559,843.82	\$	\$559,843.82
Board	1,202,562.33	1,202,562.33	
Catering	77,226.24	77,226.24	
Fines	377.49		377.49
Grill Receipts	154,082.55	154,082.55	
Vending Machines	24,310.20	14,845.47	9,464.73
Special Events	11,824.23		11,824.23
Telephone Commissions	137.38		137.38
Late Payments	2,153.40	1,076.70	1,076.70
Rentals	6,475.94	5,983.44	492.50
Interest	1,125.00	562.50	562.50
Concessions (Schedule I)	957.75	957.75	
Coop. Rent	124.00		124.00
Other Income	55.26	55.26	
Total Income	\$2,041,255.59	\$1,457,352.24	\$583,903.35
Expenditures:			
Operation			
Salaries and Wages			
Management and Supervision	58,801.31	50,951.39	7,849.92
Clerical and Accounting	18,526.19	11,241.27	7,284.92
Social Directors and Proctors	104,957.04		104,957.04
Kitchen - Cooks and Assistants	139,136.90	139,136.90	
Kitchen - Temporary and Part-time	108,177.19	108,177.19	
Housekeepers and Sewing	46,035.83		46,035.83
Janitors and Custodians	86,276.93	18,920.13	67,356.80
Watchmen	491.00 Cr		491.00 Cr
Special Cleaning	3,353.24		3,353.24
Teachers' Retirement	3.58		3.58
P. E. R. S.	14,120.13	8,078.22	6,041.91
Social Security	18,627.09	10,802.73	7,824.36
Industrial Accident Insurance	5,631.03	3,799.45	1,831.58
Total Salaries and Wages	(603,155.46)	(351,107.28)	(252,048.18)



FOOD SERVICE AND RESIDENCE HALLS (Continued)  
STATEMENT OF INCOME AND EXPENDITURES (Continued)  
For the Year Ended June 30, 1968

	Total Res Halls & Food Service	Food Service	Residence Halls
Expenditures (Continued):			
Other Operation and Maintenance			
Equipment Maintenance	\$ 11,502.97	\$ 8,031.14	\$ 3,471.83
Building Maintenance	24,084.67	4,071.86	20,012.81
Utilities:			
Water	757.29	90.68	666.61
City Sewer Service	6,884.86	55.12	6,829.74
Electricity	21,878.50	2,274.47	19,604.03
Gas (Fuel)	31,209.99	3,854.49	27,355.50
Travel	2,289.36	1,446.11	843.25
Communication:			
Postage	612.74	325.38	287.36
Telephone and Telegraph	67,544.61	2,055.66	65,488.95
Office Supplies and Expenses	6,541.13	4,232.47	2,308.66
Association Dues	345.00	315.00	30.00
Insurance (Liability & Business Interruption)	3,098.80	1,274.50	1,824.30
Freight and Cartage	854.86	342.29	512.57
Petty Equipment	446.57	371.57	75.00
Vehicle Expense	1,527.90	1,527.90	
Janitor Supplies	12,811.16	6,731.23	6,079.93
Lamps	5,323.34	531.63	4,791.71
Trash and Garbage Disposal	4,903.22	1,515.86	3,387.36
Rentals	8,452.31	8,452.31	
Laundry and Dry Cleaning	21,007.85	7,368.67	13,639.18
Bookkeeping	24,947.00	17,884.00	7,063.00
Subsistence (Raw Food)	539,098.71	539,098.71	
Household Supplies	23,920.63	23,920.63	
Decorations and Special Projects	585.01	585.01	
Tickets or Meal Passes	258.85	258.85	
Bond Service and Audit Expense	2,141.84	1,502.64	639.20
Miscellaneous	1,081.43	1,029.21	52.22
Total Operation and Maintenance	(824,110.60)	(639,147.39)	(184,963.21)
Total Salaries and Operation	(1,427,266.06)	(990,254.67)	(437,011.39)
Adjustments for Variations from Beginning Inventories:			
Subsistence (Raw Food)	- 9,446.14	- 9,446.14	
Janitors and Household Supplies	413.46	428.32	- 14.86
Net Operating Expenditures	(1,418,233.38)	(981,236.85)	(436,996.53)
Net Gain from Operations	\$623,022.21	\$476,115.39	\$146,906.82
Other Disbursements:			
Capital Additions			
Equipment	\$ 22,122.86	\$ 9,548.03	\$ 12,574.83
Architect's Fee	1,819.94		1,819.94
Transfer of Funds:			
Equipment - Aber Hall	62,207.50	40,915.00	21,292.50
Construction - Aber Hall	6,705.00	4,410.00	2,295.00
- University Center	123,638.49	123,638.49	
Renovate Craig Hall	50,900.00		50,900.00
Interest and Sinking Fund	423,942.68	278,625.15	145,317.53
Total Other Disbursements	(691,336.47)	(457,136.67)	(234,199.80)
Net Increase/Decrease to Reserve	<u>\$-68,314.26</u>	<u>\$ 18,978.72</u>	<u>\$-87,292.98</u>



## AUXILIARY ENTERPRISES

FOOD SERVICE AND RESIDENCE HALLS (Continued)Schedule I  
FOOD SERVICE CONCESSIONS

## Income:

Concession Sales	\$	\$	\$ 15,305.31
------------------	----	----	--------------

## Expenditures:

Attendants	2,905.69		
P. E. R. S. -	1.90		
Social Security	107.21		
Industrial Accident	44.63	3,059.43	

Equipment Repair	48.75		
Building Maintenance	754.80		
Rentals	1,215.40		
Household Supplies	762.86		
Food Supplies	4,295.25		
Set Up	186.39		
Other Expenditures	324.68	7,588.13	

Transfer of Funds Out - Field House		3,700.00	
-------------------------------------	--	----------	--

Total Expenditures			14,347.56
--------------------	--	--	-----------

Excess Income over Expenditures			\$ 957.75
---------------------------------	--	--	-----------

STUDENT HEALTH SERVICEBALANCE SHEET  
June 30, 1968

## Assets

Cash	\$	\$	\$ 79,926.71
------	----	----	--------------

Total Assets			\$ 79,926.71
--------------	--	--	--------------

## Liabilities and Reserves

Reserve July 1, 1967	\$	\$	\$ 65,632.46
----------------------	----	----	--------------

Add: Net Gain from Operations 1967-68		39,461.25	
---------------------------------------	--	-----------	--

Less: Capital Purchases		25,167.00	
-------------------------	--	-----------	--

			14,294.25
--	--	--	-----------

Total Liabilities and Reserve			\$ 79,926.71
-------------------------------	--	--	--------------



STUDENT HEALTH SERVICE (Continued)  
STATEMENT OF INCOME AND EXPENDITURES  
For the Year Ended June 30, 1968

## Income:

Student Fees	\$	\$201,168.21	\$
Rental		1,440.00	
Shots		1,793.76	
Miscellaneous		<u>2,097.53</u>	
Total Income			206,499.50

## Expenditures:

Salaries and Wages			
Director	18,999.96		
Physician	25,749.96		
Part-time Physicians	1,098.13		
Secretary and Clerks	4,500.41		
Nurses, Regular and Part-time	47,221.48		
Laboratory Technician	8,300.12		
Graduate Assistant	733.32		
Employee Benefits			
P. E. R. S.	2,096.43		
Teachers' Retirement	1,351.61		
Social Security	3,629.35		
Industrial Accident	<u>201.20</u>		
Total Salaries and Wages		113,881.97	
Operating Supplies and Expenses			
Equipment Repair	230.43		
Building Maintenance	1,330.58		
Travel	400.48		
Ambulance Service	60.00		
Postage	122.25		
Telephone & Telegraph	821.82		
Office Supplies & Expenses	840.00		
Association Dues	321.00		
Insurance	1,457.00		
Petty Equipment	626.18		
Laundry	1,234.12		
Miscellaneous	210.92		
Medical Supplies	11,978.50		
Hospital Professional Services	587.40		
Doctors Professional Service	10,750.49		
X-Ray Charges	8,806.59		
X-Ray Supplies	1,506.45		
Food and Tray Expenses	11,092.67		
Emergency Room Care	58.90		
Bond Service	670.50		
Pest Control	<u>50.00</u>		
Total Operating Expense		<u>53,156.28</u>	
Total Salaries and Operations			<u>167,038.25</u>
Net Gain from Operations			39,461.25
Capital Purchases: Equipment		24,388.88	
Building		<u>778.12</u>	<u>25,167.00</u>
Net Increase to Reserve			<u>\$ 14,294.25</u>



## AUXILIARY ENTERPRISES

PRESCRIPTION PHARMACYBALANCE SHEET

June 30, 1968

## Assets

Cash	\$	\$	\$ 3,769.61
Total Assets			<u>\$ 3,769.61</u>

## Liabilities and Reserves

Reserve July 1, 1967		2,559.55	
Operating Gain 1967-68		<u>1,210.06</u>	
Total Reserves			<u>\$ 3,769.61</u>

STATEMENT OF INCOME AND EXPENSES

For the Year Ended June 30, 1968

Income:			
Sales	\$	\$ 13,325.11	\$
Expenditures:			
Office Supplies		260.05	
Medical Supplies		11,849.30	
Advertising		<u>5.70</u>	
Total Operating Expenditures		<u>12,115.05</u>	
Excess Income over Expenditures			<u>1,210.06</u>
Net Increase to Reserve			<u>\$ 1,210.06</u>

PRINTING DEPARTMENTBALANCE SHEET

June 30, 1968

## Assets

Cash	\$	\$ 30,293.78
Accounts Receivable: General Budget	14,030.24	
Other Activities	<u>6,911.33</u>	20,941.57
Inventory		<u>56,111.51</u>
Total Assets		<u>\$107,346.86</u>

## Liabilities and Reserves

Liabilities:			
Advance Payments on Job Charges	\$	\$ 39,826.63 *	
Accounts Payable		8,069.38	
Deferred Income		128.80	
Reserve:			
Reserve July 1, 1967		45,824.91	
Operating Gain 1967-68		<u>22,396.15</u>	
		<u>68,221.06</u>	
Less: Capital Purchases		<u>8,899.01</u>	
Reserve June 30, 1968			<u>59,322.05</u>
Total Liabilities and Reserves			<u>\$107,346.86</u>

\*Ammons \$ 39,632.28

Kaimin: Advance Payments 1968-69 \$ 3,000.00  
Accounts Payable 1967-68 2,813.25 186.75

Miscellaneous 7.60  
\$ 39,826.63



PRINTING DEPARTMENT (Continued)  
STATEMENT OF INCOME AND EXPENDITURES \*  
For the Year Ended June 30, 1968

Job Charges to General Budget	\$	\$	\$137,082.00
Job Charges to Other Activities			
R. B. Ammons	75,778.61		
Student Organizations	5,424.43		
U of M Foundation Accounts	14,398.63		
Auxiliary Enterprises	7,459.02		
Montana Kaimin	31,764.01		
Students Cash Payments	7,315.76		
Associated Students' Store	2,128.60		
Personal Accounts	2,214.71		
Sentinel	18,207.62		
Business and State Organizations	2,018.06		
Montana State University	3,344.56		
U of M Federal Credit Union	377.96		170,431.97
Total Job Charges			\$307,513.97
Miscellaneous Income			600.00
Total Income			\$308,113.97
Cost of Services Rendered:			
Inventory July 1, 1967	38,703.16		
Purchases	126,197.83		
Cost of Goods Available for Use		164,900.99	
Less: Inventory June 30, 1967		56,111.51	
Cost of Services Rendered			108,789.48
Gross Profit from Job Charges			\$199,324.49
Operating Expenses:			
Salaries and Wages:			
Manager	12,000.00		
Clerical	33,564.25		
Administrative Assistants	10,963.12		
Craftsmen	88,888.33		
Labor	16,196.62		
P. E. R. S.	1,420.39		
Social Security	1,422.37		
Industrial Accident	547.79	165,002.87	
Other Operating Expenses:			
Equipment Maintenance	6,570.02		
Travel	1,112.45		
Petty Equipment	551.80		
Laundry	236.39		
Postage	234.31		
Miscellaneous	325.95		
Office Supplies	265.81		
Telephone	101.56		
Dues and Memberships	157.50		
Indirect Costs	2,369.68	11,925.47	176,928.34
Net Income			\$ 22,396.15
Less: Capital Equipment Purchased			8,899.01
Net Increase to Reserve			\$ 13,497.14

\* Printing Department Income and Expense includes Clerical Service, formerly a separate enterprise.



## AUXILIARY ENTERPRISES

## FORESTRY LUBRECHT CAMP

## BALANCE SHEET

June 30, 1968

## Assets

Cash	\$	\$ 1,414.98
Total Assets		<u>\$ 1,414.98</u>

## Liabilities and Reserves

Reserve July 1, 1967	\$ 510.80	
Add: Operating Gain	<u>904.18</u>	1,414.98
Less: Capital Expenditures		<u>- 0 -</u>
Total Liabilities and Reserves		<u>\$ 1,414.98</u>

## STATEMENT OF INCOME AND EXPENDITURES

For the Year Ended June 30, 1968

## Income:

Room Rent	\$ 3,635.11	\$
Group Rental	282.00	
Other Income	<u>500.00</u>	
Total Income		4,417.11

## Expenditures:

Books	140.00	
Equipment Repair	210.08	
Land Maintenance	305.58	
Building Repair	702.16	
Natural Gas for Laboratories	233.42	
Electricity	481.58	
Central Heating	76.69	
Telephone & Telegraph	62.15	
Freight and Express	527.37	
Petty Equipment	73.20	
Janitor Supplies	70.27	
Rentals	194.00	
Laundry	28.37	
Other Expenses	48.45	
Household Supplies	26.11	
Board	<u>333.50</u>	3,512.93
Excess Income over Expenditures		<u>904.18</u>
Less: Capital Expenditures		<u>- 0 -</u>
Net Increase to Reserve		<u>\$ 904.18</u>

FIELD HOUSE  
BALANCE SHEET

June 30, 1968

## Assets

Cash:		
Operating Balance	\$ 20,175.70	\$
Change Fund Advance	<u>1,650.00</u>	21,825.70
Accounts Receivable		300.00
Total Assets		<u>\$ 22,125.70</u>

## Liabilities and Reserves

Reserve July 1, 1967	\$ 17,966.01	\$
Less: Prior Year Events Expense	<u>495.17</u>	17,470.84
Plus: Operating Income 1967-68		5,102.46
Less: Capital Equipment		<u>447.60</u>
Total Liabilities and Reserves		<u>\$ 22,125.70</u>



FIELD HOUSE (Continued)  
STATEMENT OF INCOME AND EXPENDITURES  
For the Year Ended June 30, 1968

## Income:

Events Income (Schedule I)	\$ 15,920.15	\$
Varsity Basketball (Schedule II)	19,707.75	
Bowling Center (Schedule III)	21,220.60	
Chair Back Rentals - Net	46.60	
Telephone Commissions	83.34	
Other Income	377.32	
Concessions - Transfer of Funds In	3,700.00	
Total Income		61,055.76

## Expenditures:

Salaries and Wages	10,675.00	
Employee Benefits	830.38	
Chair Back Selling Expense	35.00	
Postage	19.25	
Telephone	580.33	
General Supplies	512.06	
Fire Insurance	698.90	
Office Supplies	83.92	
Equipment Maintenance	162.19	
Bond Audit	429.00	
Bookkeeping	208.22	
Events Expenditures (Schedule I)	6,160.81	
Varsity Basketball (Schedule II)	16,492.83	
Bowling Center Expenditures (Schedule III)	19,065.51	55,953.30
Excess Income Over Expenditures		5,102.46
Less: Capital Equipment		447.60
Net Increase to Reserve		\$ 4,654.86

## SCHEDULE I - EVENTS

Event	Income	Expense	Gain or (Loss)
Rouse - Rascom	\$ 2,577.96	\$ 155.52	\$ 2,422.44
Shrine Circus	4,976.13	3,895.62	1,080.51
Dog Show	297.85	175.92	121.93
The Macoys	324.75	186.12	138.63
The Strawberry Alarm Clocks	350.00	119.40	230.60
High School Basketball	750.00	406.62	343.38
Class C Tournament	1,850.00	510.86	1,339.14
Home Show	3,000.00	485.45	2,514.55
Grizzly Rodeo	743.46	81.01	662.45
Fifth Dimension	250.00	57.86	192.14
Forester's Ball	800.00	86.43	713.57
Total	\$ 15,920.15	\$ 6,160.81	\$ 9,759.34

## SCHEDULE II - VARSITY BASKETBALL

## Income:

General Admission		
Season Admission	\$ 7,768.75	\$
Total Income	11,939.00	

## Expenditures:

Salaries and Wages	934.70	
Postage	50.00	
Advertising	258.20	
Press Lunches	84.44	
Tickets	449.73	
Arena Costs	4,862.38	
Total Expenditures		6,639.45
Operating Gain		13,068.30
Less: Transfer to Athletics		9,853.38
Excess Income Over Expenditures		\$ 3,214.92



## AUXILIARY ENTERPRISES

FIELD HOUSE (Continued)  
STATEMENT OF INCOME AND EXPENDITURES  
For the Year Ended June 30, 1968

## SCHEDULE III - BOWLING

## Income:

Class Fees	\$ 8,607.00	\$
Open Lines	4,094.30	
League Lines	2,876.20	
Merchandise Rentals	534.70	
Merchandise Sales	51.00	
Game Room	2,606.70	
U of M Facilities Usage	2,400.00	
Locker Rent	<u>106.00</u>	21,275.90

## Cost of Merchandise Sold:

Beginning Inventory - July 1, 1967	55.30	
Add: Purchase for Year	<u>- 0 -</u>	
Merchandise Available for Sale	55.30	
Less: Ending Inventory	<u>- 0 -</u>	55.30
Gross Profit from Operation		<u>21,220.60</u>

## Expenditures:

Salaries and Wages	13,752.85	
Insurance	158.40	
Pinsetter Payments	4,100.00	
General Supplies	55.35	
Equipment Maintenance	388.60	
Laundry	99.98	
Rental Purchases	48.78	
Program Supplies	282.00	
Bookkeeping	<u>179.55</u>	19,065.51

Excess Income over Expenditures

\$ 2,155.09

GOLF COURSE  
BALANCE SHEET  
June 30, 1968  
Assets

Cash - University	\$ 4,119.18	\$
Change Fund	<u>200.00</u>	4,319.18
Inventory June 30, 1968		5,662.96
Accounts Receivable: Memberships	1,582.50	
Merchandise	<u>2,280.73</u>	3,863.23
Total Assets		<u>\$ 13,845.37</u>

## Liabilities and Reserves

Reserves July 1, 1967	\$ 11,058.70	\$
Add: Adjustments in Accounts Receivable & Inventory as of July 1, 1967	<u>2,184.08</u>	
Adjusted Reserve July 1, 1967	13,242.78	
Add: Operating Income	\$ 11,658.39	
Less: Capital Expenditures	<u>11,055.80</u>	602.59
Total Reserves		<u>\$ 13,845.37</u>

STATEMENT OF INCOME AND EXPENDITURES  
For the Year Ended June 30, 1968

## Income:

Merchandise Sales	\$	\$ 16,379.23	\$
Less: Cost of Goods Sold			
Inventory July 1, 1967	4,733.08		
Purchases	<u>14,033.29</u>		
Goods Available for Sale	18,766.37		
Less: Inventory June 30, 1968	<u>5,662.96</u>	13,103.41	



GOLF COURSE (Continued)  
STATEMENT OF INCOME AND EXPENDITURES (Continued)  
For the Year Ended June 30, 1968

Gross Profit - Merchandise Sales	\$	\$	\$ 3,275.82
Green Fees		15,087.85	
Season Memberships		15,154.40	
Session Cards		2,943.00	33,185.25
Rentals			1,155.25
Club Storage			30.50
Food Concessions		4,344.55	
Less: Purchases		3,983.38	361.17
Class Fees			2,393.50
Telephone Commission			13.85
House Rent Family Housing 1966-67			561.28
Golf Lessons			280.00
Other Income			4.65
Total Income			\$ 41,261.26
Expenditures:			
Salaries and Wages			
Manager	3,341.63		
Gardners	2,575.00		
Clerical	1,080.00		
Attendants	12,663.25		
Commissions	266.67		
Employee Benefits	1,207.83	21,134.38	
Supplies and Expense			
Advertising	107.78		
Bookkeeping	293.12		
Dues & Memberships	25.00		
General Operating	182.64		
Electricity	621.51		
Postage	40.19		
Telephone	259.73		
Office Supplies	508.05		
Vehicle Expense	456.20		
Fertilizer & Lawn Care	1,218.95		
Vehicle Insurance	122.72		
Petty Equipment	614.18		
Rental	15.45		
Trash Removal	49.00		
Class Room Supplies	470.56		
Equipment Maintenance	2,851.06		
Land Maintenance	500.07		
Building Maintenance	132.28	8,468.49	
Total Expenditures			29,602.87
Excess of Income over Expenditures			11,658.39
Less: Capital Equipment		2,928.56	
Land Improvement		5,043.95	
Building Improvements		3,083.29	11,055.80
Net Increase to Reserve			\$ 602.59



## AUXILIARY ENTERPRISES

GOLF COURSE  
STATEMENT OF INCOME AND EXPENDITURES  
For the Season Ending December 31, 1967

## INCOME:

Merchandise Sales	\$	\$ 15,542.50	\$	\$
Less: Cost of Goods Sold				
Beginning Inventory		2,061.84		
Purchases		<u>12,893.04</u>		
Goods Available for Sale		14,954.88		
Less Ending Inventory		<u>2,545.52</u>	<u>12,409.35</u>	3,133.14
Green Fees				13,623.80
Season Memberships				10,295.90
Session Cards				2,733.00
Merchandise Rental				1,069.30
Class Fees				644.00
Rental Property 1966-67				561.68
Club Storage				364.25
Sundry				4.25
Food Concessions		6,620.80		
Less: Food Concessions Purchases		<u>5,880.69</u>	<u>740.11</u>	
Operating Income				33,169.43

## EXPENDITURES:

Salaries and Wages				
Manager		4,099.97		
Gardner		2,964.99		
Attendants		13,778.47		
Employee Benefits		1,038.40		
Commissions - Lessons		<u>266.67</u>	22,148.50	
Supplies & Expense				
Fertilizer		1,329.39		
Electricity		751.24		
General Supplies and Expense		589.75		
Petty Equipment		453.17		
Class Room Expenditures		445.51		
Bookkeeping		411.93		
Office Supplies		390.53		
Gas and Oil		365.35		
Insurance		122.72		
Advertising and Publicity		102.50		
Telephone		86.10		
Garbage		28.50		
Postage		<u>25.05</u>	5,101.74	
Repairs & Maintenance				
Equipment		2,147.88		
Land		108.08		
Building		<u>68.05</u>	<u>2,324.01</u>	<u>29,574.25</u>
Net Profit From Operations				\$ 3,595.18
Less: Capital Equipment			3,500.85	
Capital Improvements - Land			2,388.05	
Capital Improvements - Buildings			<u>985.00</u>	<u>6,873.90</u>
Net Decrease to Reserves				<u>\$ 3,278.72</u>



INTERCOLLEGIATE ATHLETICS

## BALANCE SHEET

June 30, 1968

## Assets

Investments	\$	\$ 20,000.00	\$
Accounts Receivable *		<u>3,543.49</u>	
Total Assets			<u>23,543.49</u>

## Liabilities and Reserve

Accounts Payable to U of M	\$	\$	\$ 2,890.79
Reserve July 1, 1967	10,396.69		
Add: Operating Gain	<u>10,458.51</u>	20,855.20	
Less: Capital Expenditures		<u>202.50</u>	
Reserve June 30, 1968			<u>20,652.70</u>
Total Liabilities and Reserve			<u>\$ 23,543.49</u>

## STATEMENT OF INCOME AND EXPENDITURES

For the Year Ended June 30, 1968

## Income:

Student Appropriation (\$7.00 of Total Activity Fee)	\$	\$129,398.74	\$
Less: Transfer for Bookkeeping Service		2,516.74	126,882.00
Interest on Investments			2,351.02
Games and Meet Admissions and Guarantees			
Football		40,537.74	
Basketball		24,353.38	
Track		100.00	
Swimming		<u>57.50</u>	65,048.62
Other:			
Century Club			54,895.60
TV Receipts			50,226.35
Deposits			466.87
Cancelled Checks			<u>9.41</u>
Total Income			\$299,879.87

## Expenditures:

Administrative and General		
Salaries, Temporary and Part-time	11,776.42	
Awards	2,623.83	
Complimentary Tickets	2,292.00	
Dues	525.00	
Team Travel	850.00	
Gifts and Flowers	73.54	
Petty Equipment	46.95	
Newspapers and Publications	359.65	
Classroom Supplies	1,520.17	
Office Supplies and Expense	1,078.92	
Telephone and Telegraph	895.95	
Other Expenditures	1,178.99	
Postage	600.28	
Publicity and Public Relations	1,605.58	
Travel		
Teams	97,415.18	
Administrative	5,460.48	



## AUXILIARY ENTERPRISES

INTERCOLLEGIATE ATHLETICS (Continued)

## STATEMENT OF INCOME AND EXPENDITURES (Continued)

## Expenditures (Continued):

## Home Game and Meet Expense

Football	\$	\$ 26,308.39	\$
Basketball		17,194.76	
Track		227.82	
Baseball		733.56	
Tennis		5.37	
Swimming		21.34	
Wrestling		246.13	
Game Film		4,117.82	
Expendable Equipment		22,610.45	
Expenses to be Reimbursed		( 61.75)	
Squad Personnel			
Scholarship Grants		78,796.80	
Training Tables		6,160.00	
Medical Service and Casualty Insurance		4,757.73	289,421.36

Income Over Expenses			10,458.51
Less: Capital Equipment			202.50
Net Increase to Reserve			<u>\$ 10,256.01</u>

STUDENT UNION FEE FUND

## BALANCE SHEET

June 30, 1968

## Assets

Cash	\$	\$	<u>\$176,013.04</u>
Total Assets			<u>\$176,013.04</u>

## Liabilities and Reserves

Reserve July 1, 1967	\$	\$162,717.78	\$
Operating Gain 1967-68		<u>13,295.26</u>	
Total Liabilities and Reserve			<u>\$176,013.04</u>

STATEMENT OF INCOME AND TRANSFER  
For the Year Ended June 30, 1968

Student Fees	\$	\$198,570.19	
Transfers and Expenditures:			
Transfer to Student Union Operation		64,887.00	
Transfer to University Center Construction Fund		<u>120,387.93</u>	<u>185,274.93</u>
Net Increase to Reserve			<u>\$ 13,295.26</u>



UNIVERSITY THEATERBALANCE SHEET  
June 30, 1968

Assets			
Cash	\$	\$	\$ 990.90
Total Assets			<u>\$ 990.90</u>
Liabilities and Reserves			
Reserve July 1, 1967	\$	689.24	\$
Operating Gain 1967-68		<u>750.25</u>	1,439.49
Less: Capital Expense		307.00	
Capital Improvements		<u>141.59</u>	<u>448.59</u>
Total Liabilities and Reserves			<u>\$ 990.90</u>

STATEMENT OF INCOME AND EXPENDITURES  
For the Year Ended June 30, 1968

Income:			
Theatre Rentals	\$	\$	\$ 4,304.76
Expenditures:			
Operating			
Salaries and Wages		214.75	
Theatre Technicians		1,145.68	
Employee Benefits		<u>18.87</u>	1,379.30
General Expense	(	61.00)	
Liability Insurance		182.70	
Bookkeeping		31.58	
Piano Moving		356.95	
Maintenance		742.62	
Petty Equipment		216.37	
Rental		30.74	
Equipment Repair		193.37	
Advertising		10.00	
Sets and Lighting		<u>471.88</u>	<u>2,175.21</u>
Excess Income over Expenditures			<u>3,554.53</u>
			750.25
Less: Capital Equipment		307.00	
Building Improvement		<u>141.59</u>	<u>448.59</u>
Net Increase to Reserve			<u>\$ 301.66</u>



## AUXILIARY ENTERPRISES

## STUDENT UNION FACILITIES

## BALANCE SHEET

June 30, 1968

## Assets

Cash:			
Operating Balance	\$	\$ 7,040.69	\$
Change Fund Advance		<u>3,500.00</u>	10,540.69
Inventory	-		<u>604.60</u>
Total Assets			<u>\$ 11,145.29</u>

## Liabilities and Reserves

Reserve July 1, 1967	\$	\$ 7,645.41	\$
Add: Operating Gain for 1967-68		<u>3,757.59</u>	
		11,403.00	
Less: Capital Expenditures	219.16		
Capital Improvements	<u>38.55</u>	<u>257.71</u>	
Liabilities and Reserve			<u>\$ 11,145.29</u>

## STATEMENT OF INCOME AND EXPENDITURES

For the Year Ended June 30, 1968

Income:			
Student Fees	\$	\$ 64,887.00	\$
Grill Rental		4,200.00	
Room Rentals		473.00	
Merchandise Sales:			
Newspapers	2,824.85		
Postcards	444.99		
Stationery & Supplies	<u>1,079.92</u>	<u>4,349.76</u>	
		73,909.76	
Less: Cost of Goods Sold			
Inventory June 30, 1967	578.71		
Purchases	<u>3,237.98</u>		
Merchandise Available	3,816.69		
Less: Inventory June 30, 1968	<u>578.17</u>	<u>3,238.52</u>	70,671.24
Post Office Sales		2,027.44	
Less: Cost of Goods Sold			
Inventory June 30, 1967	100.30		
Purchases	2,000.00		
Meter Rent	<u>206.25</u>		
	2,306.55		
Less: Inventory June 30, 1968	<u>26.43</u>	<u>2,280.12</u>	( 252.68)



## STUDENT UNION FACILITIES (Continued)

## STATEMENT OF INCOME AND EXPENDITURES (Continued)

Telephone Commission	\$	\$ 333.91	\$
Vending Machines		3,784.12	
Sign Shop		419.08	
Other Income		<u>21.90</u>	<u>4,559.01</u>
Total Income			\$ 74,977.57
Expenditures:			
Salaries and Wages			
Director	19,641.39		
Clerks	23,215.74		
Janitor	8,820.69		
Temporary and Part-time Help	28.38		
Employee Benefits	3,535.22		
Over-time	<u>24.72</u>	55,266.14	
Office Supplies and Expense	358.79		
Garbage Service	260.00		
Telephone & Telegraph	891.82		
Subscription to Publications	70.00		
Association Dues	125.00		
Bond Service	63.34		
Janitor Supplies	374.74		
Records and Music	176.35		
Convention Travel	1,689.01		
Sundry Operating Supplies	363.01		
Publicity and Promotion	315.30		
Equipment Repair	732.97		
Building Maintenance	172.40		
Activities Cost	10,000.00		
Insurance	75.00		
Sign Shop	223.75		
Union Planning	<u>62.36</u>	<u>15,953.84</u>	
Total Expenditures			<u>71,219.98</u>
Excess Income Over Expenditures			3,757.59
Less: Capital Improvements		219.16	
Capital Expenditures		<u>38.55</u>	<u>257.71</u>
			<u>\$ 3,499.88</u>

## STUDENT I. D. FEE FUND

## BALANCE SHEET

June 30, 1968

## Assets

Cash	\$	\$	\$ 12,893.76
Total Assets			<u>\$ 12,893.76</u>

## Liabilities and Reserve

Reserve June 30, 1968			<u>\$ 12,893.76</u>
-----------------------	--	--	---------------------



## AUXILIARY ENTERPRISES

STUDENT I. D. FEE FUND (Continued)STATEMENT OF INCOME AND EXPENDITURES

For the Year Ended June 30, 1968

Income:			
Fees	\$	\$	\$ 17,555.82
Expenditures:			
Salaries and Wages			
Secretaries and Clerks		147.31	
Social Security		6.52	
Industrial Accident		.29	
		<u>          </u>	
Total Salaries and Wages			154.12
Operating Expenses:			
Equipment Repair		19.55	
Office Supplies and Expense		15.00	
Omnibus Cards		4,372.09	
Petty Equipment		101.30	
		<u>          </u>	
Total Operating Expenses			4,507.94
Total Salaries and Operating Expense			<u>4,662.06</u>
Excess Income Over Expenditures			<u>\$ 12,893.76</u>

SWIMMING POOLBALANCE SHEET

June 30, 1968

## Assets

Cash	\$	\$	\$ 14,900.12
Change Fund			32.00
Accounts Receivable *			<u>850.00</u>
Total Assets			<u>\$ 15,782.12</u>

## Liabilities and Reserves

Reserve July 1, 1967	\$ 10,232.30	\$	\$
Operating Gain 1967-68	<u>9,430.11</u>	19,662.41	
Less: Capital Expenditures		<u>3,880.29</u>	
Total Liabilities and Reserves			<u>\$ 15,782.12</u>

STATEMENT OF INCOME AND EXPENDITURES  
For the Year Ended June 30, 1968

Income:			
Admissions - General	\$	\$ 14,955.00	\$
A.S.U.M. Facilities Usage		2,000.00	
Class Fees		418.00	
Lessons		11,108.50	
Merchandise Rentals		107.53	
Pool Rental		3,013.00	
Sauna		1,069.50	
Miscellaneous		<u>20.00</u>	
Total Income			\$ 32,691.53

\* This figure represents admissions income which was stolen from the Swimming Pool. Recovery from the Insurance Company has not been made at year end.



SWIMMING POOL (Continued)

## STATEMENT OF INCOME AND EXPENDITURES (Continued)

## Expenditures:

## Operating

Salaries and Wages	\$ 14,239.03	\$	\$
Lesson Commissions	1,544.33		
Employee Benefits	<u>269.75</u>	16,053.11	
Advertising	766.44		
Chemicals	505.56		
General	143.92		
Office Supplies	106.04		
Laundry	373.96		
Public Liability Insurance	769.20		
Bookkeeping	167.84		
Bond Service	382.59		
Postage	6.18		
Travel	777.39		
Equipment Repair	1,302.46		
Program Equipment	573.29		
General Pool Repair	278.23		
Merchandise for Rental	22.33		
Janitor Supplies	243.15		
Pool Tickets	118.75		
Telephone & Telegraph	111.31		
Freight, Express & Shipping	25.00		
Sponsored Activities	<u>534.67</u>	<u>7,208.31</u>	<u>23,261.42</u>

Excess Income Over Expenditures \$ 9,430.11

Less: Capital Equipment 3,819.68  
Capital Improvements 60.61 3,880.29

Net Increase to Reserve \$ 5,549.82

VEHICLE REGISTRATION FEEBALANCE SHEET

June 30, 1968

## Assets

Cash \$ \$ \$ 3,334.90  
Total Assets \$ 3,334.90

## Liabilities and Reserves

Operating Income \$ \$ 3,334.90 \$  
Less: Capital Expenditures - 0 -  
Total Liabilities and Reserves \$ 3,334.90

## STATEMENT OF INCOME AND EXPENDITURES

For the Year Ended June 30, 1968

## Income:

Fees \$ \$ \$ 30,891.00

## Expenditures:

Transfer of Funds Out - Parking Lot Improvement 27,556.10

Excess Income Over Expenditures \$ 3,334.90

Less: Capital Expenditures - 0 -

Reserve June 30, 1968 \$ 3,334.90



## FELLOWSHIPS, SCHOLARSHIPS AND PRIZES - EXPENDABLE INCOME FUNDS

(See University of Montana Foundation for Additional Scholarships)

	Balance July 1, 1967	Receipts Interest Earnings, Gifts	Disbursements Awards Etc.	Balance June 30, 1968
Fellowships				
Endowed				
Ryman, J.H.T. - Economics & Sociology	\$ 2,236.93	\$ 778.72	\$	\$ 3,015.65
Scholarships				
Endowed				
Bonner, E. L.	352.69	335.02	250.00	437.71
Thompson, Silas Raymond, Jr.	99.95	260.06	175.00	185.01
Total Endowed Scholarships	( 452.64)	( 595.08)	( 425.00)	( 622.72)
Gifts				
African-American Institute		2,606.00	2,606.00	
Air Force Aid Society	5.40	5,695.00	5,700.40	
A.A.U.W. - Foreign Students	18.20		18.20	
American Foundation for Pharmacy	31.04	600.00	600.00	31.04
American Legion Auxiliary		100.00	100.00	
Associated Dean of Students	843.74	13.45		857.19
A.W.S. - Van Blaricom	63.00			63.00
Bell Manufacturing Co.	300.00	300.00	300.00	300.00
B.P.O. Elks (Missoula)	136.00	775.00	866.00	45.00
B.P.O. Elks (National Foundation)	481.50	6,400.00	5,535.00	1,346.50
B.P.O. Elks (State)				
Mont State Elks Assn		200.00	200.00	
B.P.O.E. Hamilton		125.00	125.00	
B.P.O.E. Butte		250.00	250.00	
Betty Crocker Scholarship	722.37	500.00	1,222.37	
Olaf J. Bue Award	10.59	653.63	650.00	14.22
Bureau of Indian Affairs		29,673.52	29,050.85	622.67
Business Professional Scholarship		550.00	453.40	96.60
Class of 1959	41.09			41.09
Conrad Nat. Bank - Kalispell	400.00	400.00	400.00	400.00
Convo Annual Awards	100.00	- 100.00		
Cowbells Scholarship		200.00	200.00	
Croatian Fraternal Foundation		150.00	150.00	
Daughters of American Revolution	150.00		150.00	
Degree of Honor Scholarship		200.00	200.00	
Delta Kappa Gamma		525.00	250.00	275.00
Diehl Lumber Co.	450.00	500.00	741.00	209.00
Dixon Memorial		400.00	200.00	200.00
Eddy's Bakery	386.75	100.00	100.00	386.75
Evangelical Lutheran Synod	43.50			43.50
Exchange Club	6.25	300.00	206.00	100.25
Extension Homemakers		400.00		400.00
Faculty Women's Club	136.00	350.00	150.00	336.00
Farmers Union Scholarship		250.00	250.00	
Flathead Co. Home Demonstration Club	200.00		200.00	
F.M.C. Corporation		100.00	100.00	
Foreign Students - General Account	198.97	12,344.99	12,143.90	400.06
Forestry Club	478.93	415.00	300.00	593.93
Fortin Foundation		480.00	480.00	
Fremou Memorial		400.00	200.00	200.00
Future Homemakers of America		125.00	125.00	
Hart Albin Co.	400.00		350.00	50.00



FELLOWSHIPS, SCHOLARSHIPS AND PRIZES - EXPENDABLE INCOME FUNDS  
(See University of Montana Foundation for Additional Scholarships)

	Balance	Receipts	Disbursements	Balance
	July 1, 1967	Interest	Awards	June 30, 1968
		Earnings, Gifts	Etc.	
Scholarships (Continued)				
Gifts (Continued)				
High School Scholarships:				
Broadwater Co. High School	\$	\$ 75.00	\$ 75.00	\$
Cut Bank Public School	50.00		50.00	
Flink Board of Education		200.00	200.00	
Kremlin Commercial Club		150.00	150.00	
New Trier Township High School		400.00	400.00	
Piscataway Township High School		200.00	200.00	
Plains High School		70.00	70.00	
South Salem High School		200.00	200.00	
So. H. S. Assoc. Student Body		150.00	150.00	
Wallace Public School		100.00	100.00	
Home Demonstration Clubs	150.00		150.00	
Hoerner - Waldorf		1,400.00	700.00	700.00
Intermountain Lumber Co.		850.00	350.00	500.00
Jaycee's Scholarship	172.40			172.40
J. Neils Lumber Co.	150.00	1,500.00	1,650.00	
John Acropolis Foundation		1,300.00	1,300.00	
Journalism, Dean Stone Awards:				
Billings Advertising Club		450.00		450.00
Mont. Cable T.V. Assoc.		250.00	250.00	
Journalism Directors		300.00	300.00	
Journalism - Mont Broadcasters		300.00	150.00	150.00
Journalism - Mont Press Assoc.	450.00	450.00	450.00	450.00
Journalism - C. G. Rochon	560.41	30.26		590.67
Ketcham, G. W., Memorial	600.00		450.00	150.00
Kellogg, W. K., Foundation	2,005.08	74.02		2,079.10
Kiwanis Club		425.02	425.02	
Kohner, Wm. G. (Forestry)		237.06		237.06
Lennes, N. J. (Math)	25.00	- 25.00		
Lewistown Jayceens	50.00			50.00
Lions Clubs		300.00	250.00	50.00
McLaughlin Foundation		1,000.00	1,000.00	
M. E. A. Scholarships:				
Missoula County	100.00		100.00	
Ravalli County		110.00	110.00	
Midland National Bank		594.10	594.10	
Miss America Pageant		238.00	238.00	
Miss Montana Scholarship	42.86	869.00	869.00	42.86
Miss U. of M. Contest	26.00	100.00	100.00	26.00
Missoula Trades & Labor Council	33.97	500.00	186.00	347.97
Msla. Assn. of Insurance Agents	100.00		100.00	
Missoula Mercantile Co.	350.00	350.00	350.00	350.00
Mont. Assn. Life Underwriters	400.00		400.00	
Montana Bankers Assoc.	8.00	700.00	400.00	308.00
Mont. Bldg. & Loan League	474.80	400.00	400.00	474.80
Mont. Insurance Education Fund		400.00	400.00	
Montana Home Economics Assoc.		125.00	125.00	
Montana Mercantile		350.00	350.00	
Montana Power Co.	224.75	224.75	350.00	99.50
Mu Phi Epsilon		50.00	50.00	
Nat. Council of Jewish Women		400.00	400.00	
Nat. Merit Scholarship Corp.	767.00	350.00	250.00	867.00
Newspaper Distributors of Chicago	12.00			12.00
North American Benefit Assoc.		250.00	250.00	



## FELLOWSHIPS, SCHOLARSHIPS AND PRIZES - EXPENDABLE INCOME FUNDS (Continued)

	Balance	Receipts	Disbursements	Balance
	July 1, 1967	Interest	Awards	June 30, 1968
		Earnings, Gifts	Etc.	
Scholarships (Continued)				
Gifts (Continued)				
Officers Wives Club	\$ 20.00	\$	\$	\$ 20.00
P.O. E. Chapter H Scholarship		400.00	250.00	150.00
P.O. E. International Peace Scholarship		250.00	107.00	143.00
Pharmacy, School of	128.62	750.00	375.00	503.62
Plum Creek Lumber Co.	350.00	350.00	350.00	350.00
Potlatch Forest Products	44.29	300.00	344.29	
Presser, Theodore, Foundation	96.75	400.00	496.75	
Prudential Federal Savings & Loan	350.00	350.00	350.00	350.00
P. T. A. Montana Congress		200.00	200.00	
P. T. A. Scholarships:				
Anchorage, Alaska	200.00			200.00
Charlo P. T. A.	8.50			8.50
E. P. Post & V. F. W.		100.00	100.00	
Florence Carlton		100.00	100.00	
H. A. Hagg	200.00			200.00
Noxon		150.00	150.00	
Ryegate		50.00	50.00	
Simms		75.00	75.00	
Pullman Educational Foundation		750.00	750.00	
Real Estate Boards of Montana	113.25	100.00	150.00	63.25
Rocky Mountain Lumber Co.	350.00	350.00	350.00	350.00
R.O.T.C. Scholarships		17,782.50	17,906.50	124.00 O.D.
Rubie, O. R., Foundation	434.50	350.00	350.00	434.50
Sears Roebuck Foundation		300.00	300.00	
Skogmo Foundation		350.00	350.00	
State Institutions - Welfare	131.57	2,057.63	2,113.50	75.70
Tanan of Spurs		50.00	50.00	
Treacy Company	83.00	2,875.00	2,743.00	215.00
U.S. Dept of Interior, B.I.A.	2,225.73	807.80	1,889.93	1,143.60
U.S.F.S. Scholarships		800.50	800.50	
United Scholarship Service		100.00	131.78	- 31.78 O.D.
V. A. Public Law #815		2,641.50	3,096.50	- 455.00 O.D.
V.F.W. Auxiliary		300.00	300.00	
Vocational Rehabilitation	- 336.50	336.50		
Watkins, Gordon & Anna	2,450.00	1,800.00	1,764.00	2,486.00
Webster, Barbara	18.00			18.00
Whitefish Students Fund	37.00			37.00
Womens' Clubs:				
Corvallis Womens' Club		100.00	100.00	
Jr. Dept. Msla. Womens' Club		100.00		100.00
Kootenai B.P.W. Club		75.00	75.00	
Madison Valley Womens' Club		100.00	75.00	25.00
Missoula Civic Symphony		100.00	80.00	20.00
Mont Federation of Womens' Clubs		200.00	200.00	
Plains Womens' Club		100.00	24.75	75.25
Silver Bow Co. Med. Society		100.00	100.00	
Valdez Scholarship Foundation		150.00	150.00	
Womens' Club of Missoula		50.00		50.00
	( 19,260.31)	(118,680.23)	(116,413.74)	( 21,526.80)



## FELLOWSHIPS, SCHOLARSHIPS AND PRIZES - EXPENDABLE INCOME FUNDS (Continued)

	Balance July 1, 1967	Receipts Interest Earnings, Gifts	Disbursements Awards Etc.	Balance June 30, 1968
Prize Funds				
Endowed				
Aber, W. M. - Oratory	\$ 9.70	\$ 53.52	\$ 40.62	\$ 22.60
Bennett, Philo S. - Essay	261.25	59.90		321.15
Class of 1904	41.36	40.81	20.00	62.17
Duniway, Pres. C. A. - Books	- 4.52	20.40		15.88
Joyce, Annie Lewis, Memorial	39.07	12.80		51.87
Total Endowed Prize Funds	( 346.86)	( 187.43)	( 60.62)	( 473.67)
Gifts				
Pi Mu Epsilon - Mathematics	124.73		60.70	64.03
Smith, David B. - Memorial	25.00	50.00	25.00	50.00
Total Prize Fund Gifts	( 149.73)	( 50.00)	( 85.70)	( 114.03)
	\$ 22,446.47	\$ 120,291.46	\$ 116,985.06	\$ 25,752.87

## Fund Balance Reconciliation:

Scholarships and Prizes (University	\$	\$ 15,109.80
Scholarships and Prizes (State Treasurer Account 519400)		5,510.62
J. H. T. Ryman Fellowship (State Treasurer Account 510310)		3,015.65
Montana Trust & Legacy Deposits (Expendable Income Only)		
Silas R. Thompson		99.91
W. K. Kellogg Foundation		1,451.89
C. G. Rochon Scholarship		565.00
		<u>2,116.80</u>
		<u>\$ 25,752.87</u>

## STUDENT AID PROGRAMS

	Balance July 1, 1967	Receipts	Disbursements	Balance June 30, 1968
Educational Opportunity Grant	\$ 4,725.00	\$ 161,350.00	\$ 105,894.00	\$ 60,181.00
Health Professor Scholarship	3,020.00	11,932.00	13,086.00	1,866.00
On Campus Federal Work Study Program	46,969.45	92,230.55	139,200.00	
Off Campus Federal Work Study Program		538,881.51	508,343.19	30,538.32
Matching Funds	107.00		107.00	
Total Student Aid Program	\$ 54,821.45	\$ 804,394.06	\$ 766,630.19	\$ 92,585.32







	Fund Balance	Increases	Decreases	Fund Balance	Consisting of		
	July 1, 1967			June 30, 1968	Cash	Notes Receivable	Invested
<u>General, Unrestricted</u>	\$ 283.71	\$ 1.36	\$ - - -	\$ 285.07	\$ 82.57	\$ 202.50	\$ - - -
No restrictions other than for undergraduate students, 2% interest to maturity, 6% thereafter.							
<u>Law School Foundation</u>	1,111.06	22.58	- - -	1,133.64	477.57	323.96	332.11
No interest if paid at maturity, 7% thereafter. Requires a signed note with a co-signer.							
<u>Missoula Alumni Association</u>	- - -	- - -	- - -	- - -	- - -	- - -	- - -
No restriction, evidence of need, interest rate 3% increased to 5% after maturity.							
<u>Cascade County Bar Association</u>	203.50	- - -	- - -	203.50	203.50	- - -	- - -
Available to law student from Cascade County, Montana. Loaned for a maximum of five years, no interest for one year after graduation and 7% until maturity. Interest paid only on one-half of the grant, inasmuch as there will be a legal obligation to pay only one-half of the grant on or before the five year period from date of loan. There will be a moral obligation to repay the other one-half.							
<u>National Defense Fund</u>	718,300.14	205,507.66	20,450.74	903,357.06	18,573.69	884,783.37	- - -
"To stimulate and assist in the establishment at institutions of higher education of funds for the making of low interest loans to students in need thereof to pursue their courses of study in such institutions." Special consideration to students with a superior academic background. Available to students accepted for admission as a full-time student or be a full-time student on either the undergraduate or graduate level. Not to exceed \$1,000 in any one year and a total of \$5,000.							
<u>Charlotte Russell Memorial</u>	2,783.29	50.19	- - -	2,833.48	310.61	2,232.34	290.53
Available to students in the School of Law.							
<u>Scottish Rite Mason Club of Missoula</u>	978.92	.59	- - -	979.51	966.79	12.72	- - -
Restrictions:							
Limit of \$75 to any one student. Loans subject to approval of the donor organization president.							



	Fund Balance July 1, 1967	Increases	Decreases	Fund Balance June 30, 1968	Cash	Notes Receivable	Invested
<u>Glen A. Smith Memorial</u> Available to deserving students in the School of Forestry or in the field of Wildlife Technology who have completed three quarters of satisfactory study in either of such fields. Loans limited to duration of not more than one year and may not exceed \$250. Interest rate 4% and 6% after graduation or withdrawal from school.	\$ 1,024.36	\$ - - -	\$ - - -	\$ 1,024.36	\$ 774.36	\$ 250.00	\$ - - -
<u>Henry Strong Educational Foundation</u> Available to juniors, seniors and graduate students, excluding those obtaining a classical education. Interest of 3% after graduation or date of leaving the University prior to graduation. Not to exceed \$1,000 in any one year and a total of \$3,000.	36,209.76	490.53	2,549.00	34,151.29	1,888.43	32,262.86	- - -
<u>Western Montana Medical Association</u> Available to students in the School of Law.	531.75	7.00	- - -	538.75	538.75	- - -	- - -
<u>Western Montana Bar Association</u> Available to students in the School of Law.	200.00	- - -	- - -	200.00	200.00	- - -	- - -
<u>Gilbert Heyfron Loan Fund</u> Available to students in the School of Law	1,187.80	94.46	- - -	1,282.26	230.55	1,051.71	- - -
<u>W. K. Kellogg Foundation</u> Available to worthy students in the course of medical technology for junior or above standing. Limited to \$300 in any one year and a total not exceeding \$600 to any one student. Interest rate 2% until one year after completion of hospital training; 6% thereafter.	2,918.15	- - -	- - -	2,918.15	2,918.25	(.10)	- - -
<u>Turner Memorial</u> Available to girls of Turner Hall. Loan shall be administered by the president, treasurer and social director of Turner Hall. Loan shall be interest free with date of repayment to be determined by the above officers.	197.00	- - -	- - -	197.00	100.00	97.00	- - -
<u>Clifton Worthen Memorial</u> Available to deserving juniors, seniors or graduates in the School of Education and who are graduates of Missoula County High School. Loan is interest free and will be paid back one year after receiving degree. Winner to be determined by a MEA committee of MCHS in conjunction with committee from School of Education.	350.00	- - -	- - -	350.00	350.00	- - -	- - -



	Fund Balance July 1, 1967	Increases	Decreases	Fund Balance June 30, 1968	Consisting of		
					Cash	Notes Receivable	Invested
<u>Montana Bankers</u>	\$ 2,964.26	\$ 73.52	\$ 45.50	\$ 2,992.28	\$ 923.78	\$ 2,068.50	\$ - - -
Receivables transferred from Helena to University. All proceeds from collections to be used for USAF matching funds.							
<u>Kappa Psi Loan Fund</u>	222.80	- - -	- - -	222.80	22.80	200.00	- - -
Available to all members of Kappa Psi. Loans of up to \$50 per quarter may be made at no interest up to maturity and 7% thereafter. Approval of loans rests with the loan board of Kappa Psi.							
<u>Kappa Omicron Phi Loan Fund</u>	210.00	75.00	- - -	285.00	285.00	- - -	- - -
Available to Home Economics major entering her junior or senior year, having an overall grade point of 2.5 or above. Interest rate will be 3% before maturity, 6% after maturity.							
<u>C. P. Brooks</u>	- - -	50.00	- - -	50.00	50.00	- - -	- - -
Available to students in the School of Law. Interest free on a one year maturity basis.							
TOTALS	\$821,935.58	\$210,985.04	\$ 23,245.24	\$1,009,675.38	\$ 28,848.01	\$965,824.29	\$ 15,003.08



## LOAN RECORD

Year Ended June 30, 1968

	Outstanding July 1, 1967		New Loans		Loans Paid Amount	Outstanding June 30, 1968		Delinquents		
	No.	Amount	No.	Amount		No.	Amount	One Year or Less	One to Two Years	Older
Alumni Association	7	\$ 793.00	1	\$ 150.00	\$ 110.23	7	832.77	\$ 153.96	\$ 300.00	\$ 228.81
American Assoc. of University Women-Missoula (AAUW)	3	550.00	0	- - -	288.96	2	261.04	261.04	- - -	- - -
Assoc. Students of U of M	202	23,902.59	319	46,450.09	36,848.41	273	33,504.27	9,006.65	2,518.50	1,108.89
Assoc. Women Students	2	325.00	1	150.00	- - -	3	475.00	- - -	325.00	- - -
Class of 1923	0	- - -	1	250.00	- - -	1	250.00	- - -	- - -	- - -
Dean of Students	22	901.12	64	10,241.26	8,537.26	24	2,605.12	1,844.00	140.00	221.12
Forestry Club	32	6,500.04	16	2,750.00	4,838.81	26	4,411.23	660.24	608.64	142.10
General	4	232.95	0	- - -	30.45	3	202.50	- - -	- - -	202.50
Law School Foundation	4	575.84	0	- - -	251.88	3	323.96	- - -	- - -	323.96
National Defense Fund	957	713,482.85	457	214,494.00	43,193.48	1265	884,783.37	10,805.57	3,405.39	1,771.01
Charlotte Russell Memorial	12	1,794.33*	10	2,000.00	1,561.99	11	2,232.34	250.00	282.34	- - -
Scottish Rite Mason Club of Missoula	3	45.94	0	- - -	33.22	1	12.72	- - -	- - -	12.72
Glen A. Smith Memorial	0	- - -	1	250.00	- - -	1	250.00	- - -	- - -	- - -
Henry Strong Educational Foundation	109	32,570.96	29	8,585.00	8,893.10	97	32,262.86	1,955.92	1,955.92	3,912.17
Missoula Alumni Association	0	- - -	0	- - -	- - -	0	- - -	- - -	- - -	- - -
Cascade County Bar Assoc.	0	- - -	0	- - -	- - -	0	- - -	- - -	- - -	- - -
Gilbert Heyfron Memorial	5	1,185.00	1	300.00	433.29	4	1,051.71	300.00	201.71	250.00
Clifton Worthen Memorial	0	- - -	0	- - -	- - -	0	- - -	- - -	- - -	- - -
Turner Memorial	0	- - -	1	197.00	100.00	1	97.00	- - -	- - -	- - -
W. K. Kellogg Foundation	1	91.83	0	- - -	91.93	1	( .10)	- - -	- - -	- - -
Montana Bankers	17	2,210.55	0	- - -	142.05	15	2,068.50	- - -	- - -	711.11
Kappa Omicron Phi	1	- - - *	0	- - -	- - -	0	- - -	- - -	- - -	- - -
Kappa Psi	1	50.00	4	200.00	50.00	3	200.00	- - -	- - -	- - -
Western Montana Medical Association	3	531.00	0	- - -	531.00	0	- - -	- - -	- - -	- - -
Western Montana Bar Assoc.	1	200.00	0	- - -	200.00	0	- - -	- - -	- - -	- - -
TOTALS	1,386	\$785,943.00	905	\$286,017.35	\$106,136.06	1738	\$965,824.29	\$ 25,237.38	\$ 9,737.50	\$ 8,884.39

\*July 1, 1967 balance misstated on 1967 fiscal report - \$200.00.



## STATEMENT OF LOAN FUNDS

Year Ended June 30, 1968

	Balance July 1, 1967	Additions		Income from Investments	Deductions		Balance June 30, 1968
		Gifts	Interest		Notes Charged Off	Transfers Out	
Alumni Association	\$ 867.85	\$ - - -	\$ 10.05	\$ - - -	\$ - - -	\$ - - -	\$ 877.90
American Assoc. of University Women - Missoula (A. A. U. W.)	581.29	- - -	21.55	- - -	- - -	- - -	602.84
Assoc. Students of U. of M.	25,327.69	9.60	897.28	- - -	200.00 <sup>3</sup>	- - -	26,034.57
Associated Women Students	2,441.14	- - -	10.00	- - -	- - -	- - -	2,451.14
Class of 1923	291.25	- - -	- - -	- - -	- - -	- - -	291.25
Dean of Students	829.00	.55	- - -	- - -	- - -	- - -	829.55
Forestry Club	21,920.86	3,296.75 <sup>1</sup>	168.85	197.52	- - -	- - -	25,583.98
General	283.71	- - -	1.36	- - -	- - -	- - -	285.07
Law School Foundation	1,111.06	- - -	8.12	14.46	- - -	- - -	1,133.64
National Defense Fund	718,300.14	201,939.89 <sup>2</sup>	3,567.77	- - -	14,113.74 <sup>4</sup>	6,337.00 <sup>7</sup>	903,357.06
Charlotte Russell Memorial	2,783.29	- - -	37.55	12.64	- - -	- - -	2,833.48
Scottish Rite Mason Club of Missoula	978.92	- - -	.59	- - -	- - -	- - -	979.51
Glen H. Smith Memorial	1,024.36	- - -	- - -	- - -	- - -	- - -	1,024.36
Henry Strong Education Foundation	36,209.76	11.52	479.01	- - -	2,549.00 <sup>5</sup>	- - -	34,151.29
Cascade County Bar Association	203.50	- - -	- - -	- - -	- - -	- - -	203.50
Western Montana Medical Association	531.75	- - -	7.00	- - -	- - -	- - -	538.75
Western Montana Bar Association	200.00	- - -	- - -	- - -	- - -	- - -	200.00
Gilbert Heyfron Memorial	1,187.80	- - -	94.46	- - -	- - -	- - -	1,282.26
Clifton Worthen Memorial	350.00	- - -	- - -	- - -	- - -	- - -	350.00
Turner Memorial	197.00	- - -	- - -	- - -	- - -	- - -	197.00
W. K. Kellogg Foundation	2,918.15	- - -	- - -	- - -	- - -	- - -	2,918.15
Montana Bankers	2,964.26	- - -	73.52	- - -	45.50 <sup>6</sup>	- - -	2,992.28
Kappa Psi	222.80	- - -	- - -	- - -	- - -	- - -	222.80
Kappa Omicron Phi	210.00	75.00	- - -	- - -	- - -	- - -	285.00
C. P. Brookes	- - -	50.00	- - -	- - -	- - -	- - -	50.00
TOTALS	\$821,935.58	\$205,383.31	\$ 5,377.11	\$ 224.62	\$ 16,908.24	\$ 6,337.00	\$1,009,675.38

1. Gift from Foresters' Ball \$1,500.00; transferred from Forestry Club \$1,594.25; dividend from Western Federal Savings \$202.50.
2. Federal Funds \$180,000.00; matching funds \$21,939.89.
3. Death cancellation \$200.00.
4. Teacher cancellation \$11,858.74; death cancellations \$1,655.00; bankruptcy write-off \$600.00.
5. Death cancellation \$2,549.00.
6. Death cancellation \$45.50.
7. Administrative expense \$6,169.00; balancing adjustment \$168.00.



## PLANT FUNDS

SUMMARY OF CHANGES IN PLANT FUNDS

## I. Unexpended Plant Funds

Balance of Funds July 1, 1967	\$	\$	\$4,382,436.66
-------------------------------	----	----	----------------

## Receipts:

Gifts		250.00	
Other Sales and Services		2,910.00	
Sale of Bonds		3,090,000.00	
Legislative Appropriation		3,025,000.00	
Student Building Fees		166,000.00	
Transfer of Funds In:			
University Operating Budget	26,572.78		
University of Montana Foundation	3,200.00		
Research Grants	9,000.00		
Auxiliary Enterprises			
Food Services	164,553.49		
Residence Halls	72,192.50		
Family Housing	21,491.49		
Student Union Fee Fund	220,937.93		
Alumni Association	3,000.00		
Aber Hall	578.88		
Vehicle Fee Fund	27,556.10	549,083.17	6,833,243.17

Total To Be Accounted For			\$11,215,679.83
---------------------------	--	--	-----------------

## Disbursements:

Loan Repayments	\$2,700,000.00	
Transfer to Reserve	123,600.00	
Transfer to Interest & Sinking Fund	22,471.69	
Capital Improvements - Buildings	3,638,530.01	
Capital Improvements - Land	30,046.83	
Equipment	190,377.90	
Transfer to Operating Fund	17,491.60	
Transfer to Health Science	6,422.92	6,728,940.95

Balance June 30, 1968			<u>\$4,486,738.88</u>
-----------------------	--	--	-----------------------

## II. Retirement of Indebtedness Funds

Balance of Funds July 1, 1967	\$	\$	\$4,635,215.96
-------------------------------	----	----	----------------

## Receipts:

Student Fees	501,106.94	
Earning on Investments	219,388.90	
Accrued Interest on Sale of Bonds	25,271.69	
Proceeds From Bond Sales	123,600.00	
Transfer In: Current Funds	763,591.85	
Construction Funds	256,976.42	
Bond Sale for Reserve	23,672.11	1,913,607.91

Total To Be Accounted For			\$6,548,823.87
---------------------------	--	--	----------------

## Disbursements:

Note Payments	4,429.11	
Bond Payments	377,000.00	
Interest	948,050.91	
Purchase of Property	24,925.00	
Bond Service and Miscellaneous	991.95	
Transfer Out to Building Funds	517,911.14	1,873,308.11

Balance June 30, 1968			<u>\$4,675,515.76</u>
-----------------------	--	--	-----------------------



## PLANT FUNDS

I. INTEREST AND INCOME FUND (State Treasurer)

Income From Federal Land Grant Pledged to Land Grant  
and Student Fee Bonds (Library Extension and Health  
Center)

Cash Balance July 1, 1967		\$ 17,254.33
Receipts		<u>57,734.17</u>
Total to be Accounted For		\$ 74,988.50
Disbursements:		
Transfer to Land Grant & Student Fee Bonds '55, I & S Fund		<u>19,925.30</u>
Cash Balance June 30, 1968		<u><u>\$ 55,063.20</u></u>

II. BUILDING FEE FUND

Cash Balance July 1, 1967	\$		
University		1,817.50	
State Treasurer		<u>13,639.34</u>	\$ 15,456.84
Receipts:			
Fee Income			<u>98,690.20</u>
Total to be Accounted For			\$ 114,147.04
Disbursements:			
Watson Property	\$		
Principal		1,718.21	
Interest		<u>191.59</u>	\$ 1,909.80
Maloney Property			
Principal		1,000.00	
Interest		<u>780.00</u>	1,780.00
Jesse Property			
Principal		1,710.90	
Interest		<u>1,220.22</u>	2,931.12
Transfers to:			
Field House, Interest & Redemption Fund		57,357.85	
Student Activity Fee Fund, University		<u>18,948.05</u>	<u>82,926.82</u>
Cash Balance June 30, 1968			
University	\$	7,218.75	
State Treasurer		<u>24,001.47</u>	<u><u>\$ 31,220.22</u></u>

III. STUDENTS U OF M 1960 BUILDING FEE FUND (University)

Cash Balance July 1, 1967			\$291,024.22
Receipts:			
General Fee		\$299,831.34	
Special Non-Resident Fee		<u>83,637.35</u>	<u>383,468.69</u>
Total to be Accounted For			\$674,492.91



## PLANT FUNDS

III. STUDENTS U OF M 1960 BUILDING FEE FUND (University)(Continued)

## Disbursements

Primary Costs	\$	22.80	
Bond Service Costs		464.15	
Audit Fee		400.00	
Property Appraisal Fees		75.00	
Legal Fees		30.00	
Property Acquisitions:			
Allen Property		<u>24,925.00</u>	\$ 25,916.95

## Transfers to:

First National Bank of Missoula - Trustee			
Student Bldg Fee Revenue Bonds-1963, I & S		131,457.83	
University of Montana			
Renovate Ceramics Laboratory		39,550.00	
Track Facilities/South Campus		<u>227,000.00</u>	<u>423,924.78</u>

Cash Balance June 30, 1968

\$250,568.13IV. FIELD HOUSE BONDS, SERIES A AND B (State Treasurer)

Interest & Redemption Bonds Series A & B	Reserve Fund Series A & B
--	---------------------------------

Fund Balances July 1, 1967

\$ 65,370.05      \$ 76,624.53

## Receipts:

Transfer From Building Fee Fund	57,357.85	- - -
Transfer From Operating Fund	- - -	- - -
Investment Income	1,852.15	3,059.50
Discount of Bonds Redeemed	<u>- - -</u>	<u>- - -</u>

Total to be Accounted For

\$ 124,580.05      \$ 79,684.03

## Disbursements:

Interest Payments	\$ 25,502.50	\$ - - -
Bonds Redeemed	36,000.00	- - -
Commission	<u>- - -</u>	<u>- - -</u>

Total Disbursements

\$ 61,502.50      \$ - - -

Fund Balances June 30, 1968

Cash	\$ 9,607.04	\$ 613.46
Invested	<u>53,470.51</u>	<u>79,070.57</u>

V. LAND GRANT AND STUDENT FEE BONDS (State Treasurer)

Interest & Redemption Funds 1955 Issue-Ser A	Reserve Fund
--	-----------------

Fund Balances July 1, 1967

\$ 24,097.50      \$ 32,469.56

## Receipts:

Transfers in From:		
Interest and Income Fund	19,925.30	- - -
Health Service Fund	- - -	- - -
Investment Income	<u>622.70</u>	<u>1,338.15</u>

Total to be Accounted For

\$ 44,645.50      \$ 33,807.71



## PLANT FUNDS

V. LAND GRANT AND STUDENT FEE BONDS (State Treasurer)(Continued)

	Interest & Redemption Funds 1955 Issue-Ser A	Reserve Fund
Disbursements:		
Interest Payments	\$ 7,956.00	\$ - - -
Bonds Redeemed	10,000.00	- - -
Commissions	- - -	- - -
Total Disbursements	\$ 17,956.00	- - -
Fund Balances June 30, 1968		
Cash	\$ 8,623.07	\$ 157.33
Invested	18,066.43	33,650.38

VI. REVENUE BONDS OF 1956

	First National Bank - Missoula Interest & Redemption Fund	Reserve Fund	State Treasurer Interest & Redemption Fund
Cash or Fund Balance, July 1, 1967	\$ - - -	\$263,597.80	\$115,300.00
Receipts:			
Transfer from U of M 1960 Bldg Fee Fund	- - -		
Transfers from Operating Funds			
Food Service	80,066.00		
Residence Halls	41,667.00		
Family Housing	41,667.00		
Total Transfers In	(163,400.00)		
Revenue From Investments	- - -	11,162.59	
Transfers From Trustee	- - -	- - -	163,400.00
Total To Be Accounted For	\$163,400.00	\$274,760.39	\$278,700.00
Disbursements:			
Transfer to Reserve of Rev. Bonds 1964		10,974.19	
Transfer to Reserve of Rev. Bonds 1963-A		9,617.89	
Transfer to Reserve of Rev. Bonds 1963-B		3,080.03	
Transfer to State Treasurer	163,400.00		
Bonds Redeemed			65,000.00
Interest Paid			99,375.00
Total Disbursements	\$163,400.00	\$ 23,672.11	\$164,375.00
Fund Balances June 30, 1968			
Cash	\$ - - -	\$ 7,422.67	\$114,325.00
Invested	- - -	243,665.61	- - -

VII. SWIMMING POOL REVENUE BONDS (State Treasurer)

	Interest & Redemption Fund	Reserve Fund
Fund Balances July 1, 1967	\$ 21,105.77	\$ 23,804.41
Receipts:		
Transfers In		
Operating Fund - Swimming Pool	- - -	- - -
Student Activity Fee Fund	18,948.05	
Investment Income	700.80	947.76
Total To Be Accounted For	\$ 40,754.62	\$ 24,752.17



## PLANT FUNDS

VII. SWIMMING POOL REVENUE BONDS (State Treasurer)(Continued)

	Interest & Redemption Fund	Reserve Fund
Disbursements:		
Interest Payments	\$ 11,156.25	
Bonds Redeemed	9,000.00	
Commissions	- - -	
Total Disbursements	\$ 20,156.25	
Fund Balances June 30, 1968		
Cash	\$ 1,533.42	\$ 267.50
Invested	19,064.95	24,484.67

VIII. REVENUE BONDS OF 1957

	First National Bank-Missoula Interest & Redemption Fund	Reserve Fund	State Treasurer Interest & Redemption Fund
Cash or Fund Balance July 1, 1967	\$	\$ 39,782.36	\$ 23,612.91
Receipts:			
Transfers From Operating Funds			
Food Service	15,349.26	- - -	- - -
Residence Halls	7,987.87	- - -	- - -
Family Housing	7,987.87	- - -	- - -
Total Transfers In	( 31,325.00)	- - -	- - -
Revenue From Investments	- - -	1,586.85	- - -
Transfers From Trustee	- - -	- - -	31,325.00
Total To Be Accounted For	\$ 31,325.00	\$ 41,369.21	\$ 54,937.91
Disbursements:			
Transfer to State Treasurer	\$ 31,325.00	\$ - - -	\$ - - -
Bonds Redeemed	- - -	- - -	15,000.00
Interest Paid	- - -	- - -	16,728.75
Total Disbursements	\$ 31,325.00	\$ - - -	\$ 31,728.75
Fund Balances June 30, 1968			
Cash	\$ - - -	\$ 677.70	\$ 23,209.16
Invested	- - -	40,691.51	- - -

IX. REVENUE BONDS OF 1960

## A. Construction Fund (Final Report)

## 1. Summary of Cash Receipts and Disbursements

Cash Balance July 1, 1967	\$ 6,422.92
Receipts	- - -
Total To Be Accounted For	\$ 6,422.92
Disbursements:	
Transfer to Health Science Renovation - Legislative Appropriation 1965-67	6,422.92
Fund Balance June 30, 1968	\$ - - -



## PLANT FUNDS

IX. REVENUE BONDS OF 1960 (Continued)

## B. Interest &amp; Redemption &amp; Reserve Fund

	First National Bank Minneapolis Escrow Agent	First National Bank Missoula Depository		State Treasurer
	Escrow Account	Interest & Redemption Fund	Reserve Fund	Interest & Redemption Fund
Cash Balance July 1, 1967	\$2,278,129.74	\$113,782.00	\$171,519.71	\$ 331.25
Receipts:				
Transfer from Escrow Agent				148,437.50
Income on Investment	90,976.67	4,420.95	7,978.98	
Total to be Accounted For	\$2,369,106.41	\$118,202.95	\$179,498.69	\$148,768.75
Disbursements:				
Transfer to State Treasurer	\$ 148,437.50	\$	\$	\$
Interest Payments				109,662.50
Bonds Redeemed				39,000.00
Total Disbursements	\$ 148,437.50	\$	\$	\$148,662.50
Balance of Fund June 30, 1968	\$	\$	\$	\$
Cash	271.96	394.87	253.37	106.25
Invested	2,220,396.95	117,808.08	179,245.32	

X. REVENUE BONDS OF 1961

	First National Bank Missoula		State Treasurer
	Interest & Sinking Fund	Reserve Fund	Interest & Sinking Fund
Cash Balance July 1, 1967	\$	\$ 77,000.00	\$ 20,194.22
Receipts:			
Transfer from Operating Funds			
Food Service	23,861.82		
Residence Halls	12,417.84		
Family Housing	12,417.84		
Special Transfer to Interest & Sinking			10.00
Transfer from Trustee			48,697.50
Total Transfers In	( 48,697.50)		( 48,707.50)
Income on Investments		3,210.05	
Total to be Accounted For	\$ 48,697.50	\$ 80,210.05	\$ 68,901.72
Disbursements:			
Transfer to State Treasurer	\$ 48,697.50	\$	\$
Bonds Redeemed			15,000.00
Interest Paid			34,016.21
Total Disbursements	\$ 48,697.50	\$	\$ 49,016.21
Balance of June 30, 1968	\$	\$	\$
Cash		772.81	19,885.51
Invested		79,437.24	



## PLANT FUNDS

XI. STUDENT BUILDINGS FEE REVENUE BONDS OF 1963

	First National Bank Missoula		State Treasurer
	Interest & Sinking Fund	Reserve Fund	Interest & Sinking Fund
Cash Balance July 1, 1967	\$ 18,992.17	\$185,149.12	\$114,693.75
Receipts:			
Transfer From 1960 Student Building Fee	131,457.83		
Transfer From Trustee			150,450.00
Income on Investment	4,162.82	7,396.91	
Total to be Accounted For	\$154,612.82	\$192,546.03	\$265,143.75
Disbursements:			
Transfer to State Treasurer	\$150,450.00	\$	\$
Bonds Redeemed			65,000.00
Interest Paid			92,325.00
Total Disbursements	\$150,450.00	\$	\$157,325.00
Balance of Fund June 30, 1968			
Cash	\$ 3,160.89	\$ 402.17	\$107,818.75
Invested	1,001.93	192,143.86	

XII. REVENUE BONDS OF 1963 SERIES A

	First National Bank Missoula		State Treasurer
	Interest & Sinking Fund	Reserve Fund	Interest & Sinking Fund
Cash Balance July 1, 1967	\$	\$ 60,450.00	\$ 21,864.75
Receipts:			
Transfers from Operating Funds			
Food Service	26,859.32		
Residence Halls	13,977.84		
Family Housing	13,977.84		
Income From Investments		2,584.61	
Transfer from Trustee			54,815.00
Transfer from Reserve Fund of 1956		9,617.89	
Total to be Accounted For	\$ 54,815.00	\$ 72,652.50	\$ 76,679.75
Disbursements:			
Transfer to State Treasurer	\$ 54,815.00	\$	\$
Bonds Redeemed			15,000.00
Interest Paid			40,077.50
Total Disbursements	\$ 54,815.00	\$	\$ 55,077.50
Fund Balances June 30, 1968			
Cash	\$	\$ 9,942.35	\$ 21,602.25
Invested		62,710.15	



## PLANT FUNDS

XIII. REVENUE BONDS OF 1963 SERIES B

	First National Bank Missoula		State Treasurer
	Interest & Sinking Fund	Reserve Fund	Interest & Sinking Fund
Cash Balance July 1, 1967	\$	\$ 23,400.00	\$ 13,925.00
Receipts:			
Transfers from Operating Funds			
Food Service	12,017.24		
Residence Halls	6,253.88		
Family Housing	6,253.88		
Income from Investments		863.72	
Transfer from Reserve of Rev. Bonds - 1956		3,080.03	
Transfer from Trustee			24,525.00
Total to be Accounted For	\$ 24,525.00	\$ 27,343.75	\$ 38,450.00
Disbursements:			
Transfer to State Treasurer	\$ 24,525.00	\$	\$
Bonds Redeemed			5,000.00
Interest Paid			14,612.50
Total Disbursements	\$ 24,525.00	\$	\$ 19,612.50
Balance of Fund June 30, 1968			
Cash	\$	\$ 3,580.40	\$ 18,837.50
Invested		23,763.35	

XIV. REVENUE BONDS OF 1964 - FIRST SERIES

	First National Bank Missoula		State Treasurer
	Interest & Sinking Fund	Reserve Fund	Interest & Sinking Fund
Cash Balance July 1, 1967	\$	\$ 66,497.50	\$ 21,079.66
Receipts:			
Transfer from Operating Funds			
Food Service	37,667.91		
Residence Halls	19,605.12		
Family Housing	19,605.12		
Income From Investments		2,547.06	
Transfer From Trustee			76,878.15
Transfer From Revenue Bonds, 1956		10,974.19	
Total to be Accounted For	\$ 76,878.15	\$ 80,018.75	\$ 97,957.81
Disbursements			
Transfer to State Treasurer	\$ 76,878.15	\$	\$
Bonds Redeemed			41,000.00
Interest Paid			56,577.18
Total Disbursements	\$ 76,878.15	\$	\$ 97,577.18
Fund Balance June 30, 1968			
Cash	\$	\$ 11,203.56	\$ 380.63
Invested		68,815.19	



## PLANT FUNDS

XV. REVENUE BONDS OF 1964 - SECOND SERIES  
(Jesse Hall 37-D)

## A. Construction Fund (Final Report)

Cash Balance July 1, 1967	\$	\$144,246.72
Receipts:		
Interim Bank Loan	- - -	
Transfer From Operating Funds	- - -	
Sale of Bonds	- - -	- - -
Total To Be Accounted For		\$144,246.72
Disbursements		
Construction Costs (See B)	\$128,662.62	\$
Transfer to Reserve Fund	- - -	
Land	- - -	
Transfer to Operating Funds	15,584.10	
Repayment of Interim Bank Loan	- - -	144,246.72
Cash Balance June 30, 1968		\$ - - -

## B. Accumulative Record of Construction

	1964 - 66	1966 - 67	1967 - 68	Total
Primary Costs	\$ 6,281.62	\$ 1,367.27	\$ 5,006.62	\$ 12,655.51
Bond Service	35,125.00	21,997.73		57,122.73
Architect's Fee	85,410.00	9,015.50	661.01	95,086.51
General Contract	921,667.52	342,573.45	101,934.03	1,366,175.00
Electrical Contract	62,503.05	44,521.27	5,559.19	112,583.51
Plumbing Contract	223,994.81	30,911.31	15,501.77	270,407.89
Total Construction Costs	\$1,334,982.00	\$ 450,386.53	\$ 128,662.62	\$1,914,031.15

## C. Equipment

Cash Balance July 1, 1967	\$	- - -
Receipts:		
Transfer from University Housing Operating		198.99
Total To Be Accounted For	\$	198.99
Disbursements		
Equipment	\$ 198.99	
Cash Balance June 30, 1968		\$ - - -



## PLANT FUNDS

XV. REVENUE BONDS OF 1964 - SECOND SERIES (Continued)  
(Jesse Hall 37-D)

## D. Interest, Sinking and Reserve Fund

	First National Bank Missoula		State Treasurer
	Interest & Sinking Fund	Reserve Fund	Interest & Sinking Fund
Cash Balance July 1, 1967	\$	\$ 77,472.51	\$
Receipts:			
Transfers from Operating Funds			
Food Service	46,703.14		
Residence Halls	24,304.68		
Family Housing	24,304.68		
Transfer from Construction Fund			
Income from Investments		3,194.30	
Transfer from Trustee			95,312.50
Transfer from Construction Fund			
Accrued Interest on Sale of Bonds			
Total To Be Accounted For	\$ 95,312.50	\$ 80,666.81	\$ 95,312.50
Disbursements			
Transfer to State Treasurer	95,312.50		
Bonds Redeemed			25,000.00
Interest Paid			70,312.50
Total Disbursements	\$ 95,312.50	\$	\$ 95,312.50
Cash Balance June 30, 1968			
Cash	\$	\$ 685.31	\$
Invested		79,981.50	

XVI. REVENUE BONDS OF 1965  
(Married Students' Housing 42-D)

## A. Construction Fund (Final Report)

Cash and Invested Balance July 1, 1967	\$	\$	\$ 78,555.27
Receipts			
Transfer From Aber Hall		578.88	
Sale of Bonds		1,050,000.00	1,050,578.88
Total To Be Accounted For			\$1,129,134.15
Disbursements			
Payment of Bank Loan		900,000.00	
Construction Costs (See B)		164,662.46	
Transfer to I & S Fund		22,471.69	
Transfer to Reserve Fund		42,000.00	1,129,134.15
Cash Balance June 30, 1968			\$ - - -



## PLANT FUNDS

XVI. REVENUE BONDS OF 1965 (Continued)  
(Married Students' Housing 42-D)

## B. Accumulative Record of Construction

	1965 - 66	1966 - 67	1967 - 68	Totals
Primary Costs	\$ 1,966.70	\$ 5,361.43	\$ 2,894.06	\$ 10,222.19
Bond Service and Interest	- - -	- 18,566.43	30,778.99	12,212.56
Audit Expense Fee	- - -	4,600.00	234.25	4,834.25
Architect's Fee	32,659.00	7,975.31	4,864.88	45,499.19
General Contract	- - -	660,119.00	102,754.00	762,873.00
Electrical Contract	- - -	39,591.72	4,843.28	44,435.00
Plumbing Contract	- - -	143,263.00	18,293.00	161,556.00
	<u>\$ 34,625.70</u>	<u>\$842,344.03</u>	<u>\$164,662.46</u>	<u>\$1,041,632.19</u>

## C. Equipment

Cash Balance July 1, 1967		\$	\$ 19,290.68
Receipts:			
Transfer from Operating Funds		132.86	
Transfer from Phase I - 38 D			132.86
Total to be Accounted For			\$ 19,423.54
Disbursements			
Equipment			19,423.54
Cash Balance June 30, 1968			<u>\$ - - -</u>

## D. Interest, Sinking and Reserve Fund

	First National Bank Missoula		State Treasurer
	Interest & Sinking Fund	Reserve Fund	Interest & Sinking Fund
Cash Balance July 1, 1967	\$	\$	\$
Receipts:			
Transfer from Food Service	14,543.31		1,372.00
Transfer from Residence Halls	7,812.50		714.00
Transfer from Family Housing	7,812.50		714.00
Transfer from Construction			22,471.69
Accrued Interest on Bond Sale			12,950.00
Income from Investments		25.00	
Transfer from Trustee			30,168.31
Proceeds from Sale of Bonds		42,000.00	
Total To Be Accounted For	\$ 30,168.31	\$ 42,025.00	\$ 68,390.00
Disbursements			
Transfer to State Treasurer	\$ 30,168.31	\$	\$
Bonds Redeemed			37,000.00
Interest Payments			31,390.00
Total Disbursements	<u>\$ 30,168.31</u>	<u>\$</u>	<u>\$ 68,390.00</u>
Balance of Fund June 30, 1968	\$	\$ 439.72	\$
Cash		41,585.28	
Invested			



## PLANT FUNDS

XVII. REVENUE BONDS, SERIES 1966  
(Second High Rise Dormitory 43-D)

## A. Construction Fund

Cash and Invested Balance July 1, 1967	\$	\$	\$375,331.88
Receipts:			
Transfer from Operating Funds		9,000.00	
Sale of Bonds		<u>2,040,000.00</u>	<u>2,049,000.00</u>
Total To Be Accounted For			\$2,424,331.88
Disbursements			
Payment of Interim Bank Loan		1,800,000.00	
Construction Costs (See B)		506,600.84	
Transfer to Reserve Fund		<u>81,600.00</u>	<u>2,388,200.84</u>
Cash Balance June 30, 1968			<u>\$ 36,131.04</u>

## B. Accumulative Record of Construction

	<u>1965 - 66</u>	<u>1966 - 67</u>	<u>1967 - 68</u>	<u>Total</u>
Primary Costs	\$ 2,460.00	\$ 621.86	\$ 5,529.52	\$ 8,611.38
Bond Service		- 33,413.10	69,362.77	35,949.67
Audit Expense Fee		6,600.00	397.28	6,997.28
Architect's Fee	62,725.56	11,399.65	10,292.53	84,417.74
General Contract		1,150,762.77	321,237.23	1,472,000.00
Electrical Contract		83,530.83	14,268.56	97,799.39
Plumbing Contract		221,580.55	85,512.95	307,093.50
	<u>\$ 65,185.56</u>	<u>\$1,441,082.56</u>	<u>\$ 506,600.84</u>	<u>\$2,012,868.96</u>

## C. Equipment

Cash Balance July 1, 1967	\$	\$ 925.90
Receipts:		
Transfer from Food Service		40,915.00
Transfer from Residence Halls		21,292.50
Transfer from Family Housing		<u>21,292.50</u>
Total To Be Accounted For		\$ 84,425.90
Disbursements		
Equipment	\$ 78,798.17	\$
Transfer Funds Out to Operating	<u>407.50</u>	<u>79,205.67</u>
Cash Balance June 30, 1968		<u>\$ 5,220.23</u>



## PLANT FUNDS

XVII. REVENUE BONDS, SERIES 1966 (Continued)  
(Second High Rise Dormitory 43-D)

## D. Interest, Sinking and Reserve Fund

	First National Bank Missoula		State Treasurer
	Interest & Sinking Fund	Reserve Fund	Interest & Sinking Fund
Cash Balance July 1, 1967	\$	\$	\$
Receipts			
Transfer from Food Service	14,994.00		
Transfer from Residence Halls	7,803.00		
Transfer from Family Housing	7,803.00		
Transfer from Trustee			30,600.00
Proceeds from Sale of Bonds		81,600.00	
Income from Investments		1,050.00	
Total To Be Accounted For	\$ 30,600.00	\$ 82,650.00	\$ 30,600.00
Disbursements			
Transfer to State Treasurer	30,600.00		
Interest Payments			30,600.00
Total Disbursements	\$ 30,600.00	\$	\$ 30,600.00
Balance of Fund June 30, 1968			
Cash	\$	\$ 1,140.45	\$
Invested		81,509.55	

XVIII. REVENUE BONDS, SECOND SERIES 1966  
(University Center Building)

## A. Construction Fund

Cash & Invested Balance July 1, 1967	\$	\$	\$3,007,094.92
Receipts:			
Transfer from Food Service		123,638.49	
Transfer from Student Fees		120,387.93	244,026.42
Total To Be Accounted For			\$3,251,121.34
Disbursements			
Construction Costs (See B)		\$2,481,708.34	\$2,481,708.34
Cash & Invested Balance June 30, 1968			\$ 769,413.00

## B. Accumulative Record of Construction

	1965 - 66	1966 - 67	1967 - 68	Total
Primary Costs	\$ 2,388.00	\$ 177.95	\$	\$ 2,565.95
Bond Service		101,497.65	112,499.98	213,997.63
Architect's Fee	48,811.97	137,545.47	37,719.84	224,077.28
General Contract		661,649.09	1,459,842.87	2,121,491.96
Electrical Contract		31,684.05	274,488.99	306,173.04
Plumbing Contract		174,150.90	596,854.10	771,005.00
Audit Fees			302.56	302.56
	\$ 51,199.97	\$1,106,705.11	\$2,481,708.34	\$3,639,613.42



## PLANT FUNDS

XVIII. REVENUE BONDS, SECOND SERIES 1966 (Continued)  
(University Center Building)

## C. Equipment

Cash Balance July 1, 1967	\$	\$	\$134,977.20
Receipts:			
Fund Transfer			<u>      -      </u>
Total To Be Accounted For			\$134,977.20
Disbursements			
Equipment		<u>91,957.20</u>	<u>91,957.20</u>
Cash Balance June 30, 1968			<u>\$ 43,020.00</u>

## D. Interest, Sinking and Reserve Fund

	First National Bank Missoula		State Treasurer
	Interest & Sinking Fund	Reserve Fund	Interest & Sinking Fund
Cash Balance July 1, 1967	\$	\$175,410.01	\$184,631.25
Receipts:			
Transfer from Construction Fund			244,026.42
Accrued Interest on Sale of Bonds			
Earnings on Investment		<u>11,073.07</u>	
Total To Be Accounted For	\$	\$186,483.08	\$428,657.67
Disbursements - Interest Payments			<u>305,567.21</u>
Cash Balance June 30, 1968	\$	\$	\$
Cash		703.57	123,090.46
Invested		<u>185,779.51</u>	

XIX. UNIVERSITY COMPOSITE CONSTRUCTION FUND

## A. Summary of Receipts and Disbursements

Balance July 1, 1967	\$	\$	\$ 37,155.55
Receipts:			
Rentals	2,160.00		
Gifts	250.00		
Other Sales and Services	<u>750.00</u>	3,160.00	
Transfer of Funds In:			
Residence Halls Operation	50,900.00		
Alumni Association	3,000.00		
Student U of M 1960 Building Fund	266,550.00		
Research Grants	9,000.00		
U of M Foundation	3,200.00		
Vehicle Fee Fund	<u>27,556.10</u>	<u>360,206.10</u>	<u>363,366.10</u>
Total To Be Accounted For			\$400,521.65



## PLANT FUNDS

## XIX. UNIVERSITY COMPOSITE CONSTRUCTION FUND (Continued)

## A. Summary of Receipts and Disbursements (Continued)

Disbursements:			
Capital Improvements	\$	\$	\$
Land		30,046.83	
Building		164,334.11	
Transfer of Funds Out		<u>1,500.00</u>	<u>195,880.94</u>
Balance June 30, 1968			<u>\$204,640.71</u>

## B. Activity By Projects

	Balance July 1, 1967	Receipts	Disbursements	Balance June 30, 1968
Track/South Campus	\$	\$227,000.00	\$ 61,146.83	\$165,853.17
Chem-Pharm #101		3,200.00	2,852.19	347.81
Health Science Cold Room	500.00		500.00	
Parking Lots Improvement		27,556.10	28,559.62	1,003.52 Cr
Chem-Pharm, Room #10	258.30	4,000.00	3,379.29	879.01
Psychology Bldg. Renovation	1,441.65		1,082.41	359.24
Biological Research Building	19,855.01	250.00	19,832.42	272.59
Chemistry Renovations	8,809.22	5,000.00	12,847.65	961.57
Craig Hall Renovations	2,932.70	50,900.00	56,369.88	2,537.18 Cr
Ceramics Lab Renovations		40,300.00	905.60	39,394.40
Log Cabin Fund - Yellow Bay	358.67		177.25	181.42
Grizzly Circle	3,000.00		2,263.16	736.84
Community Center Renovation		2,160.00	4,828.83	2,668.83 Cr
Field House Doora			626.55	626.55 Cr
Mt. Sentinel Project		3,000.00	509.26	2,490.74
Total Projects	\$ 37,155.55	\$363,366.10	\$195,880.94	\$204,640.71

## XX. LEGISLATIVE APPROPRIATION 1965 - 1967

## A. Summary of Receipts and Disbursements

Balance July 1, 1967	\$	\$	\$	\$578,435.62
Transfer of Funds In:				
University Operating Budget				<u>17,439.92</u>
Total To Be Accounted For				\$595,875.54

## Disbursements:

Reversion to State General Fund			149,193.24	<u>149,193.24</u>
Capital Improvements - Buildings				
Balance June 30, 1968				<u>\$446,682.30</u>

## B. Activity By Projects

	Balance July 1, 1967	Receipts	Disbursements	Balance June 30, 1968
Renovate Health Science Bldg.	\$ 10,957.92	\$ 17,439.92	\$ 24,145.71	\$ 4,252.13
Construct Boiler Facilities	497,940.80		59,406.76	438,534.04
Construct Physical Plant Bldg.	69,536.90		65,640.77	3,896.13
Total of Projects	\$578,435.62	\$ 17,439.92	\$149,193.24	\$446,682.30



## PLANT FUNDS

XXI. LEGISLATIVE APPROPRIATION 1967 - 1969

## A. Summary of Receipts and Disbursements

Balance July 1, 1967

\$ - - -

## Receipts:

Appropriation 1967-68

3,025,000.00

Total To Be Accounted For

\$3,025,000.00

## Disbursements:

Capital Improvements - Buildings

43,368.40

Cash Balance June 30, 1968

\$2,981,631.60

## B. Activity By Projects

	Balance <u>July 1, 1967</u>	<u>Receipts</u>	<u>Disbursements</u>	Balance <u>June 30, 1968</u>
Science Complex	\$	\$2,800,000.00	\$ 34,656.60	\$2,765,343.40
Renovate Animal Complex		83,420.00	58.80	83,361.20
Campus Utility Plan		30,000.00	8,653.00	21,347.00
Biological Station		9,768.00		9,768.00
Various Campus Renovation Proj.		101,812.00		101,812.00
Total of Projects	\$	<u>\$3,025,000.00</u>	\$ <u>43,368.40</u>	<u>\$2,981,631.60</u>



UNIVERSITY OF MONTANA FOUNDATION  
Statement of Cash Receipts and Disbursements

	Cash Balance July 1, 1967	Transfer of Funds In	Income	Transfer of Funds Out	Expenditures	Cash Balance June 30, 1968
<u>Unrestricted Accounts</u>						
800-1 General Administrative	\$ 188.57	\$ 2,461.09	\$ 21,045.30	\$ - - -	\$ 23,559.70	\$ 135.26
800-2 President's Fund	1,041.10	8,596.30	812.79	1,045.00	5,889.68	3,515.51
800-5 Foundation Car	11.67	1,000.00	2,446.34	- - -	2,702.67	755.34
800-6 Grizzly Riders	1,681.67	250.00	7,330.22	- - -	9,381.00	- 119.11
800-8 Unrestricted Gifts	581.74	- - -	2,191.10	- - -	- - -	2,772.84
	( 3,504.75)	( 12,307.39)	( 33,825.75)	( 1,045.00)	( 41,533.05)	( 7,059.84)
<u>Restricted Accounts</u>						
<u>Giving Programs</u>						
801-1 Century Club Scholarship	2,940.31	- - -	47,068.00	49,272.10	200.00	536.21
801-2 Century Club Basketball	450.00	- - -	10,190.00	10,490.00	- - -	150.00
801-3 Century Club Football	- - -	- - -	1,500.00	1,500.00	- - -	- - -
802-1 Center for Natural Resources	10,174.27	- - -	10,161.89	- - -	6,656.19	13,679.97
802-5 Mosby House	- - -	835.51	- - -	- - -	835.51	- - -
803-1 Lubrecht Acquisition & Develop.	- - -	- - -	9,663.63	- - -	- - -	9,663.63
803-2 Howard House	- - -	- - -	175.00	- - -	- - -	175.00
	( 13,564.58)	( 835.51)	( 78,758.52)	( 61,262.10)	( 7,691.70)	( 24,204.81)
<u>Academic Developments</u>						
810-1 Archeology & Anthropology	391.81	- - -	52.00	- - -	80.97	362.84
810-2 Carl Koetter Fund	255.60	- - -	- - -	- - -	31.25	224.35
810-3 Forestry School	800.85	949.82	- - -	- - -	2,067.27	- 316.60
810-4 Business Advisory Council	- - -	692.52	20.00	- - -	101.65	610.87
810-5 Bureau of Bus & Econ Research	6,654.71	2,973.08	5,814.40	- - -	6,335.76	9,106.43
810-6 Chemistry	4,950.09	231.65	3,305.00	- - -	6,745.46	1,741.28
810-7 Friends of Library/Adm.	522.85	- - -	615.00	- - -	519.02	618.83
810-8 Friends of Library/Books	5,228.46	- - -	1,117.41	4,925.00	235.00	1,185.87
810-9 Hammond Prof of West History	536.11	6,199.95	5,370.05	- - -	7,545.88	4,560.23
811-1 Political Science	100.40	- - -	- - -	- - -	- - -	100.40
811-2 Law School	617.01	- - -	530.60	- - -	572.75	574.86
811-3 Fredrick Dossenbach - Law	215.38	- - -	73.68	- - -	- - -	289.06
811-4 Mont Real Estate Commission	15,800.67	- - -	9,089.81	- - -	2,699.56	22,190.92
811-5 Graduate School Research Project	2,571.07	- - -	2,400.00	- - -	3,865.40	1,105.67
811-6 Geology	324.69	- - -	1,919.80	- - -	714.11	1,530.38
811-7 Library Development	1,789.60	4,925.00	574.28	- - -	3,057.76	4,231.12
811-8 Communication Disorders	13,957.18	15,149.00	6,072.50	8,000.00	8,714.02	18,464.66
811-9 Music School Foundation	4,819.13	1,848.98	9,241.45	7,500.00	1,585.24	6,824.32
812-1 Pharmacy Gift Fund	1,104.44	- - -	645.90	473.00	322.00	955.34
812-2 Mobil Gift Fund	- - -	- - -	- - -	- - -	1.30	- 1.30
812-3 Speech	738.51	- - -	1,071.40	- - -	774.00	1,035.91
812-4 Micro - Smith, Kline & French	542.99	- - -	- - -	- - -	- - -	542.99
812-5 Physical Plant	481.12	- - -	759.54	- - -	126.15	1,114.51
812-6 Psychology	2,810.86	- - -	2,000.00	- - -	939.81	3,871.05



UNIVERSITY OF MONTANA FOUNDATION  
Statement of Cash Receipts and Disbursements

	Cash Balance July 1, 1967	Transfer of Funds In	Income	Transfer of Funds Out	Expenditures	Cash Balance June 30, 1968
<u>Restricted Accounts (Continued)</u>						
Academic Developments (Continued)						
812-7 Counseling	\$ 199.61	\$ - - -	\$ 1,500.00	\$ - - -	\$ 752.00	\$ 947.61
812-8 Foreign Language	1,591.30	- - -	- - -	- - -	179.88	1,411.42
812-9 Mathematics	8.20	- 530.00	2,300.00	- - -	1,597.42	180.78
813-1 Botany	2,783.06	- - -	4,402.00	- - -	744.26	6,440.80
813-2 Zoology	8,339.99	14.66	2,600.00	1,000.00	8,488.35	1,466.30
813-3 Wildlife Unit	1,117.88	- - -	2,419.71	- - -	1,399.07	2,138.52
813-4 Microbiology	2,157.98	- - -	3,300.00	- - -	1,556.95	3,901.03
813-5 Stella Duncan	- 761.01	- - -	4,300.00	- - -	82.56	3,456.43
813-6 Health & Physical Education	560.05	- - -	67.56	- - -	123.08	504.53
813-7 School of Education	1,374.49	- - -	7,713.72	- - -	5,025.45	4,062.76
813-8 Continuing Education	- - -	800.00	6,686.11	- - -	6,619.12	866.99
813-9 Education Lab Fund	447.60	213.75	479.75	- - -	127.25	1,013.85
814-1 Marathon Oil Foundation	- 20.29	- - -	20.29	- - -	- - -	- - -
814-2 School of Business - Accounting	1,070.49	- - -	1,091.00	- - -	989.54	1,171.95
814-3 Professional Travel	- - -	- - -	500.00	- - -	250.00	250.00
814-4 Faculty Development	- 11.04	- - -	178.55	- - -	- - -	167.51
814-5 Fine Arts	93.20	- - -	- - -	- - -	29.95	63.25
815-6 Computer Science	- - -	530.00	950.00	950.00	530.00	- - -
814-7 Public Service	- - -	- - -	400.00	- - -	250.71	149.29
814-8 Hill Prof of Business History	6,997.29	- - -	24,000.00	- - -	24,829.26	6,168.03
814-9 Geology - Atlantic Refining	1,163.50	- - -	1,000.00	- - -	550.00	1,613.50
815-1 School of Bus Adm Foundation	28.33	- - -	583.20	- - -	597.72	13.81
812-2 Reading Laboratory	213.75	- - -	- - -	- - -	213.75	- - -
815-4 History	300.00	- - -	- - -	- - -	291.17	8.83
815-5 Physics	- 4.64	- - -	- - -	- - -	- - -	- 4.64
815-6 Home Economics	231.85	- - -	100.00	- - -	- - -	331.85
815-7 Faculty Club	4.39	- - -	7.81	- - -	- - -	12.20
815-8 Law - Work Study	3.63	- - -	650.00	- - -	159.31	494.32
815-9 Philosophy	71.61	- - -	75.00	- - -	129.53	17.08
816-2 Conservation Education	237.26	- - -	- - -	- - -	- - -	237.26
816-3 Biological Station	- - -	187.50	1,544.00	- - -	1,727.53	3.97
816-4 Economics	- - -	- - -	300.00	- - -	300.00	- - -
816-5 Health Science	- - -	3,000.00	- - -	- - -	2,263.08	736.92
805-1 History Publications	- - -	5,000.00	300.00	- - -	20.00	5,280.00
802-6 Mansfield Lectures	- - -	2,783.47	87.41	- - -	2,870.88	- - -
889-1 Indian Services	2,083.31	3,040.50	50.00	- - -	3,803.56	1,370.25
811-1 P.C. Phillips - Library	1,630.01	- - -	281.25	- - -	25.15	1,886.11
	( 97,125.33)	( 48,009.88)	(118,560.18)	( 22,848.00)	(113,560.89)	(127,286.50)
Memorial Funds						
825-1 Waters	31.64	- - -	13.59	- - -	21.38	23.85
825-2 Calloway	295.80	- - -	- - -	- - -	295.80	- - -
825-3 Mirrielees	735.61	- - -	368.06	- - -	284.74	818.93



UNIVERSITY OF MONTANA FOUNDATION  
Statement of Cash Receipts and Disbursements

	Cash Balance <u>July 1, 1967</u>	Transfer of <u>Funds In</u>	<u>Income</u>	Transfer of <u>Funds Out</u>	<u>Expenditures</u>	Cash Balance <u>June 30, 1968</u>
<u>Restricted Accounts (Continued)</u>						
Memorial Funds (Continued)						
825-4 Mayo, A. W.	\$ 50.00	\$ - - -	\$ - - -	\$ - - -	\$ - - -	\$ 50.00
825-7 Zadra, Augie	- - -	- - -	484.50	- - -	- - -	484.50
825-8 Chinske, Eddie	- - -	- - -	30.00	30.00	- - -	- - -
825-9 Atkinson, E. A.	8.17	- - -	13.39	8.17	- 11	13.39
826-1 Griffiths, William	2.33	- - -	9.27	- - -	- - -	11.60
826-2 Bonner	63.28	- - -	18.18	- - -	- - -	81.46
826-3 McCall, Rod	60.84	- - -	37.34	- - -	75.00	23.18
826-4 Mollett	621.80	- - -	- - -	- - -	- - -	621.80
826-5 Pray, Charles N.	5.44	- - -	1.77	- - -	- - -	7.21
826-6 Ames, Walter	17.64	- - -	196.85	- - -	200.21	14.28
826-7 Dorsey, James	84.00	- - -	- - -	- - -	- - -	84.00
826-8 Severy, J. W.	20.85	- - -	12.41	- - -	- - -	33.26
826-9 Cremer - Geology	191.00	- - -	175.00	- - -	147.65	218.35
827-1 Cremer - Law	374.40	- - -	150.00	- - -	- - -	524.40
827-2 Gale, Lawrence	- - -	- - -	610.00	- - -	- - -	610.00
827-3 Durgin, Donald	- - -	- - -	178.00	- - -	69.19	108.81
827-4 Spaulding, Tom	- - -	- - -	100.00	- - -	- - -	100.00
827-5 Coffee, Oakley	- - -	- - -	1,200.00	- - -	- - -	1,200.00
	( 2,562.80)	( - - - )	( 3,598.36)	( 38.17)	( 1,093.97)	( 5,029.02)
Scholarship Funds						
830-1 Myrick - Hansen	7.06	- - -	25.51	- - -	15.00	17.57
830-2 Miller, Justin	- - -	- - -	142.24	- - -	75.00	67.24
830-3 Chemistry Faculty	49.08	- - -	84.95	50.00	- - -	84.03
830-4 Economics	12.05	- - -	- - -	- - -	- - -	12.05
830-5 Hammond	- 145.18	4,000.00	2,851.67	- - -	3,973.00	2,733.49
830-6 Frontier Writing	174.75	- - -	121.20	145.95	- - -	150.00
830-7 Fox	5,618.27	- - -	2,800.00	- - -	430.00	7,988.27
830-8 Thomas, B. T.	32.00	- - -	- - -	- - -	25.00	7.00
830-9 Law	1,333.25	1,706.00	5,830.00	250.00	4,373.50	4,245.75
831-1 Simmons, Kenneth	453.42	- - -	91.04	- - -	300.00	244.46
831-2 Coffee, Sid J.	1,752.70	- - -	868.73	- - -	600.00	2,021.43
831-4 Mann, Fred	107.00	- - -	- - -	- - -	107.00	- - -
831-5 Apoteke	56.00	- - -	- - -	- - -	- - -	56.00
831-6 Haynes	7,524.22	- - -	236.45	- - -	5,001.00	2,759.67
831-7 Anonymous for Girls	410.33	- - -	86.74	- - -	- - -	497.07
831-8 Cobb Foundation	750.01	- - -	- - -	- - -	750.00	.01
831-9 Frost, Marjorie	1,625.46	- - -	436.52	- - -	450.00	1,611.98
832-1 Reichel	644.77	- - -	582.23	- - -	267.00	960.00
832-2 Hetler	36.12	- - -	49.38	50.00	- - -	35.50
832-4 Wilson, Neil	459.79	- - -	429.30	- - -	210.00	679.09
832-5 Accounting	9.00	- - -	- - -	- - -	- - -	9.00
832-6 Wheeler, B. K.	294.06	- - -	168.58	- - -	300.00	162.64



UNIVERSITY OF MONTANA FOUNDATION  
Statement of Cash Receipts and Disbursements

	Cash Balance July 1, 1967	Transfer of Funds In	Income	Transfer of Funds Out	Expenditures	Cash Balance June 30, 1968
<u>Restricted Accounts (Continued)</u>						
Scholarship Funds (Continued)						
832-7 Galusha	\$ 1,269.50	\$ - - -	\$ 500.00	\$ - - -	\$ 500.00	\$ 1,269.50
832-8 Snyder	176.58	- - -	74.22	- - -	125.00	125.80
832-9 Milburn, Frank	511.02	- - -	1,175.68	- - -	472.20	1,214.50
833-1 Gebhart, J. B.	46.00	- - -	20.73	- - -	53.67	13.06
833-2 Dragstedt, C. R.	150.00	- - -	100.00	- - -	250.00	- - -
833-3 Vesely, David G.	- 100.00	- - -	200.00	- - -	100.00	- - -
833-4 Mulroney, Thomas	284.77	- - -	123.30	- - -	250.00	158.07
833-5 Lord, Melvin & Myrtle	89.21	- - -	181.88	- - -	300.00	- 28.91
833-6 Gute, Donald	128.19	- - -	1,221.32	- - -	333.00	1,016.51
833-7 Dargavel	200.00	- - -	200.00	- - -	200.00	200.00
833-8 Pray, Charles	238.64	- - -	181.88	- - -	197.00	223.52
834-1 Drama	40.00	- - -	- - -	- - -	- - -	40.00
834-2 Hoerner-Waldorf	1,850.00	- - -	1,050.00	- - -	1,600.00	1,300.00
834-3 McCulloh, Albyn E.	908.18	- - -	782.70	- - -	450.12	1,240.76
834-4 Castles, James B.	40.39	- - -	131.31	171.70	- - -	- - -
834-5 Buttrey	- - -	- - -	2,400.00	- - -	2,400.00	- - -
834-7 Wright, Luke	397.00	- - -	- - -	- - -	- - -	397.00
834-8 Holmes - McDowell	215.11	- - -	207.31	- - -	105.00	317.42
834-9 Mooney, Guy	- - -	- - -	250.00	- - -	250.00	- - -
834-6 Amici Excellentiae	1,428.00	- - -	955.55	1,428.00	1,881.50	- 925.95
835-1 Osco Drug	- - -	- - -	500.00	- - -	500.00	- - -
835-2 Simonson	- .68	- - -	18.19	- - -	- - -	17.51
835-3 Music	49.45	7,500.00	124.00	- - -	7,635.25	38.20
835-4 Maclay, Sam & Nellie	2.79	- - -	21.81	- - -	25.00	- .40
835-5 Dillon, Terry	142.01	- - -	207.21	- - -	- - -	349.22
835-6 Boldt, George	500.00	- - -	- - -	- - -	105.00	395.00
835-7 Martin, George	400.00	- - -	- - -	100.00	- - -	300.00
835-8 Marathon Oil	- - -	- - -	500.00	- - -	500.00	- - -
835-9 Crosby	- - -	- - -	361.00	- - -	361.00	- - -
836-1 Rector	- - -	- - -	10.00	- - -	- - -	10.00
836-2 Lennes	- - -	25.00	91.05	200.00	- - -	- 83.95
836-3 Johnson, Lester	- - -	- - -	1,500.00	- - -	- - -	1,500.00
836-4 Mansfield, Maureen & Mike	- - -	- - -	1,000.00	- - -	1,000.00	- - -
836-5 Dorsey / King	- - -	- - -	200.00	- - -	- - -	200.00
825-5 Sayer, George	383.22	- - -	- - -	- - -	150.00	233.22
	( 30,553.54)	( 13,231.00)	( 29,093.68)	( 2,395.65)	( 36,620.24)	( 33,862.33)
Loan Funds						
840-1 General	89.94	- - -	271.35	- - -	- - -	361.29
840-2 Butte AAUW	2,773.63	- - -	224.86	- - -	- 400.00	3,398.49
840-3 Pharmacy	2,274.69	- - -	1,370.17	- - -	500.00	3,144.86
840-4 Davis, Ada	11.91	- - -	161.75	- - -	- - -	173.66
840-5 Still Memorial	367.93	- - -	150.00	- - -	500.00	17.93



UNIVERSITY OF MONTANA FOUNDATION  
Statement of Cash Receipts and Disbursements

	Cash Balance <u>July 1, 1967</u>	Transfer of <u>Funds In</u>	<u>Income</u>	Transfer of <u>Funds Out</u>	<u>Expenditures</u>	Cash Balance <u>June 30, 1968</u>
<u>Restricted Accounts (Continued)</u>						
Loan Funds (Continued)						
840-6 Joint Memorial	\$ - 51.43	\$ - - -	\$ 324.71	\$ - - -	\$ - - -	\$ 273.28
840-7 Frazier Memorial	201.00	- - -	120.96	- - -	120.00	201.96
840-8 Foreign Student	406.35	- - -	1,564.50	- - -	1,549.50	421.35
840-9 Law	- - -	200.00	1,275.00	- - -	1,475.00	- - -
841-1 Carnel Memorial	758.90	- - -	- - -	- - -	250.00	508.90
	( 6,832.92)	( 200.00)	( 5,463.30)	( - - - )	( 3,994.50)	( 8,501.72)
Endowment Funds						
845-5 Frontier Writing Award	- - -	- - -	29.05	- - -	- - -	29.05
845-6 Gen Frank W Milburn Memorial	- - -	- - -	300.00	300.00	- - -	- - -
846-2 Sidney J Coffee Memorial	- - -	111.80	- - -	- - -	- - -	111.80
846-7 Thomas Mulroney Memorial	- - -	- - -	1,000.00	1,000.00	- - -	- - -
847-1 James B Castle	- - -	- - -	1,059.07	1,000.00	- - -	59.07
847-4 J W Severy Memorial	- - -	- - -	4.89	- - -	- - -	4.89
802-2 Mansfield Endowment	14,967.47	330.95	138,207.75	113,533.47	35,966.10	4,006.60
	( 14,967.47)	( 442.75)	(140,600.76)	(115,833.47)	( 35,966.10)	( 4,211.41)
✓ <u>Research: State &amp; Private</u>						
802-3 Hoffman-LaRoche Operations	80.25	- - -	85,928.85	- - -	88,962.27	- 2,953.17
802-4 Hoffman-LaRoche Construction	- - -	- - -	160,000.00	- - -	159,886.41	113.59
850-5 Nutrition Foundation - Zimmerman	- - -	- - -	- - -	- - -	1,250.00	- 1,250.00
851-1 State Highway - Law	2,594.16	- - -	3,451.38	- - -	3,858.85	2,186.69
851-3 State Highway - Swan	287.93	- - -	7,085.28	- - -	7,373.21	- - -
851-5 State Highway - Econ Corridor	534.81	- - -	4,818.16	- - -	5,352.97	- - -
851-6 State Planning Board-Bur of Bus	- - -	- - -	8,979.30	- - -	9,878.46	- 899.16
851-7 Mont Bureau of Mines - Ebinger	- - -	- - -	875.00	- - -	846.68	28.32
851-8 Mont Bureau of Mines - Silverman	- - -	- - -	1,625.00	- - -	1,385.08	239.92
852-2 Fish & Game - Wildlife Unit	515.09	- - -	19,000.00	9,200.00	11,227.09	- 912.00
852-3 Fish & Game - Atwell	37.37	9,200.00	- - -	- - -	9,366.66	- 129.29
852-4 Fish & Game - Taber	- - -	- - -	1,328.00	- - -	996.00	332.00
852-5 Bureau of Mines - Harris	- - -	- - -	- - -	- - -	500.00	- 500.00
852-6 State Dept Public Instr - Walters	- - -	- - -	332.40	- - -	405.65	- 73.25
852-8 State Planning Bd - Bur of Bus	- - -	- - -	- - -	- - -	198.00	- 198.00
853-1 Medical Research - Braun	247.19	- - -	- - -	- - -	- - -	247.19
853-2 Kidney Research - Braun	183.78	- - -	- - -	- - -	- - -	183.78
853-3 Freisheimer - Pharmacy	3,902.09	- - -	965.28	- - -	4,041.80	825.57
853-4 Freisheimer - Chemistry	4,582.13	- - -	965.28	- - -	34.75	5,512.66
853-5 Waldorf-Hoerner - Larch	56.25	- - -	- - -	- - -	- - -	56.25
853-6 Boone & Crockett	1,436.63	- - -	14.50	- - -	8.15	1,442.98
853-7 Wildlife Management Inst.	2,462.86	- - -	1,032.00	- - -	1,332.94	2,161.92
853-8 Wilderness Study	- 37.78	- - -	- - -	- - -	- 37.78	- - -
853-9 Waldorf-Hoerner - Shafizadeh	29,025.36	- - -	25,000.00	- - -	19,001.67	35,023.69
854-1 Nat. Audubon Society	592.16	- - -	- - -	- - -	- - -	592.16



UNIVERSITY OF MONTANA FOUNDATION  
Statement of Cash Receipts and Disbursements

		Cash Balance July 1, 1967	Transfer of Funds In	Income	Transfer of Funds Out	Expenditures	Cash Balance June 30, 1968
<u>Restricted Accounts (Continued)</u>							
Research: State & Private							
854-2	Nat. Legal Aid	\$ 2,121.13	\$ - - -	\$ 28,960.00	\$ - - -	\$ 22,393.71	\$ 8,687.42
854-3	Diamond Alkali - Stewart	- - -	- - -	4,500.00	- - -	2,562.50	1,937.50
854-4	School Planning Center	9,875.04	- - -	42,279.06	- - -	63,330.85	- 11,176.75
854-6	Schering Corporation - Curry	- - -	- - -	500.00	- - -	60.00	440.00
854-7	National Municipal League	885.06	- - -	2,500.00	- - -	1,123.51	2,261.55
854-8	West Mont Scientist Infor.	99.73	- - -	565.00	- - -	503.32	161.41
825-6	Arkwright Conservation	1,522.28	- - -	1,120.57	- - -	1,098.51	1,544.34
855-1	American Chemical Society	2,568.31	- - -	3,630.00	- - -	3,489.80	2,708.51
855-2	Sloan Foundation - Fessenden	- - -	- - -	4,898.34	- - -	93.00	4,805.34
855-3	Hoerner-Waldorf - Konizeski	272.04	- - -	600.00	- - -	268.27	603.77
855-4	Medical Plan Comm - Bur of Bus	385.00	- - -	- - -	- - -	385.00	- - -
855-7	Mont Heart Assoc - Pfeiffer	104.25	- - -	2,387.54	- - -	2,154.00	337.79
855-8	Mont Heart Assoc - Braun	- 254.59	- - -	135.00	- - -	- 119.59	- - -
855-9	Mont Heart Assoc - Braun	155.37	- - -	272.00	- - -	337.65	89.72
856-1	Intercounty Develop Corp-Bur Bus	2,294.00	- - -	- - -	110.95	2,183.05	- - -
856-2	Intercounty Develop Corp-Bur Bus	1,909.00	- - -	591.00	- - -	1,111.82	1,388.18
856-3	Batelle Contract - Ushijima	- - -	- - -	5,818.80	- - -	6,784.92	- 966.12
856-4	Market Research - Bolle	- 5,710.76	940.50	- - -	- - -	- - -	- 4,770.26
856-5	Flathead Lakers - Solberg	- - -	- - -	1,275.00	- - -	708.58	566.42
856-6	S & H Foundation - Law	- - -	- - -	2,000.00	- - -	1,602.08	397.92
856-7	Legal Aid Project	- - -	- - -	1,567.75	- - -	- - -	1,567.75
856-8	Mont Heart Assoc - Magar	- - -	- - -	2,950.00	- - -	3,747.07	- 797.07
856-9	Brown - Hazen - Magar	- - -	- - -	2,000.00	- - -	992.32	1,007.68
857-1	American Chemical Soc - Stewart	3,477.08	- - -	3,700.00	- - -	3,454.45	3,722.63
857-2	American Museum Nat History	297.20	- - -	- - -	- - -	297.20	- - -
857-3	N W Science Association	75.18	- - -	- - -	- - -	39.40	35.78
857-5	Stella Duncan	- 2.67	- - -	9,500.00	- - -	6,346.25	3,151.08
857-6	American Chemical Society	2,234.00	- - -	700.00	- - -	- - -	2,934.00
857-7	New York Research	195.55	- - -	- - -	- - -	16.78	178.77
857-8	New York Zoological Society	- - -	- - -	925.00	- - -	925.00	- - -
889-3	Montana Tax Study	46.80	- - -	- - -	- - -	45.11	1.69
889-4	Pharmaceology Research	- 99.23	- - -	- - -	- - -	- 99.23	- - -
890-1	Inst Social Science Research	1,270.43	1,337.18	4,610.00	- - -	2,280.15	4,937.46
890-5	Title 1 - Butte Survey	502.86	- - -	750.00	500.63	752.23	- - -
890-8	Labor Mobility Project	2,464.07	- - -	- - -	- - -	6,479.10	- 4,015.03
890-6	MCHS Survey	400.00	- - -	300.00	400.00	300.00	- - -
891-2	Vocational Rehabilitation	- - -	- - -	- - -	- - -	570.14	- 570.14
		( 73,587.41)	( 11,477.68)	(450,435.49)	( 10,211.58)	(462,085.81)	( 63,203.19)
Training							
851-9	State Board of Health	- - -	- - -	4,609.21	- - -	4,609.08	.13
859-1	Mead - Johnson	408.81	- - -	- - -	- - -	408.81	- - -
859-2	Secondary Science - Thomas	11,100.00	1,633.00	9,712.00	231.65	10,868.35	11,345.00



UNIVERSITY OF MONTANA FOUNDATION  
Statement of Cash Receipts and Disbursements

		Cash Balance <u>July 1, 1967</u>	Transfer of <u>Funds In</u>	<u>Income</u>	Transfer of <u>Funds Out</u>	<u>Expenditures</u>	Cash Balance <u>June 30, 1968</u>
<u>Restricted Accounts (Continued)</u>							
<u>Training (Continued)</u>							
859-3	Speech Pathology	\$ - - -	\$ - - -	\$ 675.00	\$ 487.00	\$ 1,540.00	\$- 1,352.00
859-4	Planning Institute-Waldron	- - -	- - -	1,456.50	- - -	1,106.85	349.65
859-5	Hoffman-LaRoche	- - -	- - -	2,100.00	- - -	437.50	1,662.50
859-6	Physical Therapy Develop.	= - -	- - -	1,999.99	- - -	- - -	1,999.99
		( 11,508.81)	( 1,633.00)	( 20,552.70)	( 718.65)	( 18,970.59)	( 14,005.27)
<u>Continuing Education</u>							
852-1	Fish & Game - Harris	- 238.37	- - -	11,500.00	- - -	12,323.03	- 1,061.40
854-9	Rockefeller Foundation-Hugo	- - -	- - -	9,400.00	- - -	9,400.00	- - -
855-5	Recreation Institute	- - -	52.00	2,252.39	83.55	1,176.81	1,044.03
855-6	Montana Broadcasters	3,976.56	- - -	8,727.67	596.30	4,630.29	7,477.64
890-4	Elderly for Teacher Aides	4,943.73	- - -	32,460.00	- - -	28,794.71	8,609.02
890-9	Bureau Employ. Service	- - -	- - -	15,783.39	- - -	14,060.39	1,723.00
891-1	Seminar Interviewing	- - -	- - -	9,562.09	- - -	8,367.59	1,194.50
893-1	Lumber Workshop	- - -	- - -	1,150.00	- - -	795.44	354.56
893-2	Electrical Engineers	- - -	- - -	1,182.55	- - -	- - -	1,182.55
893-3	Timber Prof. Mnfg.	- - -	- - -	1,263.95	- - -	600.00	663.95
893-4	Coronary Care	- - -	- - -	7.20	- - -	10.04	- 2.84
894-1	Title 1 - Police Photo	- - -	- - -	1,534.50	- - -	- - -	1,534.50
894-2	Title 1 - Library	- - -	- - -	2,475.00	- - -	1,748.12	726.88
894-3	Title 1 - Mental Health	- - -	- - -	3,583.80	- - -	3,014.99	568.81
894-4	Title 1 - Firemen	- - -	- - -	346.50	- - -	348.59	- 2.09
894-5	Title 1 - Municipal Handbook	- - -	- - -	4,202.10	- - -	410.74	3,791.36
894-8	Title 1 - Drug Usage	- - -	- - -	- - -	- - -	54.00	- 54.00
894-9	Title 1 - Juvenile Offenders	- - -	- - -	- - -	- - -	967.97	- 967.97
885-1	Title 1 - Photo Workshop	1,732.20	- - -	- - -	- - -	1,974.99	- 242.79
885-2	Title 1 - Pharmaceutical Serv.	467.50	- - -	2,450.00	- - -	1,476.69	1,440.81
885-3	Title 1 - Speech & Hearing	- 11.04	- - -	13,236.30	- - -	5,780.24	7,445.02
885-4	Title 1 - City County Planning	955.92	- - -	5,190.00	- - -	5,332.00	813.92
858-1	Montana Arts - Theater	- - -	- - -	13,503.00	1,931.19	11,571.81	- - -
858-2	Montana Arts - Dance	- - -	- - -	160.00	- - -	307.50	- 147.50
858-3	Montana Arts - String Quartette	- - -	- - -	800.00	- - -	800.00	- - -
858-4	Montana Arts - Student Quartette	- - -	- - -	80.00	- - -	87.00	- 7.00
858-5	Montana Arts - Fine Arts Camp	- - -	- 400.00	1,200.00	- - -	800.00	- - -
858-6	Montana Arts - Artists Camp	- - -	11.88	400.00	- - -	411.88	- - -
858-7	Montana Arts - Art Lecture	- - -	- - -	200.00	- - -	200.00	- - -
893-5	Audiology Workshop	- - -	- - -	100.00	- - -	100.00	- - -
		( 11,826.50)	(- 336.12)	(142,750.44)	( 2,611.04)	(115,544.82)	( 36,084.96)
<u>Research: Federal Funds</u>							
865-1	PHS WP824-01 - Nakamura	6,658.56	- - -	16,559.86	- - -	11,252.77	11,965.65
865-2	PHS AI7216-01 - Canham	7,085.56	- - -	6,945.00	261.92	6,403.05	7,365.59
865-3	PHS UI291-02 - Nakamura	21,291.69	- - -	16,942.00	1,636.67	18,665.63	17,931.39
865-4	PHS 13020 - Jennings	194.15	- - -	- 146.93	- - -	47.22	- - -



UNIVERSITY OF MONTANA FOUNDATION  
Statement of Cash Receipts and Disbursements

		Cash Balance July 1, 1967	Transfer of Funds In	Income	Transfer of Funds Out	Expenditures	Cash Balance June 30, 1968
Restricted Accounts (Continued)							
Research: Federal Funds (Continued)							
865-5	PHS NB6676 - Browman	\$ 23,392.94	\$ - - -	\$ 14,355.00	\$ - - -	\$ 18,611.52	\$ 19,136.42
865-6	PHS N2803A67 - Parker	35,763.00	- - -	- - -	750.00	33,831.65	1,181.35
865-7	PHS AI7668 - Nakamura	13,309.00	- - -	- - -	- - -	3,320.50	9,988.50
865-8	PHS AM11342 - Pfeiffer	9,531.68	- - -	7,372.00	- - -	10,913.19	5,990.49
865-9	PHS AM8386 - Fevold	21,757.28	- 1,117.92	31,640.00	- - -	25,705.90	26,573.46
866-1	PHS AI7083 - Nakamura	7,670.73	- - -	11,850.00	- - -	8,981.06	10,539.67
866-2	PHS 5077 - Juday	225.86	- - -	- - -	- - -	225.86	- - -
866-3	PHS AI5370 - Larson	37,331.91	- - -	60,384.00	- - -	52,539.44	45,176.47
866-4	PHS MH11183 - Babb	- 197.33	- - -	17,486.00	43.92	15,837.93	1,406.82
866-5	PHS AI4219 - Faust	7,814.87	- - -	- - -	- - -	7,676.18	138.69
866-6	PHS GM15860 - Fessenden	- - -	- - -	24,236.00	- - -	12,477.19	11,758.81
869-1	PHS 16502 - Larson	8,583.14	- - -	23,949.00	289.59	22,031.81	10,210.74
869-2	PHS 17650 - Parker	9,202.00	- - -	1,991.00	- - -	11,193.00	- - -
869-3	PHS 9392 - Fevold	14,598.54	- - -	18,489.00	1.80	15,691.23	17,394.51
870-1	NSF GB3010 - Templeton	5,411.58	- - -	- - -	95.74	5,315.84	- - -
870-2	NSF GP1553 - Fields	2,388.75	- - -	- - -	- - -	2,192.74	196.01
870-3	NSF G19730 - Jakobson	9,141.75	- - -	- - -	- - -	3,886.16	5,255.59
870-4	NSF GB3782 - Solberg	34,000.00	- - -	- - -	- - -	28,008.47	5,991.53
870-5	NSF GB6312 - CNR	- - -	- - -	30,000.00	- - -	19,076.86	10,923.14
870-6	NSF GP7511 - Manis	- - -	- - -	3,800.00	- - -	3,449.99	350.01
870-7	NSF GB6904 - Miller	- - -	- - -	25,700.00	- - -	9,196.23	16,503.77
870-8	NSF CB6844 - Chessin	- - -	- - -	24,000.00	- - -	1,596.29	22,403.71
870-9	NSF GB7349 - Gordon	- - -	- - -	24,800.00	- - -	5,047.35	19,752.65
871-1	NSF GP8270 - Stewart	- - -	- - -	18,800.00	- - -	- - -	18,800.00
871-2	NSF GP8299 - Woodbury	- - -	- - -	18,700.00	- - -	250.50	18,449.50
871-3	NSF GB7782 - Gaufin	- - -	- - -	15,000.00	- - -	- - -	15,000.00
872-1	NSF GP5808 - Banaugh	17,013.92	- - -	- - -	- - -	15,787.84	1,226.08
872-2	NSF BP4681 - Gordon	8,673.64	- - -	1,000.00	- - -	9,673.64	- - -
872-3	NSF GB5252 - Habeck	12,860.57	- - -	- - -	- - -	8,724.97	4,135.60
872-5	NSF GB5428 - Hoffman	14,001.98	- - -	- - -	- - -	5,242.75	8,759.23
872-6	NSF GB6089 - Craighead	32,949.71	- - -	- - -	- - -	11,937.30	21,012.41
872-7	NSF GA 986 - Peterson	21,328.93	- - -	- - -	- - -	5,411.49	15,917.44
872-8	NSF GB6421 - Fevold	24,892.09	- - -	- - -	- - -	12,961.59	11,930.50
872-9	NSF GY3658 - Alt	400.00	- - -	- - -	400.00	- - -	- - -
873-1	NSF GP7546 - Erickson	22,579.76	- - -	- - -	- - -	14,068.02	8,511.74
873-2	NSF GA1286 - Hyndman	- - -	- - -	37,800.00	- - -	11,447.69	26,352.31
880-1	U S Army - Whitehouse	- 390.43	2,054.00	- - -	- - -	1,663.57	- - -
880-2	AEC AT(45-1) 1929 - Craighead	2,823.72	- - -	7,909.00	- - -	8,387.44	2,345.28
880-3	Department of Commerce	- - -	- - -	8,940.00	- - -	8,556.53	383.47
880-4	Bureau of Reclamation	2,762.85	- - -	- - -	2,623.85	139.00	- - -
880-5	Bur/Commercial Fisheries	- - -	- - -	5,100.00	- - -	4,099.95	1,000.05
880-7	AEC AT(45-1) 1952 - Chessin	1,308.08	- - -	13,862.00	- - -	12,045.08	3,125.00
881-1	Water Resources Commission	- 581.87	- - -	7,819.00	- - -	24,502.13	- 17,265.00
881-3	Bureau/Land Management	38.95	- - -	- - -	- - -	- - -	38.95



UNIVERSITY OF MONTANA FOUNDATION  
Statement of Cash Receipts and Disbursements

	<u>Cash Balance</u> <u>July 1, 1967</u>	<u>Transfer of</u> <u>Funds In</u>	<u>Income</u>	<u>Transfer of</u> <u>Funds Out</u>	<u>Expenditures</u>	<u>Cash Balance</u> <u>June 30, 1968</u>
<u>Restricted Accounts (Continued)</u>						
Research: Federal Funds (Continued)						
881-4 Bureau/Land Management	\$ 319.50	\$ - - -	\$ - - -	\$ - - -	\$ - - -	\$ 319.50
881-6 Bur/Land Managemt-Supp #3	- 65.39	- - -	- - -	- - -	- 65.39	- - -
881-8 Nat. Park Service - Craighead	- 678.57	- - -	700.00	- - -	13.53	7.90
881-9 Nat. Park Service - Craighead	2,039.52	- - -	- - -	- - -	1,486.37	553.15
881-7 Nat. Park Service - Loendorf	- - -	- - -	- - -	- - -	2,550.00	- 2,550.00
882-1 Bur/Sport & Fish - Craighead	- 2,192.86	- - -	8,174.28	- - -	8,031.98	- 2,050.56
882-2 Bureau Public Roads - Taylor	- 470.82	- - -	500.00	- - -	29.18	- - -
882-3 Nat. Park Service - Taylor	- 7,206.14	- - -	- - -	- - -	2,224.91	- 9,431.05
882-4 McIntire - Stennis	8,502.33	- - -	74,321.00	- - -	76,436.29	6,387.04
882-5 U S Army - Beaty	- 12,712.47	- - -	21,215.00	- - -	8,502.53	- - -
882-6 Nat. Foundation/Art-Humanities	- - -	- - -	1,370.00	- - -	1,156.47	213.53
883-2 Forest Service Memo 20-31	450.00	- - -	750.00	- - -	1,400.31	- 200.31
883-3 Forest Service Supp #16	58.81	- - -	150.00	- - -	208.81	- - -
883-4 Forest Service Memo #17	- - -	- - -	29,160.00	- - -	16,250.79	12,909.21
883-5 Forest Service Memo #18	- - -	- - -	3,500.00	- - -	2,874.35	625.65
883-6 Forest Service Memo #19	- - -	- - -	1,000.00	- - -	900.23	99.77
883-8 Forest Service-Coop Reg Forester	- - -	- - -	- - -	- - -	100.00	- 100.00
883-7 Forest Service - 20-37 - Fevold	- - -	- - -	474.70	- - -	474.70	- - -
882-8 Forest Service - Supp. #20	- - -	- - -	- - -	- - -	360.00	- 360.00
887-2 OEO Head Start - Munro	- - -	3,200.00	- - -	3,200.00	11,366.53	- 11,366.53
	(423,861.47)	( 4,136.08)	(636,596.91)	( 9,303.49)	(642,376.14)	(412,914.83)
Training						
860-1 Health Prof Improve - P E	9,673.00	- - -	25,112.00 PHS	- - -	6,074.48 PHS	28,710.52
860-2 Health Prof Improve - Micro	4,145.00	- - -	10,763.00 PHS	- - -	4,252.34 PHS	10,655.66
860-3 OE Title VI	24,137.00	- - -	- - -	24,137.00	- - -	- - -
860-4 PHS 10986 - Whitehouse	27,232.00	- - -	23,682.00	- - -	10,958.83	39,955.17
860-5 PHS 10977 - Watkins	16,200.00	- - -	22,816.00	- - -	12,630.49	26,385.51
860-6 OE Professional Personnel	7,361.35	- - -	46,950.00	14,662.00	24,349.69	15,299.66
860-7 OE Title II	- - -	- - -	48,762.00	27,702.00	- - -	21,060.00
860-8 OE Teacher Fellowship	- - -	- - -	- - -	- - -	2,232.55	- 2,232.55
862-1 VRA - Parker	4,757.92	- - -	25,109.00	2,268.54	24,154.85	3,443.53
862-2 NDEA - Graduate School	4,000.00	- - -	68,400.00	- - -	64,500.00	7,900.00
863-1 PHS Stipend - Kinsella	373.88	- - -	4,300.00	- - -	3,957.12	716.76
863-2 PHS Program - Kinsella	242.97	- - -	2,500.00	100.00	2,131.83	511.14
863-3 PHS Stipend - Lodmell	550.00	- - -	- - -	- - -	550.00	- - -
863-4 PHS Program - Lodmell	1,622.63	- - -	- - -	- - -	1,622.63	- - -
863-5 PHS Stipend - Harper	650.06	- - -	- - -	- - -	650.06	- - -
863-6 PHS Program - Harper	1,251.50	- - -	- - -	- - -	1,251.50	- - -
863-7 PHS Stipend - Clausen	2,131.05	- - -	1,400.00	- - -	2,666.60	864.45
863-8 PHS Program - Clausen	2,138.53	- - -	1,250.00	- - -	2,484.13	904.40
863-9 PHS Program & Stipend - Carney	328.88	- - -	- 233.37	14.66	80.85	- - -
864-1 PHS Stipend - Shubat	3,100.00	- - -	- - -	- - -	3,099.96	.04



UNIVERSITY OF MONTANA FOUNDATION  
Statement of Cash Receipts and Disbursements

Restricted Accounts (Continued)	Cash Balance July 1, 1967	Transfer of Funds In	Income	Transfer of Funds Out	Expenditures	Cash Balance June 30, 1968
Training (Continued)						
864-2 PHS Program - Shubat	\$ 2,500.00	\$ - - -	\$ - - -	\$ - - -	\$ 1,700.90	\$ 799.10
864-3 PHS Stipend - Claflin	- - -	- - -	2,600.00	- - -	2,166.61	433.39
864-4 PHS Program - Claflin	- - -	- - -	2,500.00	- - -	1,848.44	651.56
864-5 PHS Stipend - Murrish	- - -	- - -	2,800.00	- - -	2,333.30	466.70
864-6 PHS Program - Murrish	- - -	- - -	2,500.00	- - -	1,296.32	1,203.68
864-7 PHS Trainer - Talkington	- - -	- - -	212.00	- - -	212.00	- - -
864-8 PHS Stipend - Cross	- - -	- - -	2,600.00	- - -	216.66	2,383.34
864-9 PHS Program - Cross	- - -	- - -	2,500.00	- - -	439.00	2,061.00
874-1 NSF GY 4338 - Eddleman	- - -	- - -	6,100.00	- - -	74.00	6,026.00
874-2 NSF GY 4238 - Nakamura	- - -	- - -	6,000.00	- - -	1,587.38	4,412.62
874-3 NSF Trainees - Graduate School	- - -	- - -	39,535.00	- - -	- - -	39,535.00
874-4 NSF GW 3090 - Cox	- - -	- - -	14,960.00	- - -	71.44	14,888.56
874-7 NSF Matching Equipment	- - -	- - -	3,500.00	- - -	- - -	3,500.00
874-8 NSF Foreign Scientist	- - -	- - -	10,045.00	- - -	- - -	10,045.00
874-9 NSF Institute Allowance	8,537.37	- - -	14,396.00	12,200.00	1,861.79	8,871.58
875-1 NSF GE Amend #2-Grad Sch	4,886.56	1,002.60	- 1,390.00	- - -	4,104.14	395.02
875-2 NSF GW 1733 - Solberg	3,611.87	- - -	- - -	- - -	3,407.64	204.23
875-4 NSF GZ 100 - Graduate School	3,971.90	- - -	- - -	2,361.90	1,610.00	- - -
875-5 NSF GZ 100 - Amend #1 Grad Sch	9,931.00	- - -	- 2,780.00	- - -	6,984.22	166.78
875-6 NSF GE 7941 - Amend #1 Grad Sch	467.66	1,759.00	- - -	399.70	891.64	- - -
875-8 NSF GW 125 - Nakamura	117.10	- - -	- - -	- - -	117.10	- - -
876-1 NSF GW 1062 - Cox	1,620.69	- - -	- 1,582.56	- - -	38.13	- - -
876-2 NSF GZ 524 - Graduate School	11,295.00	- 2,780.00	- - -	- - -	7,340.00	1,175.00
876-3 NSF GW 0180 - Reinhardt	15,828.12	- - -	- - -	2,148.05	13,680.07	- - -
876-4 NSF GW 1311 - Ballard	61,970.42	- - -	- - -	1,545.85	60,424.57	- - -
876-5 NSF GW 1547 - Solberg	11,285.44	- - -	- - -	779.00	10,506.44	- - -
876-6 NSF GW 1476 - Preece	54,033.23	- - -	- - -	4,229.20	49,804.03	- - -
876-7 NSF GW 1325 - Reinhardt	65,753.47	- - -	- - -	- - -	54,739.12	11,014.35
876-8 NSF GW 2328 - Myers	- - -	- - -	65,900.00	- - -	762.17	65,137.83
876-9 NSF GW 2503 - Myers	- - -	- - -	86,650.00	- - -	17,557.02	69,092.98
877-1 NSF GW 2699 - Preece	- - -	- - -	72,550.00	- - -	21,452.05	51,097.95
877-2 NSF GW 2714 - Solberg	- - -	- - -	20,940.00	- - -	7,717.91	13,222.09
877-3 NSF GW 2899 - Solberg	- - -	- - -	7,900.00	- - -	2,689.96	5,210.04
875-3 NSF GW 1888 - Thomas	14,923.02	- - -	- 1,505.52	- - -	13,417.50	- - -
875-7 NSF GY 2547 - Nakamura	5,040.70	- - -	- - -	- - -	5,040.70	- - -
875-9 NSF GY 866 - Taber	237.80	- - -	- - -	- - -	237.80	- - -
877-6 NSF - Sociology	- - -	- - -	1,985.75	- - -	464.60	1,521.15
877-7 NSF GZ 100 - Math	2,303.00	- - -	992.85	- - -	1,259.30	2,036.55
877-8 NSF 7941 - Zoology	1,151.50	- - -	2,978.55	- - -	2,470.70	1,659.35
877-9 NSF 7941 - Geology	853.61	- - -	992.85	- - -	1,354.91	491.55
877-4 NSF GW 2972 - Thomas	- - -	- - -	22,070.00	- - -	2,083.91	19,986.09
878-1 NASA 64-67	2,609.50	- - -	- 1,817.84	- - -	791.66	- - -
878-2 NASA 65-68	9,721.13	- - -	8,417.84	- - -	17,268.56	870.41
878-3 NASA 66-69	2,113.20	- - -	13,911.50	- - -	16,743.50	- 718.80



UNIVERSITY OF MONTANA FOUNDATION  
Statement of Cash Receipts and Disbursements

	Cash Balance July 1, 1967	Transfer of Funds In	Income	Transfer of Funds Out	Expenditures	Cash Balance June 30, 1968
<b>Restricted Accounts (Continued)</b>						
<b>Training (Continued)</b>						
878-4 NASA 67-70	\$ - - -	\$ - - -	\$ 8,932.50	\$ - - -	\$ 7,443.50	\$ 1,489.00
879-1 NASA- Microbiology	560.14	- - -	2,000.00	- - -	2,396.25	163.89
879-2 NASA - Botany	484.76	- - -	3,832.00	- - -	3,847.39	469.37
879-3 NASA - Geology	4,008.10	- - -	3,225.00	1,500.00	3,116.20	2,616.90
879-4 NASA - Chemistry	- - -	- - -	2,000.00	- - -	258.70	1,741.30
879-5 NASA - Mathematics	2,000.00	- - -	2,306.00	- - -	2,228.00	2,078.00
879-6 NASA - Psychology	4,500.00	- - -	4,837.00	- - -	7,382.42	1,954.58
880-8 L E A A 158	9,612.25	- - -	8,000.00	- - -	17,612.25	- - -
885-5 Vocational Business Teachers	- 250.00	- - -	250.00	- - -	216.87	- 216.87
885-6 OEO Head Start - Christopherson	1,479.59	- - -	9,578.50	- - -	10,879.82	178.27
885-7 USDA Turkish Training	- 1,141.94	- - -	9,970.10	- - -	5,820.68	3,007.48
885-8 OEO - Utah	676.21	- - -	33,308.45	- - -	30,748.55	3,236.11
886-4 NDEA - Library Institute	15,027.74	- - -	2,973.76	- - -	18,001.50	- - -
886-5 NDEA - English	20,721.28	- - -	9,140.00	- - -	29,861.28	- - -
886-6 NDEA ESOL Institute	26,665.71	- - -	- - -	- - -	30,569.69	- 3,903.98
886-7 NDEA - History	- 4,332.25	- - -	4,332.25	- - -	- - -	- - -
886-8 NDEA - Reading	- 3,863.44	- - -	3,580.44	- - -	- 283.00	- - -
886-9 NDEA - Library Institute	- - -	- - -	45,690.00	- - -	14,550.07	31,139.93
887-3 Vocational Home Economics	- - -	- - -	- - -	- - -	2.64	- 2.64
887-5 OEO Head Start - Wood	- - -	- - -	13,175.00	- - -	6,238.27	6,936.73
	(479,871.89)	( - 18.40)	(854,403.05)	( 94,047.90)	(697,306.18)	(542,902.46)
<b>Continuing Education</b>						
886-1 Upward Bound	137.25	- - -	- - -	.05	137.20	- - -
886-2 Upward Bound #2	20,691.73	.05	67,321.00	- - -	88,012.78	- - -
886-3 OEO Upward Bound	- - -	- - -	55,393.00	- - -	11,334.37	44,058.63
885-9 Bureau of Indian Affairs	- - -	- - -	46,800.00	349.67	46,450.33	- - -
887-1 M D T A	- - -	- - -	114,978.00	- - -	92,541.16	22,436.84
890-3 Counseling Superv. Workshop	436.55	- - -	- - -	436.55	- - -	- - -
890-7 O E Sociology of Classroom	- 600.00	- - -	7,200.00	- - -	5,253.95	1,346.05
884-1 State Tech Serv - Planning	14,313.47	1,100.00	14,236.00	19,082.00	7,608.33	2,959.14
884-2 State Tech Serv - Medical Serv	1,934.79	- - -	- - -	- - -	1,936.08	- 1.29
884-4 State Tech Serv - Soil Workshop	- 222.29	166.26	779.00	- - -	722.97	- - -
884-5 State Tech Serv - Slash Burning	129.40	- - -	- - -	- - -	24.44	104.96
884-6 State Tech Serv - Soil Mensuration	- - -	1,336.00	972.06	- - -	2,201.35	106.71
884-7 State Tech Serv - Boundary Seminar	- - -	- - -	1,700.00	1,100.00	500.00	100.00
884-9 State Tech Serv - Forest Field Serv	- - -	1,908.80	1,407.00	2,715.00	2,377.33	- 1,776.53
884-8 State Tech Serv - 1968 Advances	- - -	- - -	38,740.84	28,928.84	- - -	9,812.00
888-1 State Tech Serv - Computer Seminar	- - -	750.29	5,208.25	- - -	5,417.30	541.24
888-2 State Tech Serv - Silviculture	- - -	- - -	1,257.00	- - -	1,257.00	- - -
888-3 State Tech Serv - Planning	- - -	- - -	20,000.00	- - -	- - -	20,000.00
	( 36,820.90)	( 5,261.40)	(375,992.15)	( 52,612.11)	(265,774.59)	( 99,687.75)



UNIVERSITY OF MONTANA FOUNDATION  
Statement of Cash Receipts and Disbursements

	Cash Balance July 1, 1967	Transfer of Funds In	Income	Transfer of Funds Out	Expenditures	Cash Balance June 30, 1968
<u>Restricted Accounts (Continued)</u>						
Agency Funds						
806-1 Alumni Unrestricted	\$ 1,004.83	\$ - - -	\$ 55.00	\$ 1,059.83	\$ - - -	\$ - - -
806-7 Alumni Law Development	6.00	- - -	- - -	6.00	- - -	- - -
806-9 Alumni Assoc. Develop.	524.50	- - -	- - -	524.50	- - -	- - -
	( 1,535.33)	( - - - )	( 55.00)	( 1,590.33)	( - - - )	( - - - )
Institutional Control Accounts						
899-1 Faculty Travel Advance	- 1,461.84	- - -	- - -	- - -	5,588.06	- 7,049.90
800-9 Undivided Earnings	137.73	5,988.54	- 5,542.28	- - -	427.91	156.08
850-1 Grants Administration	19.20	331.81	12,040.00	- - -	12,370.77	20.24
899-4 Indirect Cost Reserve	3,751.00	- - -	680.00	4,431.00	- - -	- - -
899-5 Foundation Salaries	66.19	- - -	26,104.00	- - -	26,195.51	- 25.32
899-6 NSF Foundation Receivable	- 364,080.01	6,649.79	- 231,264.87	- - -	- - -	- 588,695.09
899-7 PHS Foundation Receivable	- 234,984.57	6,004.48	665,606.84	665,782.00	- - -	- 229,155.25
899-8 Indirect Cost	- 23,399.39	66,264.37	129,880.29	62,084.26	3,017.98	107,643.03
899-9 Indirect Cost	96,227.94	- 49,230.40	- 46,997.54	- - -	- - -	- - -
	<u>(-523,723.75)</u>	<u>( 36,008.59)</u>	<u>(550,506.44)</u>	<u>(732,297.26)</u>	<u>( 47,600.23)</u>	<u>(-717,106.21)</u>
TOTAL	<u>\$684,399.95</u>	<u>\$133,188.76</u>	<u>\$3,441,192.73</u>	<u>\$1,106,814.75</u>	<u>\$2,490,118.81</u>	<u>\$661,847.88</u>



## AGENCY FUNDS

## UNIVERSITY OF MONTANA FOUNDATION

## ADMINISTRATIVE, RESEARCH AND DEVELOPMENT

## Detail of Expenditures

		Total Expenditures	Salaries & Wages	Supplies & Expenses	Capital
<u>Unrestricted</u>					
800-1	General Administrative	\$ 23,559.70	\$ 14,477.52	\$ 8,711.50	\$ 370.68
800-2	President's Fund	5,889.68		5,889.68	
800-5	Foundation Car	2,702.67		1,102.67	1,600.00
800-6	Grizzly Riders	9,381.00		9,381.00	
		( 41,533.05)	( 14,477.52)	( 25,084.85)	( 1,970.68)
<u>Academic Development</u>					
810-1	Archeology and Anthropology	80.97		80.97	
810-2	Carl Koetter Fund	31.25		7.00	24.25
810-3	Forestry School	2,067.27		1,767.27	300.00
810-4	Business Advisory Council	101.65		101.65	
810-5	Bur of Business & Econ Research	6,335.76	2,715.03	2,952.89	667.84
810-6	Chemistry	6,745.46		5,680.46	1,065.00
810-7	Friends of Library - Adm.	519.02	64.67	454.35	
810-8	Friends of Library - Books	235.00			235.00
810-9	Hammond Prof of Western History	7,545.88	3,128.06	3,751.07	666.75
811-2	Law School	572.75		572.75	
811-4	Montana Real Estate Commission	2,699.56	2,499.00	200.56	
811-5	Graduate School Research Project	3,865.40	230.00	3,635.40	
811-6	Geology	714.11		690.81	23.30
811-7	Library Development	3,057.76	406.02		2,651.74
811-8	Communication Disorders	8,714.02	3,383.55	3,787.47	1,543.00
811-9	Music School Foundation	1,585.24	25.00	1,560.24	
812-1	Pharmacy Gift Fund	322.00		322.00	
812-2	Mobil Gift Fund	1.30		1.30	
812-3	Speech	774.00	50.00	724.00	
812-5	Physical Plant	126.15		126.15	
812-6	Psychology	939.81	175.00	764.81	
812-7	Counseling	752.00		752.00	
812-8	Foreign Language	179.88		179.88	
812-9	Mathematics	1,597.42	454.82	1,142.60	
813-1	Botany	744.26		436.26	308.00
813-2	Zoology	8,488.35	50.00	92.16	8,346.19
813-3	Wildlife Unit	1,399.07		1,040.96	358.11
813-4	Microbiology	1,556.95		1,474.38	82.57
813-5	Stella Duncan	82.56		82.56	
813-6	Health & Physical Education	123.08		113.15	9.93
813-7	School of Education	5,025.45	209.26	1,732.94	3,083.25
813-8	Continuing Education	6,619.12	3,909.97	2,295.65	413.50
813-9	Education Lab Fund	127.25	15.03	112.22	
814-2	School of Business - Accounting	989.54	210.00	779.54	
814-3	Professional Travel	250.00		250.00	
814-5	Fine Arts	29.95		29.95	
814-6	Computer Science	530.00		530.00	
814-7	Public Service	250.71		250.71	
814-8	Hill Prof of Business History	24,829.26	18,640.52	5,546.89	641.85
814-9	Geology - Atlantic Refining	550.00		250.00	300.00
815-1	School of Bus Adm Foundation	597.72		597.72	
815-2	Reading Laboratory	213.75		213.75	
815-4	History	291.17		195.50	95.67
815-8	Law - Work Study	159.31	159.31		
815-9	Philosophy	129.53		10.19	119.34
816-3	Biological Station	1,727.53		1,027.70	699.83
816-4	Economics	300.00	300.00		
816-5	Health Science	2,263.08		2,263.08	



## AGENCY FUNDS

## UNIVERSITY OF MONTANA FOUNDATION

## ADMINISTRATIVE, RESEARCH AND DEVELOPMENT

## Detail of Expenditures

		Total Expenditures	Salaries & Wages	Supplies & Expenses	Capital
<u>Academic Development (Continued)</u>					
805-1	History Publications	\$ 20.00	\$	\$ 20.00	\$
802-6	Mansfield Lectures	2,870.88	2,538.35	332.53	
889-1	Indian Services	3,803.56	828.75	2,680.79	294.02
811-1	P C Phillips - Library	25.15			25.15
		(113,560.89)	( 39,992.34)	( 51,614.26)	( 21,954.29)
<u>Research: State and Private</u>					
802-3	Hoffman-LaRoche Operations	88,962.27	57,452.83	31,402.76	106.68
802-4	Hoffman-LaRoche Construction	159,886.41		12.50	159,873.91
850-5	Nutrition Foundation - Zimmerman	1,250.00		1,250.00	
851-1	State Highway - Law	3,858.85	3,282.34	576.51	
851-3	State Highway - Swan	7,373.21	5,445.04	1,928.17	
851-5	State Highway - Econ Corridor	5,352.97	3,359.56	1,993.41	
851-6	State Planning Bd - Bur of Bus	9,878.46	7,255.80	2,622.66	
851-7	Mont Bur of Mines - Ehinger	846.68	198.90	647.78	
851-8	Mont Bur of Mines - Silverman	1,385.08	1,264.08	121.00	
852-2	Fish & Game - Wildlife Unit	11,227.09	1,014.30	10,212.79	
852-3	Fish & Game - Atwell	9,366.66	9,366.66		
852-4	Fish & Game - Taber	996.00		996.00	
852-5	Bureau of Mines - Harris	500.00		500.00	
852-6	State Dept Public Instruction-Walters	405.65	318.62	87.03	
852-8	State Planning Bd - Bur of Bus	198.00		198.00	
853-3	Freisheimer - Pharmacy	4,041.80		201.80	3,840.00
853-4	Freisheimer - Chemistry	34.75		34.75	
853-6	Boone and Crockett	8.15		8.15	
853-7	Wildlife Management Institute	1,332.94	359.10	960.89	12.95
853-8	Wilderness Study	- 37.78		- 37.78	
853-9	Waldorf-Hoerner - Shafizadeh	19,001.67	15,767.15	1,529.52	1,705.00
854-2	National Legal Aid	22,393.71	17,843.32	4,550.39	
854-3	Diamond Alkali - Stewart	2,562.50	1,376.75	748.90	436.85
854-4	School Planning Center	63,330.85	42,114.05	19,312.42	1,904.38
854-6	Schering Corporation - Curry	60.00	48.00	12.00	
854-7	National Municipal League	1,123.51	653.20	470.31	
854-8	West Mont Scientist Information	503.32		503.32	
825-6	Arkwright Conservation	1,098.51		1,098.51	
855-1	American Chemical Society	3,489.80	2,474.75	1,015.05	
855-2	Sloan Foundation - Fessenden	93.00		93.00	
855-3	Hoerner-Waldorf - Konizeski	268.27	268.27		
855-4	Medical Plan Comm - Bur of Bus	385.00		385.00	
855-7	Mont Heart Assoc - Pfeiffer	2,154.00	1,653.30	165.70	335.00
855-8	Mont Heart Assoc - Braun	- 119.59	- 149.59	30.00	
855-9	Mont Heart Assoc - Braun	337.65	344.35	- 6.70	
856-1	Intercounty Develop Corp - Bureau	2,183.05	2,007.29	175.76	
856-2	Intercounty Develop Corp - Bureau	1,111.82	917.83	193.99	
856-3	Batelle Contract - Ushijima	6,784.92	5,345.08	1,439.84	
856-5	Flathead Lakers - Solberg	708.58		53.08	655.50
856-6	S & H Foundation - Law	1,602.08	327.90	1,274.18	
856-8	Mont Heart Assoc - Magar	3,747.07	371.38	1,475.69	1,900.00
856-9	Brown-Hazen - Magar	992.32	704.67	287.65	
857-1	American Chemical Soc - Stewart	3,454.45	3,100.00	354.45	
857-2	American Museum of Nat. History	297.20	86.97	210.23	
857-3	N W Science Association	39.40		39.40	
857-5	Stella Duncan	6,346.25	5,944.88	401.37	
857-7	New York Research	16.78		16.78	
857-8	New York Zoological Society	925.00		925.00	



## AGENCY FUNDS

## UNIVERSITY OF MONTANA FOUNDATION

## ADMINISTRATIVE, RESEARCH AND DEVELOPMENT

## Detail of Expenditures

	Total Expenditures	Salaries & Wages	Supplies & Expenses	Capital
<u>Research: State and Private (Continued)</u>				
889-3 Montana Tax Study	\$ 45.11	\$	\$ 45.11	\$
889-4 Pharmacology Research	- 99.23		- 99.23	
890-1 Inst of Social Science Research	2,280.15	800.00	1,213.00	267.15
890-5 Title I - Butte Survey	752.23	500.00	252.23	
890-8 Labor Mobility Project	6,479.10	5,494.07	985.03	
890-6 M C H S Survey	300.00	300.00		
891-2 Vocational Rehabilitation	570.14	402.30	167.84	
	(462,085.81)	(198,013.15)	( 93,035.24)	(171,037.42)
<u>Training</u>				
851-9 State Board of Health	4,609.08	4,609.08		
859-1 Mead - Johnson	408.81		408.81	
859-2 Secondary Science - Thomas	10,868.35		10,868.35	
859-3 Speech Pathology	1,540.00		1,540.00	
859-4 Planning Institute - Waldron	1,106.85		1,106.85	
859-5 Hoffman-LaRoche	437.50		437.50	
	( 18,970.59)	( 4,609.08)	( 14,361.51)	( - - - )
<u>Continuing Education</u>				
852-1 Fish & Game - Harris	12,323.03	12,321.83	1.20	
854-9 Rockefeller Foundation - Hugo	9,400.00		9,400.00	
855-5 Recreation Institute	1,176.81		1,176.81	
855-6 Montana Broadcasters	4,630.29	1,500.00	3,130.29	
890-4 Elderly for Teacher Aides	28,794.71	20,557.70	8,237.01	
890-9 Bureau Employment Service	14,060.39	4,918.50	9,141.89	
891-1 Seminar Interviewing	8,367.59	2,550.00	5,817.59	
893-1 Lumber Workshop	795.44	300.00	495.44	
893-3 Timber Products Manufacturers	600.00	600.00		
893-4 Coronary Care	10.04		10.04	
894-2 Title I - Library	1,748.12	1,553.12	195.00	
894-3 Title I - Mental Health	3,014.99	2,888.94	126.05	
894-4 Title I - Firemen	348.59	300.00	48.59	
894-5 Title I - Municipal Handbook	410.74	255.29	155.45	
894-8 Title I - Drug Usage	54.00		54.00	
894-9 Title I - Juvenile Offenders	967.97	912.37	55.60	
885-1 Title I - Photo Workshop	1,974.99	1,935.80	39.19	
885-2 Title I - Pharmaceutical Service	1,476.69	538.76	937.93	
885-3 Title I - Speech & Hearing	5,780.24	4,888.75	891.49	
885-4 Title I - City County Planning	5,332.00	3,146.06	2,185.94	
858-1 Montana Arts - Theater	11,571.81	10,625.95	945.86	
858-2 Montana Arts - Dance	307.50	286.00	21.50	
858-3 Montana Arts - String Quartette	800.00		800.00	
858-4 Montana Arts - Student Quartette	87.00		87.00	
858-5 Montana Arts - Fine Arts Camp	800.00		800.00	
858-6 Montana Arts - Artist's Camp	411.88	411.88		
858-7 Montana Arts - Art Lecture	200.00	200.00		
893-5 Audiology Workshop	100.00		100.00	
	(115,544.82)	( 70,690.95)	( 44,853.87)	( - - - )
<u>Research: Federal Funds</u>				
865-1 PHS WP 824-01 - Nakamura	11,252.77	8,215.94	3,036.83	
865-2 PHS AI 7216-01 - Canham	6,403.05	3,608.89	2,461.71	332.45
865-3 PHS UI 291-02 - Nakamura	18,665.63	12,317.46	5,904.22	443.95
865-4 PHS 13020 - Jennings	47.22		47.22	
865-5 PHS NP 6676 - Browman	18,611.52	12,454.05	5,086.47	1,071.00



## AGENCY FUNDS

## UNIVERSITY OF MONTANA FOUNDATION

## ADMINISTRATIVE, RESEARCH AND DEVELOPMENT

## Detail of Expenditures

	Total Expenditures	Salaries & Wages	Supplies & Expenses	Capital
Research: Federal Funds (Continued)				
865-6 PHS N2803A67 - Parker	\$ 33,831.65	\$ 9,845.72	\$ 3,462.93	\$ 20,523.00
865-7 PHS AI 7668 - Nakamura	3,320.50	1,852.73	1,087.29	380.48
865-8 PHS AM 11342 - Pfeiffer	10,913.19	7,098.39	3,814.80	
865-9 PHS AM 8386 - Fevold	25,705.90	9,937.46	8,705.81	7,062.63
866-1 PHS AI 7083 - Nakamura	8,981.06	6,447.55	2,533.51	
866-2 PHS CY 5077 - Juday	225.86	225.86		
866-3 PHS AI 5370 - Larson	52,539.44	30,988.98	19,775.96	1,774.50
866-4 PHS MH 11183 - Babb	15,837.93	11,253.64	3,910.18	674.11
866-5 PHS AI 4219 - Faust	7,676.18	4,089.61	1,972.22	1,614.35
866-6 PHS GM 15860 - Fessenden	12,477.19	6,896.25	4,729.54	851.40
869-1 PHS AI 16502 - Larson	22,031.81	20,520.01	1,511.80	
869-2 PHS NB 17650 - Parker	11,193.00	10,363.40	829.60	
869-3 PHS AM 9392 - Fevold	15,691.23	14,536.97	1,154.26	
870-1 NSF GB 3010 - Templeton	5,315.84	4,179.38	1,136.46	
870-2 NSF GP 1553 - Fields	2,192.74	1,002.00	1,190.74	
870-3 NSF G 19730 - Jakobson	3,886.16	3,230.20	655.96	
870-4 NSF GB 3782 - Solberg	28,008.47		220.67	27,787.80
870-5 NSF GB 6312 - CNR	19,076.86	14,793.30	4,283.56	
870-6 NSF GP 7511 - Manis	3,449.99	2,345.56	1,104.43	
870-7 NSF GB 6904 - Miller	9,196.23	1,526.81	1,365.62	6,303.80
870-8 NSF GB 6844 - Chessin	1,596.29	922.24	674.05	
870-9 NSF GB 7349 - Gordon	5,047.35	3,254.10	1,793.25	
871-2 NSF GP 8299 - Woodbury	250.50	250.50		
872-1 NSF GP 5808 - Banaugh	15,787.84	6,612.21	9,175.63	
872-2 NSF BP 4681 - Gordon	9,673.64	6,360.65	3,182.29	130.70
872-3 NSF 5252 - Habeck	8,724.97	4,803.51	3,796.46	125.00
872-5 NSF GB 5428 - Hoffman	5,242.75	3,730.68	1,512.07	
872-6 NSF GB 6089 - Craighead	11,937.30	10,089.57	1,847.73	
872-7 NSF GA 986 - Peterson	5,411.49	3,132.16	2,279.33	
872-8 NSF GB 6421 - Fevold	12,961.59	4,000.63	3,716.10	5,244.86
873-1 NSF GP 7546 - Erickson	14,068.02	5,127.84	3,932.64	5,007.54
873-2 NSF GA 1286 - Hundman	11,447.69	2,254.50	1,028.78	8,164.41
880-1 U S Army - Whitehouse	1,663.57		1,663.57	
880-2 AEC AT (45-1) 1929 Craighead	8,387.44	7,236.89	788.83	361.72
880-3 Department of Commerce	8,556.53	6,424.97	2,131.56	
880-4 Bureau of Reclamation	139.00	165.00	304.00	
880-5 Bureau of Commercial Fisheries	4,099.95	4,048.68	51.27	
880-7 AEC AT (45-1) 1952 Chessin	12,045.08	9,177.50	2,766.38	101.20
881-1 Water Resources Commission	24,502.13	24,502.13		
881-6 Bur Land Management Supp #3	65.39		65.39	
881-8 National Park Service - Craighead	13.53		13.53	
881-9 National Park Service - Craighead	1,486.37	915.07	545.37	25.93
881-7 National Park Service - Loendorf	2,550.00		2,550.00	
882-1 Bur of Sport & Fish - Craighead	8,031.98	150.08	7,881.90	
882-2 Bureau of Public Roads - Taylor	29.18		29.18	
882-3 National Park Service - Taylor	2,224.91	1,435.13	789.78	
882-4 McIntire - Stennis	76,436.29	52,009.18	17,406.33	7,020.78
882-5 U S Army - Beaty	8,502.53	2,146.94	6,355.59	
882-6 Nat Foundation of Art Humanities	1,156.47		1,156.47	
883-2 Forest Service Memo 20-31	1,400.31	307.59	1,092.72	
883-3 Forest Service Supp #16	208.81		208.81	
883-4 Forest Service Memo #17	16,250.79	9,031.89	2,929.49	4,289.41
883-5 Forest Service Memo #18	2,874.35	2,874.35		
883-6 Forest Service Memo #19	900.23	328.90	571.33	
883-8 Forest Service - Coop Reg Forester	100.00		100.00	



## AGENCY FUNDS

## UNIVERSITY OF MONTANA FOUNDATION

## ADMINISTRATIVE, RESEARCH AND DEVELOPMENT

## Detail of Expenditures

		Total Expenditures	Salaries & Wages	Supplies & Expenses	Capital
Research:	Federal Funds (Continued)				
883-7	Forest Service - 20-37 - Fevold	\$ 474.70	\$ 374.70	\$	\$ 100.00
882-8	Forest Service Supp #20	360.00		360.00	
887-2	OEO Head Start - Munro	11,366.53	10,698.98	667.55	
		(642,376.14)	(379,766.73)	(163,218.39)	( 99,391.02)
Training	-				
860-1	Health Prof Improve - P E	6,074.48	5,411.50	506.38	156.60
860-2	Health Prof Improve - Micro	4,252.34		579.24	3,673.10
860-4	PHS 10986 - Whitehouse	10,958.83	3,116.86	7,841.97	
860-5	PHS 10977 - Watkins	12,630.49	11,905.06	725.43	
860-6	OE Professional Personnel	24,349.69	563.12	23,786.57	
860-8	OE Teacher Fellowship	2,232.55	659.18	1,573.37	
862-1	VRA - Parker	24,154.85	11,021.75	12,635.10	498.00
862-2	NDEA - Graduate School	64,500.00		64,500.00	
863-1	PHS Stipend - Kinsella	3,957.12		3,957.12	
863-2	PHS Program - Kinsella	2,131.83		2,131.83	
863-3	PHS Stipend - Lodmell	550.00		550.00	
863-4	PHS Program - Lodmell	1,622.63	209.26	1,413.37	
863-5	PHS Stipend - Harper	650.06		650.06	
863-6	PHS Program - Harper	1,251.50		721.60	529.90
863-7	PHS Stipend - Clausen	2,666.60		2,666.60	
863-8	PHS Program - Clausen	2,484.13		2,484.13	
863-9	PHS Program & Stipend - Carney	80.85		80.85	
864-1	PHS Stipend - Shubat	3,099.96		3,099.96	
864-2	PHS Program - Shubat	1,700.90		1,610.20	90.70
864-3	PHS Stipend - Claflin	2,166.61		2,166.61	
864-4	PHS Program - Claflin	1,848.44		1,848.44	
864-5	PHS Stipend - Murrish	2,333.30		2,333.30	
864-6	PHS Program - Murrish	1,296.32		1,296.32	
864-7	PHS Trainee - Talkington	212.00		212.00	
864-8	PHS Stipend - Cross	216.66		216.66	
864-9	PHS Program - Cross	439.00		439.00	
874-1	NSF GY 4338 - Eddleman	74.00		74.00	
874-2	NSF GY 4238 - Nakamura	1,587.38		1,587.38	
874-4	NSF GW 3099 - Cox	71.44		71.44	
874-9	NSF - Institute Allowance	1,861.79	1,861.79		
875-1	NSF GE Amend #2 - Graduate School	4,104.14		4,104.14	
875-2	NSF GW 1733 - Solberg	3,407.64		2,850.59	557.05
875-4	NSF GZ 100 - Graduate School	1,610.00		1,610.00	
875-5	NSF GZ 100 Amend #1 - Grad Sch	6,984.22		6,984.22	
875-6	NSF GE 7941 Amend #1 - Grad Sch	891.64		891.64	
875-8	NSF GW 125 - Nakamura	117.10		117.10	
876-1	NSF GW 1062 - Cox	38.13		38.13	
876-2	NSF GZ 524 - Graduate School	7,340.00		7,340.00	
876-3	NSF GW 0180 - Reinhardt	13,680.07	9,097.16	4,582.91	
876-4	NSF GW 1311 - Ballard	60,424.57	17,854.62	42,569.95	
876-5	NSF GW 1547 - Solberg	10,506.44	3,490.46	7,015.98	
876-6	NSF GW 1476 - Preece	49,804.03	16,610.30	33,185.92	7.81
876-7	NSF GW 1325 - Reinhardt	54,739.12	10,935.31	43,803.81	
876-8	NSF GW 2328 - Myers	762.17	206.45	555.72	
876-9	NSF GW 2503 - Myers	17,557.02	425.04	17,131.98	
877-1	NSF GW 2699 - Preece	21,452.05	1,188.54	20,263.51	
877-2	NSF GW 2714 - Solberg	7,717.91		7,717.91	
877-3	NSF GW 2899 - Solberg	2,689.96		2,226.46	463.50



## AGENCY FUNDS

## UNIVERSITY OF MONTANA FOUNDATION

## ADMINISTRATIVE, RESEARCH AND DEVELOPMENT

## Detail of Expenditures

	Total Expenditures	Salaries & Wages	Supplies & Expenses	Capital
<u>Training (Continued)</u>				
875-3 NSF GW 1888 - Thomas	\$ 13,417.50	\$ 8,241.29	\$ 5,176.21	\$
875-7 NSF GW 2547 - Nakamura	5,040.70		4,847.55	193.15
875-9 NSF GY 866 - Taber	237.80	137.59	.21	100.00
877-6 NSF - Sociology	464.60		464.60	
877-7 NSF GZ 100 - Math	1,259.30	239.70	1,019.60	
877-8 NSF 7941 - Zoology	2,470.70			2,470.70
877-9 NSF 7941 - Geology	1,354.91			1,354.91
877-4 NSF GW 2972 - Thomas	2,083.91	27.75	2,056.16	
878-1 NASA 64-67	791.66		791.66	
878-2 NASA 65-68	17,268.56		17,268.56	
878-3 NASA 66-69	16,743.50		16,743.50	
878-4 NASA 67-70	7,443.50		7,443.50	
879-1 NASA - Micro	2,396.25		1,513.77	882.48
879-2 NASA - Botany	3,847.39		373.42	3,473.97
879-3 NASA - Geology	3,116.20		182.20	2,934.00
879-4 NASA - Chemistry	258.70			258.70
879-5 NASA - Mathematics	2,228.00	50.00	2,178.00	
879-6 NASA - Psychology	7,382.42		765.75	6,616.67
880-8 L E A A '58	17,612.25	11,089.89	6,522.36	
885-5 Vocational Business Teachers	216.87	200.00	16.87	
885-6 OEO Head Start - Christopherson	10,879.82	4,073.57	6,806.25	
885-7 USDA Turkish Training	5,820.68	2,750.58	3,070.02	.08
885-8 OEO - Utah	30,748.55	22,386.10	8,023.13	339.32
886-4 NDEA - Library Institute	18,001.50	7,336.94	10,664.56	
886-5 NDEA - English Institute	29,861.28	9,468.95	20,392.33	
886-6 NDEA - ESOL Institute	30,569.69	15,906.46	14,663.23	
886-8 NDEA - Reading	- 283.00		- 283.00	
886-9 NDEA - Library Institute	14,550.07	619.39	13,930.68	
887-3 Vocational Home Economics	2.64		2.64	
887-5 OEO Head Start - Wood	6,238.27	4,632.65	1,192.12	413.50
	(697,306.18)	(181,717.26)	(490,574.78)	( 25,014.14)
<u>Continuing Education</u>				
886-1 Upward Bound	137.20	- 579.55	311.75	405.00
886-2 Upward Bound #2	88,012.78	35,651.13	52,361.65	
886-3 OEO Upward Bound	11,334.37	7,428.14	3,906.23	
885-4 Bureau of Indian Affairs	46,450.33		46,450.33	
887-1 M D T A	92,541.16	40,787.13	49,119.07	2,634.96
890-7 O E Sociology of Classroom	5,253.95	4,261.84	992.11	
884-1 State Technical Service Planning	7,608.33	4,369.89	3,238.44	
884-2 State Tech Serv - Med Serv	1,936.08	1,550.00	386.08	
884-4 State Tech Serv - Soil Workshop	722.97		722.97	
884-5 State Tech Serv - Slash Burning	24.44		24.44	
884-6 State Tech Serv - Soil Mensuration	2,201.35	919.65	1,281.70	
884-7 State Tech Serv - Boundary Seminar	500.00	500.00		
884-9 State Tech Serv - Forest Field Serv	2,377.33	804.34	1,572.99	
888-1 State Tech Serv - Computer Seminar	5,417.30	3,033.83	2,383.47	
888-2 State Tech Serv - Silviculture	1,257.00	735.75	521.25	
	(265,774.59)	( 99,462.15)	(163,272.48)	( 3,039.96)



## AGENCY FUNDS

UNIVERSITY OF MONTANA FOUNDATIONADMINISTRATIVE, RESEARCH AND DEVELOPMENT

## Detail of Expenditures

	<u>Total</u> <u>Expenditures</u>	<u>Salaries</u> <u>&amp; Wages</u>	<u>Supplies &amp;</u> <u>Expenses</u>	<u>Capital</u>
<u>Institutional Control Accounts</u>				
899-1 Faculty Travel Advance	\$ 5,588.06	\$	\$ 5,588.06	\$
800-9 Undivided Earnings	427.91		427.91	
850-1 Grants Administration	12,370.77		12,370.77	
899-5 Foundation Salaries	26,195.51		26,195.51	
899-8 Indirect Cost	3,017.98	3,017.98		
-	( 47,600.23)	( 3,017.98)	( 44,582.25)	( - - - )
 TOTAL	 <u>\$2,404,752.30</u>	 <u>\$991,747.16</u>	 <u>\$1,090,597.63</u>	 <u>\$322,407.51</u>



## UNIVERSITY OF MONTANA FOUNDATION

## Trustee Fund Reports

Union Bank and Trust Company, Trustee  
(as taken from the bank reports)

	Total	Composite Account	Justin Miller Account	Alice Freisheimer Account	J. W. Wedum Account	A. B. Hammond Account	Arkwright Account	Music Account	Mansfield Account
<u>Investment Principal</u>									
Fund Balance July 1, 1967 **	\$	\$	\$	\$	\$	\$	\$	\$	\$
Cash	1,577.06	1,376.36	286.61	- 261.11		- 72.55	33.22	214.53	- - -
Investments	459,661.50	264,496.15	2,352.00	52,682.43	17,837.50	77,820.70	33,287.25	11,185.47	- - -
Total Fund July 1, 1967	\$461,238.56	\$265,872.51	\$ 2,638.61	\$ 52,421.32	\$ 17,837.50	\$ 77,748.15	\$ 33,320.47	\$ 11,400.00	\$ - - -
<u>Additions During the Year</u>									
Security Transfers from the University	\$ 8,595.77	\$ 3,893.75	\$	\$	\$ 3,150.00	\$	\$	\$	\$ 1,552.02
Investment of Income									
Cash Transfers from the University	116,963.77	4,545.56							112,418.21
Investment Transactions, Gain or Loss	6,116.17	6,564.05		- 356.94			- 40.82		- 50.12
Withdrawal of Investment Income	- 12,317.14	- 5,918.21				- 6,076.15			- 322.78
Net Additions	119,358.57	9,085.15		- 356.94	3,150.00	- 6,076.15	- 40.82		113,597.33
<u>Fund Balance June 30, 1968</u>									
Cash	\$ 1,672.91	\$ 965.18	\$ 286.61	\$ 281.02	\$	\$	\$ 33.22	\$ 222.88	\$- 116.00
Investments (Book Value)	578,924.22	273,992.48	2,352.00	51,783.36	20,987.50	71,672.00	33,246.43	11,177.12	113,713.33
Total Fund June 30, 1968	\$580,597.13	\$274,957.66*	\$ 2,638.61	\$ 52,064.38	\$ 20,987.50	\$ 71,672.00	\$ 33,279.65	\$ 11,400.00	\$113,597.33
<u>Income Record</u>									
Cash Balance July 1, 1967**	\$ 203.25	\$ 43.75	\$ 35.70	\$	\$	\$ 123.80	\$	\$	\$
Receipts from Investments	22,663.72	11,802.66	170.10	2,388.81		5,509.09	1,271.50	424.40	1,097.16
Total to be Accounted for	\$ 22,866.97	\$ 11,846.41	\$ 205.80	\$ 2,388.81	\$	\$ 5,632.89	\$ 1,271.50	\$ 424.40	\$ 1,097.16
<u>Disbursements</u>									
Bank Fees & Agents									
Commissions	\$ 2,430.06	\$ 1,823.05	\$ 17.36	\$ 324.25	\$	\$ 78.02	\$ 150.93	\$ 36.45	\$
Transfers to University	15,098.67	6,981.66	142.24	1,445.31		5,512.29	769.82	247.35	
Purchase of Interest & Principal	1,466.06	277.71		134.00				30.00	1,024.35
Total Disbursements	\$ 18,994.79	\$ 9,082.42	\$ 159.60	\$ 1,903.56	\$	\$ 5,590.31	\$ 920.75	\$ 313.80	\$ 1,024.35
Cash Balance June 30, 1968	\$ 3,872.18	\$ 2,763.99	\$ 46.20	\$ 485.25	\$	\$ 42.58	\$ 350.75	\$ 110.60	\$ 72.81

\* Jewel Tea Co. shares (21) for \$811.13 recorded in bank records on July 12, 1968.

\*\* Beginning cash balances adjusted for correction of errors.



## AGENCY FUNDS

UNIVERSITY OF MONTANA FOUNDATION  
Investment Principal - Composite Account Detail

	Balance			Balance	Distribution
Permanent Invested Accounts	July 1, 1967	Increases	Decreases	June 30, 1968	of Earnings
Andrew B. Hammond Scholarship	\$ 75,500.00	\$	\$	\$ 75,500.00	\$ 2,747.09
Carl J. Snyder Memorial	2,042.34			2,042.34	74.22
Frontier Award	2,707.40	145.95		2,853.35	100.25
Gen Frank W Milburn Memorial	10,271.24	300.00		10,571.24	375.68
Kenneth R L Simmons Scholarship	2,500.00			2,500.00	91.04
Marjorie Frost Scholarship	12,000.00			12,000.00	436.52
Sidney J Coffee Memorial	3,277.90	190.00		3,467.90	126.26
Wade Reichel Scholarship	16,000.00			16,000.00	582.23
Sam and Nellie MacLay Memorial	601.50			601.50	21.81
J W Gebhart Memorial	572.00			572.00	20.73
Lucia Mirrielees Memorial Library	10,114.25			10,114.25	368.06
Neil Wilson Scholarship	11,800.00			11,800.00	429.30
Thomas Mulroney Memorial	3,213.87	1,000.00		4,213.87	123.30
Terry Dillon Memorial	5,695.37			5,695.37	207.21
James Castles Endowment	4,998.00	1,171.70		6,169.70	190.38
Myrick-Hansen Award	701.50			701.50	25.51
J W Severy Memorial	478.00			478.00	17.30
Albyn McCulloh Scholarship	21,510.00			21,510.00	782.70
Lenes Award	2,500.00			2,500.00	91.05
Alden Pedersen		811.13		811.13	
	(186,483.37)	( 3,618.78)		(190,102.15)	( 6,810.64)
Income Accounts					
Holmes McDowell Scholarship	5,700.00			5,700.00	207.31
Anonymous Scholarship for Girls	2,381.97			2,381.97	86.74
B. K. Wheeler Scholarship	4,634.46			4,634.46	168.58
Century Club Scholarship		1,500.00		1,500.00	18.00
Chemistry Faculty Award	550.00			550.00	19.95
Waters Memorial	373.62			373.62	13.59
Law School Development	1,192.30			1,192.30	43.41
Library Books	100.00		100.00		
Promotion and Publicity	10.00		10.00		
Religious Center Reserve	14,881.05	427.91		15,308.96	546.26
Research and Publication	10.00		10.00		
Hetler Scholarship	1,359.49			1,359.49	49.38
Sidney J Coffee Scholarship	1,681.95		190.00	1,491.95	54.27
Unrestricted	8,835.50	1,013.75		9,849.25	341.60
Bonner Memorial Library	500.00			500.00	18.18
Haynes Scholarship	6,500.00			6,500.00	236.45
Pray Scholarship	5,000.00			5,000.00	181.88
Charles Pray Memorial	50.00			50.00	1.77
Music	1,500.00			1,500.00	54.56
Friends of the Library	3,500.00			3,500.00	127.41
E A Atkinson Memorial	918.21		918.21		13.39
William Griffiths Memorial	256.67			256.67	9.27
Rod McCall Memorial	1,025.00			1,025.00	37.34
Faculty Improvement	4,905.00			4,905.00	178.55
Andrew B. Hammond Scholarship	4,000.00		4,000.00		44.58
Lord Scholarship	5,000.00			5,000.00	181.88
Simonson/Speech Pathology	500.00			500.00	18.19
Faculty Club	216.80			216.80	7.81
Gute Memorial	584.00			584.00	21.32
Ames Memorial	2,112.68			2,112.68	76.85
Center for Natural Resources	3,000.00	3,000.00		6,000.00	161.89
Mansfield Lecture Series	1,000.00		1,000.00		14.60
	( 82,278.70)	( 5,941.66)	( 6,228.21)	( 81,992.15)	( 2,935.01)
	\$268,762.07	\$	\$	\$272,094.30	\$ 9,745.65
Undistributed Investment Gain	( 2,889.56)	6,564.05		3,674.49	
	\$265,872.51	\$ 6,564.05	\$	\$275,768.79	\$ 9,745.65



## LOAN FUNDS

	Fund Balance July 1, 1967	Increases During 1967 - 68	Decreases During 1967 - 68	Fund Balance June 30, 1968	Consisting of	
					Cash	Student Notes Receivable
<u>American Association of University Women - Butte Chapter</u> Limited to sophomore, junior and senior women. Available in two types of loans. (Emergency loans - non-interest, payable in one month, in amounts not to exceed \$25. (2) Regular loans not to exceed \$200 at 2% payable not later than one year after graduation.	\$ 3,662.33	\$ 5.52	\$ - 0 -	\$ 3,667.85	\$ 3,398.49	\$ 269.36
<u>Montana State Pharmaceutical Association</u> Loaned at the discretion of the association trustees to students who can complete the requirements for a degree in pharmacy within three years. Two types of loans are available. (1) Emergency loans not to exceed \$100 at 4% interest to be waived if repaid within 90 days. (2) Long term loans not to exceed \$400 at 3% payable not later than three years after graduation.	\$ 4,568.23	\$ 753.54	\$ - 0 -	\$ 5,321.77	\$ 3,144.86	\$ 2,176.91
<u>General, Unrestricted</u> Policy and interest rate determined by the University administration.	\$ 1,339.86	\$ 20.25	\$ - 0 -	\$ 1,360.11	\$ 361.29	\$ 998.82
<u>Ada Davis Loan Fund</u> Limited to sophomore, junior and senior women. Available in two types of loans. (1) Emergency non-interest bearing, payable in one month. (2) Regular loans not to exceed \$200 at 2% payable one year after graduation.	\$ 161.91	\$ 11.75	\$ - 0 -	\$ 173.66	\$ 173.66	\$ - 0 -
<u>James Still Memorial Loan Fund</u> Available to members of Sigma Phi Epsilon Fraternity to be administered by the Dean of Students.	\$ 517.93	\$ - 0 -	\$ - 0 -	\$ 517.93	\$ 17.93	\$ 500.00
<u>Risse Joint Memorial Loan Fund</u> Available to worthy and needy students upon recommendation of the Dean of Students Office.	\$ 322.35	\$ 9.71	\$ - 0 -	\$ 332.06	\$ 273.28	\$ 58.78
<u>Margaret Frazier Memorial</u> Available to sophomore, junior and senior women who have at least a 2.00 GPA, payable after graduation.	\$ 201.00	\$ .96	\$ - 0 -	\$ 201.96	\$ 201.96	\$ - 0 -



UNIVERSITY OF MONTANA FOUNDATION

LOAN FUNDS

	Fund Balance July 1, 1967	Increases During 1967 - 68	Decreases During 1967 - 68	Fund Balance June 30, 1968	Cash	Student Notes Receivable
<u>Foreign Students Loan Fund</u> Available to all foreign students of the University, upon the recommendation of the foreign student advisor.	\$ 806.35	\$ 365.00	\$ - 0 -	\$ 1,171.35	\$ 421.35	\$ 750.00
<u>Law School Foundation</u> Available to law students upon the recommendation of the Dean of the Law School.	\$ 1,350.00	\$ 1,400.00	\$ - 0 -	\$ 2,750.00	\$ - 0 -	\$ 2,750.00
<u>Carnel Memorial Fund</u> Available to members of the Sigma Phi Epsilon Fraternity. The interest rate is 3%.	\$ 1,058.90	\$ - 0 -	\$ - 0 -	\$ 1,058.90	\$ 508.90	\$ 550.00
 TOTALS	<u>\$ 13,988.86</u>	<u>\$ 2,566.23</u>	<u>\$ - 0 -</u>	<u>\$ 16,555.59</u>	<u>\$ 8,501.72</u>	<u>\$ 8,053.87</u>



UNIVERSITY OF MONTANA FOUNDATION

Statement of Changes in Loan Funds

Year Ending June 30, 1968

Fund Record

	Balance July 1, 1967	Additions		Balance June 30, 1968
		Gifts	Interest	
American Association of University Women - Butte	\$ 3,662.33	\$ - 0 -	\$ 5.52	\$ 3,667.85
Montana State Pharmaceutical Association	4,568.23	660.00	93.54	5,321.77
General Unrestricted	1,339.86	- 0 -	20.25	1,360.11
Ada Davis Loan Fund	161.91	- 0 -	11.75	173.66
James Still Memorial	517.93	- 0 -	- 0 -	517.93
Risse Joint Memorial Loan	322.35	5.00	4.71	332.06
Margaret Frazier Memorial	201.00	- 0 -	.96	201.96
Foreign Student Loan Fund	806.35	265.00	100.00	1,171.35
Law Scholarship	1,350.00	1,400.00	- 0 -	2,750.00
Carnel Memorial	1,058.90	- 0 -	- 0 -	1,058.90
TOTALS	\$ 13,988.86	\$ 2,330.00	\$ 236.73	\$ 16,555.59

Note Record

	Outstanding July 1, 1967		New Loans		Loans Paid	Outstanding June 30, 1968		Delinquent	
	No.	Amount	No.	Amount		No.	Amount	Less Than One Year	One Year or More
American Association of University Women-Butte	1	\$ 488.70	0	\$ - 0 -	\$ 219.34	4	\$ 269.36	\$ - 0 -	\$ 269.36
Montana State Pharmaceutical Association	5	2,693.54	1	100.00	616.63	7	2,176.91	800.00	- 0 -
General, Unrestricted	7	1,249.92	0	- 0 -	251.10	9	998.82	- 0 -	998.82
Ada Davis Loan Fund	1	150.00	0	- 0 -	150.00	0	- 0 -	- 0 -	- 0 -
James Still Memorial	1	150.00	2	500.00	150.00	2	500.00	- 0 -	- 0 -
Risse Joint Memorial	2	373.78	0	- 0 -	315.00	1	58.78	- 0 -	58.78
Foreign Students	7	400.00	12	1,549.50	1,199.50	6	750.00	350.00	- 0 -
Law Scholarship	9	1,350.00	18	1,475.00	75.00	26	2,750.00	- 0 -	- 0 -
Carnel Memorial	1	300.00	1	250.00	- 0 -	2	550.00	- 0 -	- 0 -
Margaret Frazier	0	- 0 -	1	120.00	120.00	0	- 0 -	- 0 -	- 0 -
TOTALS	34	\$7,155.94	35	\$3,994.50	\$3,096.57	57	\$8,053.87	\$1,150.00	\$1,326.96



TRUST FUND ACCOUNTS

	Balance July 1, 1967	Transfer of Funds In	Receipts	Transfer of Funds Out	Disbursements	Balance June 30, 1968
Accounts Receivable	\$ 22,582.88	\$	\$383,646.32	\$383,588.24	\$	\$ 22,640.96
Deposit for Student Expenses	380.02		51,453.98	24,054.12	27,427.44	352.44
Clearing Account	350.00		992.65	844.15	167.00	331.50
Vocational Rehabilitation in State	- - -		31,713.00	16,772.00	14,950.00	( 9.00)
Vocational Rehabilitation - Miscellaneous	- - -		9,695.42	4,819.58	5,169.50	( 293.66)
Installment Payment	- - -		9,602.50	2,963.50	6,711.00	( 72.00)
Residence Halls Phone Tolls	7,424.54		76,860.61	60,086.65	22,477.93	1,720.57
Faculty - Staff Blue Cross	905.52		2,680.98		3,586.50	- - -
Group Insurance Holding	- - -		936.87			936.87
Physical Plant Key Deposit	872.87		345.00		457.43	760.44
Faculty Travel	( 1,518.74)		300.25		( 282.93)	( 935.56)
European Tour Fund	- - -		200.00		200.00	- - -
Graduate Exam Fee	1,402.21		306.00		1,512.24	195.97
Doctoral Dissertation	825.70		1,254.30		1,304.66	775.34
Instructional Activity	- - -		100.00	33.00	67.00	- - -
Fees in Advance - Fall 1967	27,255.50		8,355.00	34,740.50	870.00	- - -
Fees in Advance - Winter 1968	45.00		2,775.50	2,685.50	135.00	- - -
Fees in Advance - Spring 1968	15.00		1,185.00	1,200.00		- - -
Fees in Advance - Fall 1968	15.00	15.00	29,895.00		240.00	29,685.00
Fees in Advance - Winter 1969	- - -		105.00			105.00
Fees in Advance - Spring 1969			45.00			45.00
Fees in Advance - Fall 1969			52.50			52.50
	<u>\$ 60,555.50</u>	<u>\$ 15.00</u>	<u>\$612,500.88</u>	<u>\$531,787.24</u>	<u>\$ 84,992.77</u>	<u>\$ 56,291.37</u>

SUMMARY OF FUNDS STATEMENT

ASSOCIATED STUDENTS' ACTIVITIES

A.S.U.M. General Fund	\$ 126.64	\$	\$ 4,842.00	\$ 76.21	\$ 4,668.48	\$ 223.95
A.S.U.M. Reserve	95.40		16,387.94	6,863.80	3,911.18	5,708.36
A.S.U.M. Travel Coordination	- - -		600.00		492.70	107.30
Associated Women Students	393.85		456.25	36.00	524.27	289.83
Associated Women Students Reserve	785.42				7.75	777.67
Auxiliary Sports Board	130.04		645.00		426.80	348.24
Band Fund	194.98		4,835.50	1,000.00	3,237.78	792.70
Band Tour	- - -	1,000.00				1,000.00
Debate and Oratory	138.78		4,380.00		4,358.25	160.53
Facilities Usage	1,466.67		4,400.00	5,866.67		- - -
Freshman Camp	545.98	28.80	1,371.26		1,940.62	5.42
Grizzly Growlers	21.25				5.00	16.25
Intercollegiate Sports - Women	16.77		2,069.72		1,824.13	262.36
Intramural Sports - Men	289.48		3,675.00		3,427.71	536.77
Leadership Camp	- - -	76.21	1,624.50		1,700.71	- - -



SUMMARY OF FUNDS STATEMENT

ASSOCIATED STUDENTS' ACTIVITIES (Continued)

	Balance July 1, 1967	Transfer of Funds In	Receipts	Transfer of Funds Out	Disbursements	Balance June 30, 1968
"M" Book	\$ 132.56	\$	\$ 2,513.90	\$	\$ 2,088.35	\$ 558.11
Model United Nations	309.18	200.00	1,500.00		2,006.00	3.18
Montana Model United Nations	49.65		1,198.99		492.30	756.34
Montana Kaimin	5,351.47		47,519.37		43,468.42	9,402.42
Montana Masquers	- - -	4,407.75	16,945.00		22,834.97	( 1,482.22)
Rifle Team	8.70				5.00	3.70
Publicity Committee	82.96				39.24	43.72
A.S.U.M. Program Council	34.89	10,000.00	20,930.76	2,227.22	27,818.84	919.59
1966 Sentinel	5,986.38			5,955.93	30.45	- - -
1967 Sentinel	4,978.44	2,677.92			7,656.36	- - -
1968 Sentinel	- - -	2,708.37	17,229.30	1.70	5,082.44	14,853.53
Sentinel Reserve Fund	418.66	5,955.93	200.00	6,384.59	190.00	- - -
Sentinel Capital Expenditure Fund	5.23	1,000.00			728.10	277.13
Traditions Board	395.52		1,100.00		496.86	998.66
Travel Coordinations	35.45		4,000.00	2,000.00	1,145.27	890.18
Garrett Magazine	871.86		1,769.49		300.76	2,340.59
The Book	- - -	1,550.00	1,150.00		632.42	2,067.58
Womens' Recreation Association	178.47		3,017.58		2,472.85	723.20
	( 23,044.68)	( 29,604.98)	(164,361.56)	( 30,412.12)	(144,014.01)	( 42,585.09)

OTHER AGENCY ACCOUNTS

Air Force Angel Flight	\$ 107.79	\$	\$ 666.24	\$	\$ 739.67	\$ 34.36
Air Force Uniform #1	1,154.91	37.35	746.10	200.00	752.91	985.45
Air Force Uniform #2	9,485.74		8,930.00		7,270.23	11,145.51
Army ROTC Lost Equipment	464.75		100.08		310.50	254.33
Army Uniform Account	7,871.70		11,919.72		11,221.60	8,569.82
Arnold Air Society	170.94		703.50		543.65	330.79
American Society of Mammologists	57.63		800.00		849.37	8.26
Alpha Kappa Delta	196.45		480.85		561.36	115.94
Alpha Lambda Delta	11.45		188.00		182.17	17.28
Alumni Association	3,595.05	1,428.00	16,948.98	1,500.00	17,404.69	3,067.34
Alumni Unrestricted	361.87	1,059.83	14,952.60	4,471.87	6,012.08	5,890.35
Alumni Chair Sales	66.37		281.00		245.76	101.61
Alumni Grizzly Club	190.00		1,550.00		1,604.05	135.95
Alumni Association Development	- - -	524.50	4,230.28		28.71	4,726.07
Alumni Chinske Memorial	- - -		1,264.46		1,294.00	( 29.54)
American Assoc. University Professors	26.35		140.00		108.47	57.88
American Pharmaceutical Association	36.76		614.00		603.68	47.08
Art Auction Fund	1,278.35	20.00	3,440.89		3,560.39	1,178.85
Art Enrichment Program	519.56		924.00		251.32	1,192.24
Athletic Program Fund	66.70	267.83	4,873.06		5,207.59	- - -
Baseball Park Fund	65.29		68.00	101.24	32.05	- - -
Bear Paws General	133.37	154.84	683.50		466.22	505.49
Bear Paws Sweater	121.80			116.80	5.00	- - -



SUMMARY OF FUNDS STATEMENT

OTHER AGENCY ACCOUNTS (Continued)

	<u>Balance</u> <u>July 1, 1967</u>	<u>Transfer of</u> <u>Funds In</u>	<u>Receipts</u>	<u>Transfer of</u> <u>Funds Out</u>	<u>Disbursements</u>	<u>Balance</u> <u>June 30, 1968</u>
Bear Paws Reserve for Campus	\$ 43.04	\$	\$	\$ 38.04	\$ 5.00	\$ - - -
Brantly Hall	- - -	32.05	1,223.69		760.37	495.37
Bur of Press & Broadcasting Research	489.10				43.75	445.35
Camping Workshop	469.76		794.00		655.70	608.06
Century Club	- - -		700.00		2.95	697.05
Century Club Social Fund	279.11				256.13	22.98
Circle "K"	- - -		221.23		109.11	112.12
Coaching Clinic	54.00		2,470.67		2,963.77	( 439.10)
International Club	316.18		132.79		228.10	220.87
Delta Psi Kappa	206.16		191.29		387.41	10.04
Dolphin Club	54.33				5.00	49.33
Druids	45.16		44.50		68.93	20.73
E. Knowles Maintenance Fund	321.66	90.00			47.85	363.81
E. Knowles Hall Club	467.34		1,955.09	90.00	1,739.47	592.96
E. Knowles Summer Fund	- - -	169.00			65.65	103.35
Elrod Hall Club	41.41			32.05	9.36	- - -
Faculty Courtesy Club	736.89		238.00		279.32	695.57
Family Life Education Program	1,011.32		6,821.48		5,570.93	2,261.87
Foresters' Ball	2,370.77		6,422.45	3,094.25	5,407.14	291.83
Forestry Club	72.03		719.85		763.31	28.57
Forestry AWFC Fund	190.47		19.65		184.81	25.31
Forestry Kaimin	164.83		911.00		988.67	87.16
Forestry 50th Anniversary	.64				.64	- - -
Grizzly "M" Club	157.05		7.00		75.91	88.14
Grizzly Rodeo Club	143.50		4,609.05		4,608.14	144.41
Hellgate Flying Club	106.06		133.00		134.48	104.58
High School Speech Camp	9,740.78		6,415.00	500.00	9,191.42	6,464.36
High School Math Contest	559.80		515.30		541.08	534.02
Home Economics Club	150.59		609.43		715.58	44.44
Homecoming	- - -		2,420.50		2,373.07	47.43
Interfraternity Council	( 18.71)		1,944.36		713.34	1,212.31
Interscholastic Committee	807.56				69.95	737.61
Interscholastic Program Committee	63.13					63.13
Jubileers	721.53	1,500.00	1,457.54	835.00	2,836.53	7.54
Judo Club	199.98		229.00	47.00	349.08	32.90
Kappa Omicron Phi	62.22		354.61		414.62	2.21
Literature for Young Adults	- - -		176.00		176.00	- - -
Law School Institute	2,430.90	50.00	2,465.00		1,576.68	3,369.22
Law School Insurance Administration	2,156.80		1,783.21	2,900.00	991.78	48.23
Little Grizzly Football	90.00			90.00		- - -
Leotard Rental	102.32		210.25		199.26	113.31
"M" Club	486.19				143.20	342.99
Masquers Club	379.57		6.80	200.00	158.96	27.41
Masquers Summer Theatre	878.76		6,091.60	931.00	5,058.46	980.90



SUMMARY OF FUNDS STATEMENT

OTHER AGENCY ACCOUNTS (Continued)

	Balance July 1, 1967	Transfer of Funds In	Receipts	Transfer of Funds Out	Disbursements	Balance June 30, 1968
Mens' Dorm Social Fund	\$ 419.55	\$ 203.00	\$ 7,034.83	\$	\$ 6,488.67	\$ 1,168.71
Mathematics Meetings	472.00			108.39	363.61	- - -
Montana College Testing	2,622.02		1,949.38		2,186.76	2,384.64
Miss Montana Committee	51.94			46.94	5.00	- - -
Miss U of M Fund	128.26	1,893.67		43.96	1,977.97	- - -
M. I. E. A.	296.96		1,081.25		1,303.63	74.58
Montana in Miniature	182.69		73.50		76.11	180.08
Montana Masquers Capital Purchases	180.40		1,786.41	745.56	1,221.25	- - -
Montana State Colo & Small Ensemble	- - -		5,627.50		5,538.00	89.50
Montana Track Club	163.40				150.40	13.00
Mortar Board	306.36		1,515.00		1,757.87	63.49
MSF Choir & Choral Union	99.90		459.00		569.98	( 11.08)
High School Fine Arts	10,036.63		18,671.08	11.88	17,601.76	11,094.07
MSF Library Fund	47.26		10.00		55.15	2.11
MSF Opera Workshop	163.20		170.88		11.88	322.20
Nat. Society for Study of Communication	1.95				1.95	- - -
Opera Fund	714.35		1,542.75		1,616.11	640.99
N. W. Manuscript Account	- - -		1,500.00		1,176.09	323.91
Orchesis	55.23		255.28		103.32	207.19
Panhellenic	1,500.47		1,094.00		1,981.48	612.99
Omicron Delta Epsilon	49.65		98.50		124.05	24.10
Phi Beta Kappa	48.12				5.00	43.12
Phi Chi Theta	4.24		507.92		467.23	44.93
Phi Epsilon Kappa	179.43					179.43
Phi Eta Sigma	62.49		270.00		250.03	82.46
Phi Kappa Phi Treasury Account	1,090.04	180.23	1,426.00		1,645.42	1,050.85
Phi Kappa Phi Grizzly Account	185.23			180.23	5.00	- - -
Phi Sigma	16.84		531.60		343.05	205.39
Pi Delta Phi	13.12		639.96		499.49	153.59
Pi Kappa Lambda	2.93		120.00		105.70	17.23
P. E. Locker Rental	70.52		1,092.00		468.62	693.90
Pistol Club Account	485.26		300.00		1.80	783.46
Rocky Mountain Science	- - -		1,488.86		555.29	933.57
Press Club	2,972.22		1,754.73		2,051.77	2,675.18
Rental Gallery	8.13		486.54		262.94	231.73
Recreational Design Institute	655.33	83.55		655.33	83.55	- - -
R.O.T.C. Cadet Fund - Air Force	1,246.93		1,152.50		1,249.85	1,149.58
R.O.T.C. Cadet Fund - Army	3,713.46		6,391.08	135.00	6,014.67	3,954.87
R.O.T.C. Luge Club	36.20			21.00	15.20	- - -
R.O.T.C. Company AUSA	53.72	135.00	53.00		105.06	136.66
A.F.R.O.T.C. Drill Team	13.75	21.00			34.75	- - -
Royaleers	11.14					11.14
School of Religion	113.70	1,078.97	10,078.32		10,535.44	735.55
Lutheran Chair	( 272.83)		10,577.76	1,078.97	9,225.96	- - -



SUMMARY OF FUNDS STATEMENT

OTHER AGENCY ACCOUNTS (Continued)

	Balance <u>July 1, 1967</u>	Transfer of <u>Funds In</u>	<u>Receipts</u>	Transfer of <u>Funds Out</u>	<u>Disbursements</u>	Balance <u>June 30, 1968</u>
Sigma Delta Pi	\$ 44.25	\$	\$ 236.00	\$	\$ 211.81	\$ 68.44
Sigma Delta Chi	276.96		131.99		223.41	185.54
Ski Class	626.05		5,193.74		4,446.01	1,373.78
Ski Club	( 30.55)		1,353.50		1,322.06	.89
Soccer Club	- - -		660.00		659.97	.03
Speech and Hearing Camp	395.67	8,000.00	10,447.92	1,040.00	15,283.55	2,520.04
Student Accounting Office	8,650.53		23,247.74	20,274.00	589.59	11,034.68
Student I. D. Card Fee	3,291.27		24.00	1,750.86	1,564.41	- - -
Student Education Association	94.04		474.50		539.19	29.35
Student Rights Pamphlet	- - -		3,000.00		215.10	2,784.90
Summer Session Trips	313.28		1,406.00		1,534.58	184.70
Summer Session Activity Fees	- - -					- - -
Summer Session Weekly Bulletin	- - -		.90			.90
Summer Session "On Campus" Recreation	- - -				431.75	( 431.75)
Summer Session "Off Campus" Recreation	- - -		191.00		154.50	36.50
Summer Session Visiting Lecturers	- - -					- - -
Tanan of Spurs	164.44		2,663.24		2,777.28	50.40
Tanan of Spurs Reserve	30.26				5.00	25.26
Theta Sigma Phi	174.30		204.21		313.05	65.46
Tennis School	- - -		489.90		282.97	206.93
Jesse Club Maintenance Fund	140.42				.50	139.92
Jesse Hall Club	322.27	217.00	2,652.27		2,049.44	1,142.10
Turner Hall Club	175.67		866.93		752.66	289.94
Turner Hall Maintenance Club	14.29					14.29
U of M Pageant	- - -	207.30			207.30	- - -
University Jazz Workshop	- - -		278.15			278.15
Wildlife Club	201.77		141.00		36.25	306.52
Womens' Residence Hall Sinking Fund	442.48				5.00	437.48
Womens' P. E. Classes	175.74		50.00		.55	225.19
World University Service	220.00				220.00	- - -
Xi Sigma Pi	30.81		337.00		165.63	202.18
Young Americans for Freedom	1.69				1.69	- - -
Young Democrats	.56				.56	- - -
Young Republicans	46.43		12.00		30.41	28.02
	( 96,539.88)	( 17,353.12)	(260,600.22)	( 41,239.37)	(222,387.46)	(110,866.39)

SOCIAL FRATERNITIES

Alpha Phi	\$ 236.23	\$	\$ 49,393.89	\$	\$ 45,753.53	\$ 3,876.59
Alpha Tau Omega	390.31		25,613.99		25,473.05	531.25
Alpha Kappa Lambda	61.19		2,332.48		2,353.14	40.53
Alpha Omicron Phi	570.23		8,357.59		7,820.59	1,107.23



SUMMARY OF FUNDS STATEMENT

SOCIAL FRATERNITIES (Continued)

	<u>Balance</u> <u>July 1, 1967</u>	<u>Transfer of</u> <u>Funds In</u>	<u>Receipts</u>	<u>Transfer of</u> <u>Funds Out</u>	<u>Disbursements</u>	<u>Balance</u> <u>June 30, 1968</u>
Delta Delta Chapter	\$ 253.02	\$	\$ 15,988.70	\$	\$ 14,817.77	\$ 1,423.95
Delta Delta House	8.50		29,604.10		27,820.03	1,792.57
Delta Gamma Chapter	1,304.99		17,203.58		17,429.04	1,079.53
Delta Gamma House	290.51		32,299.14		31,322.28	1,267.37
Delta Sigma Phi	291.79		25,790.06		26,197.73	( 115.88)
Kappa Alpha Theta	433.89		46,469.42		45,327.47	1,575.84
Phi Sigma Kappa	2,754.86		11,751.72		12,688.79	1,817.79
Sigma Alpha Epsilon	2,079.25		36,894.33		39,924.78	( 951.20)
Sigma Nu	18.41		60,672.83		58,851.58	1,839.66
Tau Kappa Epsilon	552.24		189.75		741.99	- - -
Theta Chi	865.14		7,917.64		8,782.78	- - -
	( 10,110.56)		(370,479.22)		(365,304.55)	( 15,285.23)
 TOTAL	 \$129,695.12	 \$ 46,958.10	 \$795,441.00	 \$ 71,651.49	 \$731,706.02	 \$168,736.71



## SUMMARY OF INVESTMENTS BY FUNDS

Two Years

July 1, 1966 to June 30, 1968

<u>Fund &amp; Organization</u>	<u>Invested With</u>	<u>Balance</u> <u>July 1, 1966</u>	<u>Transfers</u> <u>In</u>	<u>Interest</u> <u>Earned</u>	<u>Transfers</u> <u>Out</u>	<u>Balance</u> <u>June 30, 1968</u>
<u>Current Funds</u>						
A. Auxiliary Enterprises						
Intercollegiate Athletics	First National Bank	\$ 8,000.00	\$ - - -	\$ 344.67	\$ 8,344.67	\$ - - -
	Missoula First Federal	10,000.00	- - -	900.00	900.00	10,000.00
	Southside National Bank	8,000.00	- - -	260.00	8,260.00	- - -
	Western Federal Savings & Loan	10,000.00	- - -	900.00	900.00	10,000.00
	Western Montana National Bank	8,000.00	- - -	320.00	8,320.00	- - -
		( 44,000.00)	( - - - )	( 2,724.67)	( 26,724.67)	( 20,000.00)
B. Student Aid (Exp. Income Only)						
J.H.T. Ryman Fellowship	Montana Trust & Legacy	- - -	- - -	1,310.65	1,310.65	- - -
Silas R. Thompson, Jr., Scholarship		99.91	- - -	441.72	441.72	99.91
W. K. Kellogg Foundation		1,451.89	- - -	108.42	108.42	1,451.89
C. G. Rochon Scholarship		740.00	- - -	57.22	232.22	565.00
		( 2,291.80)	( - - - )	( 1,918.01)	( 2,093.01)	( 2,116.80)
Total Current Funds		\$ 46,291.80	\$ - - -	\$ 4,642.68	\$ 28,817.68	\$ 22,116.80
<u>Student Loan Funds</u>						
Forestry Club	First National Bank	\$ - - -	\$ - - -	\$ - - -	\$ - - -	\$ - - -
Forestry Club	Missoula First Federal	2,566.14	2,500.00	314.30	- - -	5,380.44
Forestry Club	Western Federal Savings & Loan	9,000.00	- - -	1,001.25	1,001.25	9,000.00
Law School Foundation		303.82	- - -	28.29	- - -	332.11
Charlotte Russell Memorial		265.80	- - -	24.73	- - -	290.53
Total Student Loan Funds		\$ 12,135.76	\$ 2,500.00	\$ 1,368.57	\$ 1,001.25	\$ 15,003.08
<u>Endowment Annuity and Other</u>						
<u>Non-Expendable Funds</u>						
Paul Chrisler Phillips Memorial	Western Federal Savings & Loan	\$ 6,250.00	\$ - - -	\$ 407.53	\$ 407.53	\$ 6,250.00
	Missoula First Federal	6,250.00	- - -	436.22	436.22	6,250.00
		( 12,500.00)	( - - - )	( 843.75)	( 843.75)	( 12,500.00)
W. W. Dixon, Law Prof. & Library						
Stock	State Treasurer	62,080.00	- - -	7,956.35	7,956.35	62,080.00
	Montana Trust & Legacy	23,170.00	- - -	1,730.46	1,730.46	23,170.00
		( 85,250.00)	( - - - )	( 9,686.81)	( 9,686.81)	( 85,250.00)
J.H.T. Ryman, Library		7,500.00	- - -	649.58	649.58	7,500.00
J.H.T. Ryman, Fellowship		15,271.22	- - -	1,310.65	1,310.65	15,271.22
E. L. Bonner, Scholarship		6,570.00	- - -	520.20	520.20	6,570.00
Olaf J. Bue, Scholarship		650.00	600.00	76.78	76.78	1,250.00
Silas R. Thompson, Jr., Scholarship		5,000.00	- - -	356.66	356.66	5,000.00
William G. Kohner Scholarship		- - -	7,425.00	237.06	237.06	7,425.00
W. M. Aber, Prize		1,050.00	- - -	90.92	90.92	1,050.00



## SUMMARY OF INVESTMENTS - BY FUNDS

Two Years

July 1, 1966 to June 30, 1968

<u>Fund &amp; Organization</u>	<u>Invested With</u>	<u>Balance</u> <u>July 1, 1966</u>	<u>Transfers</u> <u>In</u>	<u>Interest</u> <u>Earned</u>	<u>Transfers</u> <u>Out</u>	<u>Balance</u> <u>June 30, 1968</u>
<u>Endowment Annuity and Other</u>						
<u>Non-Expendable Funds (Continued)</u>						
Philo S. Bennett, Prize	Montana Trust & Legacy	\$ 1,175.00	\$ - - -	\$ 55.91	\$ 55.91	\$ 1,175.00
Class of 1904, Prize		800.00	- - -	63.34	63.34	800.00
C. A. Duniway, Prize		400.00	- - -	31.65	31.65	400.00
Annie Lewis Joyce, Prize		251.00	- - -	19.86	19.86	251.00
Total Endowment, Annuity & Other Non-Expendable Funds		\$136,417.22	\$ 8,025.00	\$ 13,943.17	\$ 13,943.17	\$144,442.22
<u>Plant Funds</u>						
<u>Retirement of Indebtedness</u>						
Turner Hall - 1939 - I & S	State Land Commissioner	\$ 890.00	\$ - - -	\$ 65.00	\$ 65.00	\$ 890.00
Student Union Facilities Bonds - Reserve		27,424.38	- - -	477.10	27,901.48	- - -
Field House Bonds - I & S		- - -	144,859.61	2,610.90	94,000.00	53,470.51
Field House Bonds - Reserve		70,288.59	14,981.98	5,849.50	12,049.50	79,070.57
Land Grant & Student Fee Bonds - I & S		- - -	51,147.63	918.80	34,000.00	18,066.43
Land Grant & Student Fee Bonds '55 - Reserve		29,876.25	6,274.13	2,523.15	5,023.15	33,650.38
Revenue Bonds of '56 - Reserve	First National Bank	212,190.48	337,671.03	22,871.86	329,067.76	243,665.61
Swimming Pool Bonds - I & S	State Land Commissioner	- - -	51,203.00	906.57	33,044.62	19,064.95
Swimming Pool - Reserve		21,848.75	4,535.92	1,812.76	3,712.76	24,484.67
Revenue Bonds of '57 - Reserve	First National Bank	32,068.86	46,616.54	3,218.63	41,212.52	40,691.51
MSU 1960 Bldgs Bond - Reserve		158,022.31	190,230.15	15,599.75	184,606.89	179,245.32
MSU 1960 Bldgs Bonds - I & S		107,889.18	14,973.18	8,574.81	13,629.09	117,808.08
MSU 1960 Bldgs Bonds Escrow	First Nat. Bank - Minneapolis	2,332,589.93	239,835.81	184,373.68	536,402.47	2,220,396.95
Revenue Bonds of '61 - Reserve	First National Bank	53,213.96	102,370.44	6,186.28	82,333.44	79,437.24
Student Bldgs Fee Revenue Bonds - I & S		12,001.79	301,733.09	8,844.45	321,577.40	1,001.93
Student Bldgs Fee - Revenue Bonds - Reserve		176,993.51	41,325.07	14,790.26	40,964.98	192,143.86
Revenue Bonds of '63 - Series A - Reserve		2,001.58	112,140.23	4,446.78	55,878.44	62,710.15
Revenue Bonds of '63 - Series B - Reserve		16,021.80	26,724.94	1,590.66	20,574.05	23,763.35
Revenue Bonds of '64 - 1st Series		62,870.50	7,961.99	5,044.06	7,061.36	68,815.19
Revenue Bonds of '64 Second Series, Reserve		- - -	155,823.79	4,666.81	80,509.10	79,981.50
Revenue Bonds of '65 - Reserve		- - -	41,585.28	25.00	25.00	41,585.28



## SUMMARY OF INVESTMENTS - BY FUNDS

Two Years

July 1, 1966 to June 30, 1968

<u>Fund &amp; Organization</u>	<u>Invested With</u>	<u>Balance July 1, 1966</u>	<u>Transfers In</u>	<u>Interest Earned</u>	<u>Transfers Out</u>	<u>Balance June 30, 1968</u>
<u>Plant Funds (Continued)</u>						
Retirement of Indebtedness (Continued)						
Revenue Bonds of '66 - 1st Series	National Bank					
Reserve		\$ - - -	\$ 81,509.55	\$ 1,050.00	\$ 1,050.00	\$ 81,509.55
Revenue Bonds of '66 - 2nd Series						
Reserve		- - -	357,870.22	14,483.08	186,573.79	185,779.51
Total Plant Funds		\$3,316,191.87	\$2,331,373.58	\$310,929.89	\$2,111,262.80	\$3,847,232.54
<u>Agency Funds</u>						
Student Organizations						
Alumni - General	Union Bank & Trust	\$ - - -	\$ 1,000.00	\$ - - -	\$ - - -	\$ 1,000.00
Alumni - Chinske Memorial		- - -	1,244.00	- - -	- - -	1,244.00
Associated Students	Missoula First Federal	10,000.00	- - -	427.50	7,360.00	3,067.50
	Western Federal Savings & Loan	10,000.00	- - -	572.50	8,527.50	2,045.00
	Prudential Federal Savings	10,000.00	- - -	691.07	10,691.07	- - -
Forestry Club	Western Federal Savings & Loan	164.77	- - -	15.34	- - -	180.11
Interfraternity Council		900.00	50.00	106.31	84.80	971.51
Interscholastic Committee		4,482.44	5,000.00	742.77	- - -	10,225.21
Mont. Intersch. Editorial Assoc.		414.69	- - -	38.59	- - -	453.28
School of Religion		3,225.74	- - -	- - -	3,225.74	- - -
Sentinel Reserve Fund	Prudential Federal Savings	5,037.50	8,000.00	1,103.54	- - -	14,141.04
		( 44,225.14)	( 15,294.00)	( 3,697.62)	( 29,889.11)	( 33,327.65)
U of M Foundation	Union Bank & Trust Co.	439,001.67	27,998.13	42,330.87	509,330.67	- - -
	Escrow-Contract Receivable	12,016.81	- - -	1,534.74	13,551.55	- - -
	Stock Certificates	5,000.00	- - -	162.50	5,162.50	- - -
	Mont Revenue Bond Coupons	- - -	20,347.06	594.11	20,941.17	- - -
		(456,018.48)	( 48,345.19)	( 44,622.22)	(548,985.89)	( - - - )
Student Store Special Res. Fund	Missoula First Federal	8,664.60	- - -	806.53	- - -	9,471.13
	First National Bank	5,311.10	- - -	419.62	- - -	5,730.72
	Western Montana National Bank	5,307.59	- - -	429.57	- - -	5,737.16
	Western Federal Savings & Loan	7,217.83	- - -	671.85	- - -	7,889.68
	Montana Masquers	500.00	- - -	- - -	500.00	- - -
		( 27,001.12)	( - - - )	( 2,327.57)	( 500.00)	( 28,828.69)
Associated Students' Store	Southside National Bank	10,000.00	20,000.00	1,087.50	1,087.50	30,000.00
Total Agency Funds		\$537,244.74	\$ 83,639.19	\$ 51,734.91	\$580,462.50	\$ 92,156.34
TOTAL INVESTMENTS - ALL FUNDS		\$4,048,281.39	\$2,425,537.77	\$382,619.22	\$2,735,487.40	\$4,120,950.98