

University of Montana

ScholarWorks at University of Montana

University of Montana Annual Financial Reports,
1918-2012

University of Montana Publications

12-1993

Financial Report 1993

University of Montana (Missoula, Mont. : 1965-1994)

Follow this and additional works at: https://scholarworks.umt.edu/annual_financial_reports

Let us know how access to this document benefits you.

Recommended Citation


University of Montana (Missoula, Mont. : 1965-1994), "Financial Report 1993" (1993). *University of Montana Annual Financial Reports, 1918-2012*. 70.

https://scholarworks.umt.edu/annual_financial_reports/70

This Report is brought to you for free and open access by the University of Montana Publications at ScholarWorks at University of Montana. It has been accepted for inclusion in University of Montana Annual Financial Reports, 1918-2012 by an authorized administrator of ScholarWorks at University of Montana. For more information, please contact scholarworks@mso.umt.edu.



The University of
Montana



Financial Report **1993**

Contents

An aerial photograph of a large outdoor festival, likely the Centennial May Fete, held on a grassy oval field. The field is filled with numerous white tents of various sizes, some with striped awnings. A large crowd of people is scattered across the field, particularly concentrated in the center and along the edges. In the background, there are trees and a city skyline under a clear sky. The overall scene is vibrant and festive.

2	Administration
3	President's Message
4	The University
8	Balance Sheet
10	Statement of Current Funds Revenues, Expenditures, and Other Changes
12	Statement of Changes in Fund Balance
14	Notes to Financial Statements

Centennial May Fete on the Oval, May 1, 1993

photo by Todd Goodrich

Montana Board of Regents

William L. Mathers (Chairman)
Miles City

Paul F. Boylan
Bozeman

Cordell Johnson
Helena

James Kaze
Havre

Travis Belcher
Student Regent
Helena

Kermit Schwanke
Missoula

Thomas F. Topel
Billings

The Honorable Marc Racicot
Governor of Montana
Ex Officio Member of the Board

Nancy Keenan
Superintendent of Public Instruction
Ex Officio Member of the Board

John Hutchinson
Commissioner of Higher Education
Ex Officio Member of the Board

University Executive Officers

George M. Dennison
President

Robert L. Kindrick
Provost & Vice President
for Academic Affairs

James E. Todd
Vice President for
Administration & Finance

Sheila M. Stearns
Vice President for
University Relations

Barbara Hollmann
Dean of Students

Joan Newman
Legal Counsel

Local Executive Board

Arlene Breum
Missoula

Bob Greil
Missoula

Leonard Landa
Missoula

Controller's Office

Rosi C. Keller
Controller

Susan D. Briggs
Assistant Controller

Accountants

Carol Gable
Accounting Manager
Plant Funds &
Property Management

Paul Bjerke
Current Unrestricted
& Designated Funds

Steve Lee
Auxiliary &
Agency Funds

Cheryl Neilson
Student Loan Funds

Richard Hama
Restricted &
Endowment Funds


William P. Cushman
Special Projects

Jayne Franklin
Systems Administration

Diedre Morin
Student Receivables
& Cash Collection

Glenda Nogle
Payroll

(6/30/93)



The President's Message

During this momentous year, we celebrated the Centennial of The University of Montana by recognizing the accomplishments of the past and articulating the promise of the future. A century ago, the people of Missoula joined together to bid successfully for the establishment of the University in their community. Since then, the University has thrived because of the loyalty and generous support of its alumni and friends. Because of their character and the nature of their missions, universities can succeed only if they enjoy the commitment and support of the faculty, staff, students, alumni, and friends. Our Centennial celebration throughout this year, culminating during Homecoming, has provided the occasion to reflect upon the past and contemplate the future, secure in the knowledge that The University of Montana has the solid support it will need to respond to the needs of the people of Montana and the nation.

During the first century, many of the University's alumni and friends invested in the future with generous private contributions that have made a marvelous difference. Lubrecht Forest, long the site of field training for Forestry students and a rich laboratory for researchers, provides just one example of the value of private benevolence. Just this year, we have several other instances of the critical importance of private support. One alumnus donated \$1,000,000 as a challenge that resulted in State funding for a much needed new School of Business Administration Building. The donation of \$1,000,000 from another alumni family will provide for the construction of the new Davidson Honors College facility. The University depends upon private benevolence for the margin of excellence that has characterized the first century of service to the people and State of Montana. It seems unquestionable, in view of the growing pressures upon the State's fiscal resources, that this dependence will increase in the future. During the coming century, the success of education in Montana at all levels will rest even more firmly upon support from the private sector. As a century of experience demonstrates, great societies require great universities, which in turn depend upon private support.

During our Centennial year, we continued to make measurable progress toward the attainment of our goals, the first of which requires the most efficient and effective use of available resources. After four years of planning and preparation, we converted to the semester calendar with few difficulties. Students and faculty took the change in stride and maintained the standards of excellence we have come to demand at the University. The School of Law's Moot Court Team made a clean sweep at the Northwest Regional Competition and a student-produced documentary film won the Society of Professional Journalists' national Mark of Excellence Award for television reporting. Scott Bear Don't Walk, a Philosophy student, became the University's 27th Rhodes Scholar, placing us fourth among all public institutions in graduating Rhodes Scholars. The Centennial theme--"The Next Hundred Years: The University, Montana, and the World"--permeated the many events and attracted numerous international visitors, including University presidents, faculty, and students from places as distant as Australia, New Zealand, and China. In

addition, faculty and students from the University carried the Centennial spirit to numerous locations around the globe. For example, the School of Business Administration and the Department of Foreign Languages and Literatures jointly sponsored a three-week study tour to Heidelberg, Germany, and Nebian, France. The students visited local businesses, government offices, and cultural and health organizations to learn more about life and work in other societies and cultures.

The faculty continued the extraordinary success in attracting external funding to support research and graduate education at The University of Montana, attaining a record \$17,250,850 in contracts and grants this past year. In three years, the volume of funded programs has more than doubled and it increased by more than \$3,000,000 in the last year alone. This remarkable achievement rests solidly upon the increasing breadth and depth of the research and graduate programs sustained by the faculty of the University. In addition, within the next three years the University community will realize the longstanding dream of a public television station on the campus to serve Western Montana, thanks to a \$1,200,000 Federal grant and cooperative efforts with Montana State University.

In my view, this report substantiates the continued financial stability of The University of Montana, thanks in large measure to the efforts of the faculty and the support of friends and alumni. Our second century will bring many new challenges, and we will need to find the ways and means to respond decisively and appropriately to the changing economic and social conditions within the State, region, nation, and world. The University will seek to identify new sources of support and constantly examine its operations to insure optimal efficiency and effectiveness. These commitments and values combined with the continued support and effort of faculty, staff, students, alumni, and friends will sustain The University of Montana as it strives to provide education, research, and service of the highest quality and responsiveness to meet the needs of the people of the State, nation, and world.

The University of Montana

On February 17, 1893, Montana's third Legislature chartered The University of Montana "to provide the best and most efficient manner of imparting to young men and women, on equal terms, a liberal arts education and thorough knowledge of the different branches of literature, science and arts". Montana's first University embraced its mission with commitment and vision. By 1920, one thousand students were taking classes from a faculty of sixty-five and eight buildings had been constructed.

Since it was chartered, The University of Montana (UM) has provided a high-quality, well-rounded education to students and a wide range of services to Montanans. This service began when the University opened its doors to fifty students in 1895. Only a few of these students were prepared for college and it was discovered only five public high schools in Montana were sufficiently developed to prepare pupils for college work. President Craig and the faculty immediately went to work to remedy this situation. The faculty offered college preparatory courses and President Craig became the chairman of committees across the state to prepare curricula for both grade and high schools. He also agreed to serve as the official Inspector for Montana High Schools. By 1908, when President Craig retired, the UM was able to discontinue its preparatory courses, and twenty-six Montana public secondary schools were accredited to prepare pupils to enter college. From that time forward, the University has continued to provide service as a major source of research, continuing education, economic development and fine arts entertainment, as well as a driving force in strengthening Montana's ties with foreign countries.

The University of Montana, which enrolls over 10,600 students on its Missoula campus, comprises the College of Arts and Sciences, the Davidson Honors College, the Graduate School and seven professional schools: Business Administration, Education, Fine Arts, Forestry, Journalism, Pharmacy and Allied Health Sciences and Law. Bachelor's degrees are available in 56 areas, master's degrees in 47, doctoral degrees in 10 and an associate's degree in one. Western Montana College of The University of Montana, which offers bachelor's degrees in three areas and associate's degrees in another seven areas, focuses on preparing teachers and coaches. Located in Dillon, Western enrolls about 1,000 students.

UM students and professors have compiled an impressive list of accomplishments over the years. Students have earned 27 Rhodes scholarships placing UM fourth among all public institutions in graduating Rhodes Scholars. During the early 40's, the School of Forestry was declared the top undergraduate forestry

school in the nation on the basis of competitive examinations held by the U.S. Forest Service. Today, The University consistently ranks among the top one percent in the nation for students' success in passing all four sections of the certified public accountants' examinations on the first attempt. UM professors' many



In 1924, Professor G. D. Shallenburger established the University's first radio station, KUOM, with \$1800 provided by local businesses. The station operated five years and presented programs supplied by faculty and students. The station was housed in Simpkins Hall which was erected as a barrack for the Student Army Training Corp during World War I on the present day site of the Mike and Maureen Mansfield Library. The power plant was 250 watts and a wavelength of 244 meters was received as far north as Alaska and as far east as North Carolina. UM's current FM radio station, KUFM, hit the airwaves in 1965. KUFM became a professional public radio station in 1974. Public radio station KUFM pairs with its Great Falls affiliate, KGPR, to bring entertainment and information to some 350,000 Montana residents. Thanks to a \$1.2 million federal grant and cooperative efforts from Montana State University, a public television station at UM will become a reality within the next few years. KUFM-TV will become a companion to UM's public radio station, KUFM.

accomplishments this year included generating nearly \$17 million in outside research grants. This is the third consecutive record-setting year reflecting the increasing breadth of UM's research.

The University of Montana's reach extends beyond its Missoula and Dillon campuses. The University offers a Master of Administrative Sciences degree in Great Falls, a Master of Public Administration degree in Helena and a Masters of Business Administration degree at Eastern Montana College in Billings.

The University also conducts vital research and offers instruction at the 28,000-acre Lubrecht Experimental Forest and the Flathead Lake Biological Station, the oldest active biological research center in the United States. The Flathead Lake Biological Station was established in June 1899 by Professor Morton J. Elrod. Faculty and students lived in tents in Bigfork near the mouth of the Swan River. "The natural way to study," wrote Elrod "is to see things as they are. The laboratory must be supplemented by tramps in the woods and fields". In 1908 when the Flathead Indian Reservation was being opened for settlement; Dr. Elrod, hoping to find a permanent site for the biological station, selected land suited to such scientific purposes on Flathead Lake. He contacted Senator Joseph M. Dixon with UM's request for land for the Flathead Lake Biological Station and also mentioned his idea of a buffalo reserve. Dixon sponsored bills in Congress which eventually deeded acreage to the State of Montana for the Biological Station and established the National Bison Range at Moiese.

During the 1992-93 season, the UM-based Montana Repertory Theater gave 30 performances in 12 Montana communities and 5 western states. Last year, the Center for Continuing Education and Summer Programs offered 305 credit and non-credit programs in Montana communities and out-of-state locations to more than 7,577 participants. Citizens from throughout the region come to the University's annual Mansfield Conference to hear internationally renowned speakers such as Yuli Vorontsov, Russian Ambassador to the United Nations and Han Xu, former Chinese Ambassador to the United States. The Conference, and the Maureen and Mike Mansfield Center that sponsors it, symbolize and give impetus to the state's interest and connection to the Pacific Rim. Over 350,000 Montana residents enjoy entertainment and information from UM's public radio station, KUFR, paired with its Great Falls affiliate, KGPR.

The University, which generates over \$145 million for the Missoula-area



Historically, springtime brought May Fete to campus as a parade wound through the city streets and University women who had rehearsed for weeks performed a dance fantasy to celebrate the coming of spring. The original idea for May Fete was suggested by Dean of Women, Mary Stewart, and the first May Fete was presented on the lawn south of Main Hall on May 1, 1913. In 1922, the drama production was moved to Dornblaser Field behind Main Hall, a larger arena for this increasingly popular event. That year the all-women cast performed "The Land of the Shining Mountains", written by student Burt Teats (UM's sixth Rhodes Scholar). Seats were free, but the programs cost 15 cents. After the pageant came the carnival, with dancing, fortune telling, candy raffles, food and soft drinks. Vaudeville acts "to drive the blues away" were staged in Main Hall's auditorium. The May Fete tradition was discontinued during World War II and brought back to campus during this year's Centennial celebration. This year's May Fete filled the oval with arts, crafts, food, and international exhibits which reflected UM's large and diverse population.



economy every year, strives to bolster the state's economy through research and technology transfer. UM's Small Business Institute provides free consultation to businesses in Montana. The Entrepreneurship Center, which includes Montana State University and Eastern Montana College, is funded by the Montana Science and Technology Alliance to help turn ideas into successful enterprises. The Alliance also has established a Center of Excellence for Biotechnology at the University, which provides scientific and technological support for the private sector. When Montanans read about the state's economic future or recent trends in major industries, the information in all likelihood came from

the University's Bureau of Business and Economic Research. The 44-year-old Bureau researches and analyzes various economic and business-oriented issues.

The University has strong international ties and a thriving student and faculty international exchange program. Continuing to internationalize its faculty, students and curriculum, a major emphasis at UM has been to forge faculty exchange agreements with schools in China, Japan, New Zealand, and Belize and student exchange programs in 38 foreign countries. The University's increasing role in economic development overseas yields benefits also for the local community and the state. As the pool of Montanans with



The University of Montana is a research institution as assigned by mission and scope. Even in the opening years, the faculty had research in mind as they began gathering specimens for a UM collection and started documenting the geology, fauna, and flora of Montana. That first summer after the University opened for classes, four faculty members spent three months in the Flathead country on such a search. Earl Douglas, a graduate student from Iowa, was an indefatigable researcher. He headed an expedition which covered about 800 miles gathering fossils and studying the geology of Montana. In 1899, he produced the first master's thesis, "The Neocene Lake Bed Deposits in Montana", a study in vertebrate paleontology. This year UM's dedicated faculty attracted external funding to support research and graduate education at the University of Montana, attaining a record \$17,250,850 in contracts and grants. The students and people of Montana have reaped the benefits of UM's continued emphasis on research. Currently, Dr. Richard Billstein, Mathematics, is one of a group working to develop a revolutionary new mathematics curriculum for grades six through eight. Funding for this project, sponsored by the National Science foundation, will approximate \$3.8 million over a five-year period.

professional international experience expands, the ability of the state to participate in an increasingly global economy improves.

The environment plays a key role in both the curriculum and character of The University of Montana. Situated at the foot of Mount Sentinel with the Clark Fork of the Columbia River marking its northern boundary, The University of Montana campus provides an idyllic setting for academic and recreational pursuits. Western Montana's forests, streams, and mountains provide vast natural laboratories, and University faculty and students take full advantage of this bounty. As K. Ross Toole (1920-1981; A.B Hammond Professor of Western History) wrote:

... you will see many references to the excellence of the University of Montana. . . But ratings of quality are not all inclusive--they shed no light on the essence of things. Ratings do not indicate that the University is . . . set in spectacularly beautiful surroundings. Ratings do not indicate that this community is strikingly cosmopolitan with residents coming from every state in the union and many foreign countries. Ratings do not indicate that it is only twelve miles to excellent skiing, and that two of the largest wilderness areas in America are about a half day's drive away. . . More important, ratings do not indicate the "spirit of community" which pervades the institution. . . The University is, after all, a kind of Renaissance community, a scientific community, a liberal arts community, a city within a city, a place of astonishingly eclectic activity. It is a place, also, where you can hardly avoid having a great deal of fun--while you receive a fine education. Academic excellence? Yes. But far more than that. It is a place to spend four of the finest years of your life."

Historical Sources:

H.G. Merriam; The University of Montana, a History

Don Miller & Stan Cohen; The University of Montana, a Pictorial History

Mary Grove; "UM's Oxford Connection", Montanan, Spring 1990

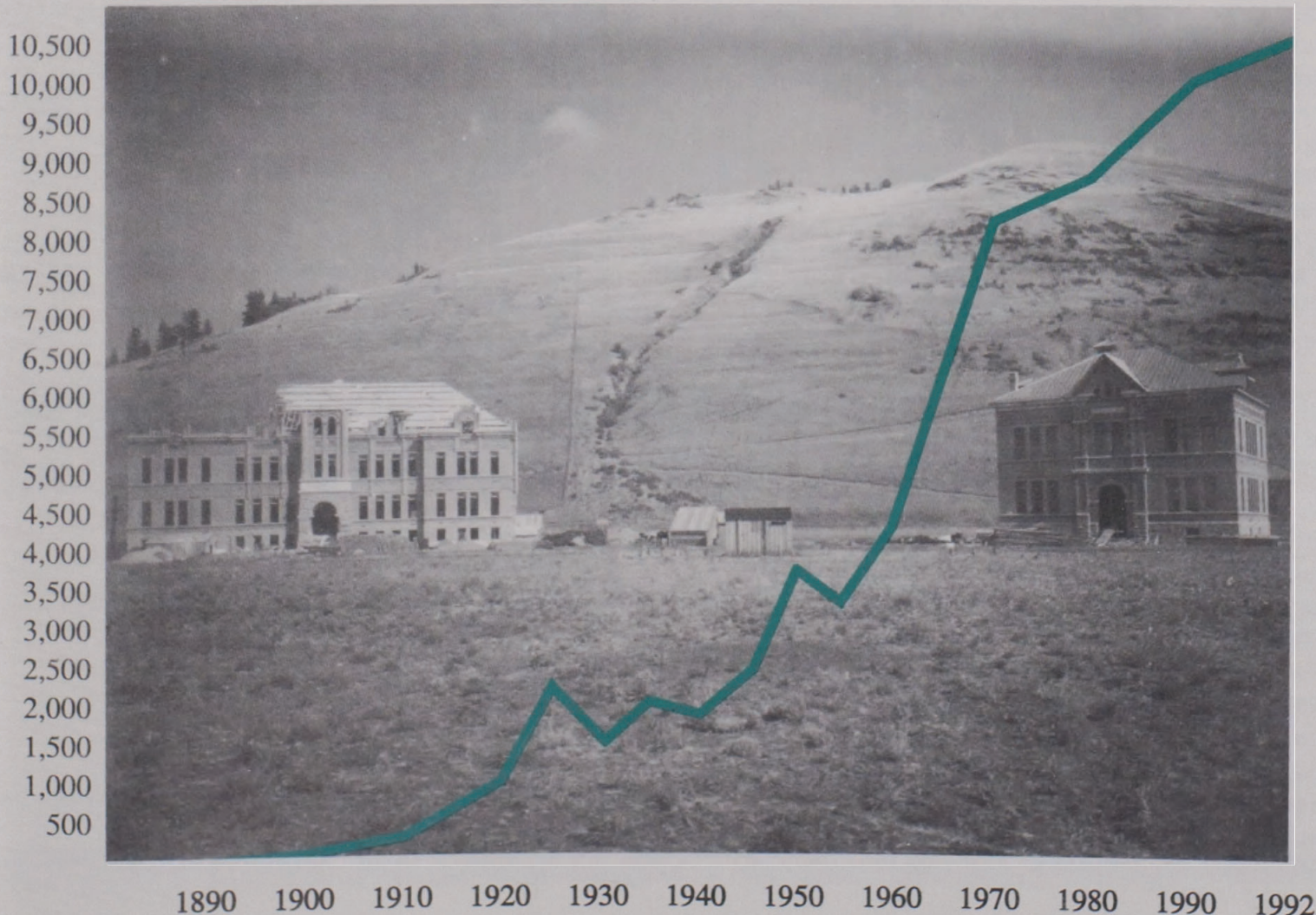
List of UM's Rhodes Scholars

1904	George E. Barnes
1907	James R. Thomas
1918	Clarence K. Streit
1920	Radcliffe H. Beckwith
1921	James A. Farmer
1923	Arthur K. Burt (formerly Burt Teats)
1930	Dorr Covell Skeels
1932	Joseph Harold FitzGerald
1933	Eugene Sunderlin
1937	Robert C. Bates
1948	Ralph K. Davidson
1950	Sterling E. Soderlind
1955	Walter W. Eyer
1957	William Bruce Cook
1958	Robert M. Baty
1962	John U. Carlson
1966	David Robert Howlett
1967	Kent deMers Price
1973	Mark S. Peppler
1976	James Richard Murray
1978	Ann Haight
1984	Katherine Richards
1986	Andrew J. Vliet
1989	David Wheeler
1990	Bridget Clarke
1992	Molly Kramer
1993	Scott Bear Don't Walk



Scott Bear Don't Walk became the University's 27th Rhodes Scholar in 1993 placing UM fourth among all public institutions graduating Rhodes scholars. Below UM on the list are many large and prestigious state universities with undergraduate student bodies three to five times as large. It is hard to ignore the fact that UM's success in Rhodes scholarships is quite disproportionate to its size. This is a tradition that began in 1904 when UM student George Barnes from Montana was a member of the very first group of American Rhodes Scholars to attend Oxford University. In each decade since that time the University has graduated Rhodes Scholars. An example is UM's third Rhodes Scholar, Clarence Streit, who graduated in 1918. Kaimin Editor in 1917, he became the Europe correspondent for the Philadelphia Public Ledger and then the New York Times from 1920-1940. Originator of the idea "Union Now", he was editor of the magazine "Freedom and Union".

Student Enrollment



BALANCE SHEET

June 30, 1993

(With Comparative Totals For 1992)

	Current Funds			
	Unrestricted			Restricted
	General Operating	Designated	Auxiliary Enterprises	
ASSETS				
Cash and Cash Equivalents	\$ 3,451,246	\$ 4,723,582	\$ 2,552,156	\$ 837,169
Investments				
Accounts Receivable	211,388	244,663	110,915	3,430,456
Less Allowance for Doubtful Accounts	(10)	(10,049)	(10,145)	
Interest Receivable				
Inventories	6,200	623,386	387,565	
Prepaid Expenses and Deferred Charges	1,144,522	159,144	22,011	91,280
Due from Other Fund Groups	134,388	727,208	180,108	49,212
Interentity Loans Receivable	900,000			
Loans Receivable				
Less Allowance for Doubtful Loans				
Property Plant/Equipment & Other Assets				
TOTAL ASSETS	\$ 5,847,734	\$ 6,467,934	\$ 3,242,610	\$ 4,408,117
LIABILITIES AND FUND BALANCE				
Accounts Payable and Accrued Liabilities	\$ 3,310,602	\$ 1,642,568	\$ 646,657	\$ 1,311,346
Accrued Interest Payable				
Students' Deposits	14,100		252,135	
Due to Other Fund Groups	530,172	53,601	93,311	294,990
Deferred Revenue	874,283	582,221	236,567	528
Deposits Held in Custody for Others				
Current Notes Payable				
Long Term Obligations				
Interentity Loans Payable				900,000
Bonds Payable				
Compensated Leave	5,867,749	359,240	675,360	
TOTAL LIABILITIES	\$ 10,596,906	\$ 2,637,630	\$ 1,904,030	\$ 2,506,864
Fund Balances	(4,749,172)	3,830,304	1,338,580	1,901,253
TOTAL LIABILITIES AND FUND BALANCE	\$ 5,847,734	\$ 6,467,934	\$ 3,242,610	\$ 4,408,117
Fund Balances Consist of:				
Unrestricted -				
General	\$ (4,749,172)	\$ 3,830,304	\$ 1,338,580	\$
Unexpended				
Renewal and Replacement				
Retirement of Indebtedness				
Restricted -				
U.S. Government Grants Refundable				
General				1,901,253
Net Investment in Plant				
TOTAL FUND BALANCES	\$ (4,749,172)	\$ 3,830,304	\$ 1,338,580	\$ 1,901,253

See Summary of Significant Accounting Policies and Notes to Financial Statements.

Student Loan Funds	Endowment Funds	Plant Funds	Agency Funds	Memorandum Totals Only	
				1993	1992
\$ 918,760	\$ 798,715	\$ 7,344,848	\$ 301,899	\$ 20,928,375	\$ 22,209,601
	836,201	1,937,342		2,773,543	3,066,090
1,380			37,959	4,036,761	3,538,627
				(20,204)	(35,517)
		655,246		655,246	
				1,017,151	984,980
		836,913	4,051	2,257,921	2,077,028
2,682		106,412	2,962	1,202,972	2,478,213
				900,000	500,000
5,785,987			26,873	5,812,860	5,672,462
(177,903)			(737)	(178,640)	(165,324)
		143,696,669		143,696,669	139,220,943
\$ 6,530,906	\$ 1,634,916	\$ 154,577,430	\$ 373,007	\$ 183,082,654	\$ 179,547,103

\$ 270	\$	\$ 210,156	\$ 17,386	\$ 7,138,985	\$ 7,972,109
		1,256,371		1,256,371	1,073,597
				266,235	245,944
47,461		144,624	38,813	1,202,972	2,478,213
		71,848		1,765,447	1,362,586
			316,808	316,808	290,315
		5,337		5,337	14,766
		2,645,570		2,645,570	3,020,498
				900,000	500,000
		12,480,495		12,480,495	14,827,150
				6,902,349	6,355,935

\$ 47,731	\$ 0	\$ 16,814,401	\$ 373,007	\$ 34,880,569	\$ 38,141,113
6,483,175	1,634,916	137,763,029		148,202,085	141,405,990
\$ 6,530,906	\$ 1,634,916	\$ 154,577,430	\$ 373,007	\$ 183,082,654	\$ 179,547,103

\$	53,551	\$		\$	473,263	\$	885,190
			2,094,453		2,094,453		1,650,305
			4,248,531		4,248,531		3,201,891
			4,348,588		4,348,588		5,949,647
	5,273,322				5,273,322		5,229,911
	1,156,302	1,634,916			4,692,471		4,753,189
			127,071,457		127,071,457		119,735,857
\$	6,483,175	\$	1,634,916	\$	137,763,029	\$	148,202,085
				\$		\$	141,405,990

STATEMENT OF CURRENT FUNDS REVENUES, EXPENDITURES AND OTHER CHANGES

Year Ended June 30, 1993

(With Comparative Totals For 1992)

	Unrestricted		
	General Operating	Designated	Auxiliary Enterprises
REVENUES			
Tuition and Fees	\$ 20,481,427	\$ 2,258,797	\$ 3,262,741
State Appropriation	32,210,202		
Federal Grants and Contracts		1,277,470	
State and Local Grants/Contracts		162,335	
Private Gifts, Grants and Contracts		66,597	
Investment Income		18,420	174,955
Sales and Service		4,218,868	14,195,854
Other Sources	330,632	762,866	21,721
TOTAL CURRENT REVENUES	\$ 53,022,261	\$ 8,765,353	\$ 17,655,271
EXPENDITURES AND MANDATORY TRANSFERS			
Educational and General:			
Instruction	\$ 27,236,175	\$ 1,150,755	\$
Research	1,724,417	1,183,388	
Public Service	308,095	811,909	
Academic Support	6,694,492	638,881	
Student Services	4,233,700	3,770,991	
Institutional Support	4,559,978	558,430	
Operations and Maintenance of Plant	5,882,146		
Scholarships and Fellowships	1,731,576	7,865	
EDUCATIONAL AND GENERAL EXPENDITURES	\$ 52,370,579	\$ 8,122,219	\$
Auxiliary Enterprises Expenditures			\$ 14,939,192
TOTAL EXPENDITURES	\$ 52,370,579	\$ 8,122,219	\$ 14,939,192
ADJUSTMENT FOR COMPENSATED ABSENCES	\$	\$	\$
MANDATORY TRANSFERS			
Principal and Interest	\$	\$ 211,690	\$ 706,148
Renewals and Replacements			171,344
Other			2,093,842
TOTAL MANDATORY TRANSFERS	\$	\$ 211,690	\$ 2,971,334
TOTAL EXPENDITURES, ADJUSTMENTS AND MANDATORY TRANSFERS	\$ 52,370,579	\$ 8,333,909	\$ 17,910,526
OTHER TRANSFERS - ADDITIONS(DEDUCTIONS)			
Restricted Receipts Over (Under)			
Transfers to Revenue	\$	\$	\$
Non-Mandatory Transfers	(549,976)	(320,486)	(50,721)
TOTAL OTHER TRANSFERS - ADDITIONS(DEDUCTIONS)	\$ (549,976)	\$ (320,486)	\$ (50,721)
NET INCREASE (DECREASE) IN FUND BALANCE	\$ 101,706	\$ 110,958	\$ (305,976)

See Summary of Significant Accounting Policies and Notes to Financial Statements.

Restricted	Memorandum Totals Only	
	1993	1992
\$	\$ 26,002,965	\$ 19,770,202
	32,210,202	34,389,855
16,270,861	17,548,331	14,388,749
1,641,735	1,804,070	1,550,121
3,367,155	3,433,752	3,038,949
89,967	283,342	333,189
	18,414,722	17,679,903
	1,115,219	1,215,929
\$ 21,369,718	\$ 100,812,603	\$ 92,366,897
\$ 3,589,534	\$ 31,976,464	\$ 30,758,170
8,050,186	10,957,991	8,839,235
1,241,564	2,361,568	1,592,083
1,162,075	8,495,448	7,382,273
269,372	8,274,063	7,652,660
28,644	5,147,052	3,651,916
26,386	5,908,532	5,923,177
6,922,234	8,661,675	7,882,393
\$ 21,289,995	\$ 81,782,793	\$ 73,681,907
79,723	15,018,915	14,507,819
\$ 21,369,718	\$ 96,801,708	\$ 88,189,726
\$	\$	\$ 829,034
	\$ 917,838	\$ 955,158
	171,344	91,242
	2,093,842	1,984,019
\$	\$ 3,183,024	\$ 3,030,419
\$ 21,369,718	\$ 99,984,732	\$ 92,049,179
\$ (106,724)	\$ (106,724)	\$ (167,836)
95,571	(825,612)	(568,751)
\$ (11,153)	\$ (932,336)	\$ (736,587)
\$ (11,153)	\$ (104,465)	\$ (418,869)

STATEMENT OF CHANGES IN FUND BALANCE

Year Ended June 30, 1993

	Current Funds			
	Unrestricted		Auxiliary Enterprises	Restricted
	General Operating	Designated		
REVENUES AND OTHER ADDITIONS				
Unrestricted Current Fund	\$ 53,022,261	\$ 8,765,353	\$ 17,655,271	\$
Private Gifts, Grants and Contracts				3,189,130
Federal Contributions				
Government Grants and Contracts				17,983,897
Land Grant Income				
Interest and Recovery on Loans				
Student Fees				
Investment Income				89,967
Retirement of Indebtedness				
Expended for Plant Facilities				
Other				
TOTAL REVENUES AND OTHER ADDITIONS	\$ 53,022,261	8,765,353	\$ 17,655,271	\$ 21,262,994
EXPENDITURES AND OTHER DEDUCTIONS				
Educational & General Expenditures	\$ 52,370,579	\$ 8,122,219	\$	\$ 21,369,718
Auxiliary Enterprises Expenditures			14,939,192	
Loan Cancellations, Collection Costs and Bad Debt Expense				
Expended for Plant Facilities				
Retirement of Indebtedness				
Interest on Indebtedness				
TOTAL EXPENDITURES AND OTHER DEDUCTIONS	\$ 52,370,579	\$ 8,122,219	\$ 14,939,192	\$ 21,369,718
TRANSFERS AMONG FUNDS – ADDITIONS(DEDUCTIONS)				
Mandatory:				
Principal and Interest	\$	\$ (211,690)	\$ (706,148)	\$
Renewals and Replacements			(171,344)	
Other			(2,093,842)	
Non-Mandatory	(549,976)	(320,486)	(50,721)	95,571
Net Investment in Plant				
TOTAL TRANSFERS – ADDITIONS(DEDUCTIONS)	\$ (549,976)	\$ (532,176)	\$ (3,022,055)	\$ 95,571
NET INCREASE(DECREASE) FOR THE YEAR	\$ 101,706	\$ 110,958	\$ (305,976)	\$ (11,153)
Fund Balance – Beginning of Year	\$ (3,911,692)	\$ 3,799,217	\$ 1,774,406	\$ 1,989,874
Prior Year Adjustments	(230,610)	(39,399)	(49,864)	(77,468)
Prior Year Compensated Absences Adjustment	(708,576)	(40,472)	(79,986)	
FUND BALANCE – BEGINNING OF YEAR RESTATED	\$ (4,850,878)	\$ 3,719,346	\$ 1,644,556	\$ 1,912,406
FUND BALANCE AT END OF YEAR	\$ (4,749,172)	\$ 3,830,304	\$ 1,338,580	\$ 1,901,253

See Summary of Significant Accounting Policies and Notes to Financial Statements

Plant Funds

Student Loans	Endowment Funds	Unexpended	Renewal & Replacement	Retirement of Indebtedness	Investment In Plant
\$	\$	\$	\$	\$	\$
18,350		337,000			1,135,309
123,185					
		207,734			
179,943		549,724	396,509	870,645	
23,296		45,551	86,959	304,381	
					2,731,012
					3,626,183
13,694		25,000	299,625		
\$ 358,468	\$ 0	\$ 1,165,009	\$ 783,093	\$ 1,175,026	\$ 7,492,504
\$	\$ 17,071	\$ 572,288	\$ 1,853,041	\$ 34,539	\$
268,825		5,252	321,812		1,092,960
				2,347,952	
				1,136,215	
\$ 268,825	\$ 17,071	\$ 577,540	\$ 2,174,853	\$ 3,518,706	\$ 1,092,960
\$	\$	\$ (243,933)	\$	\$ 1,161,771	\$
		(1,018)		171,344	
		287,293	3,213,900	2,094,860	
		(182,487)	(752,399)	(2,675,581)	
					934,886
\$ 0	\$ 0	\$ (140,145)	\$ 2,461,501	\$ 752,394	\$ 934,886
\$ 89,643	\$ (17,071)	\$ 447,324	\$ 1,069,741	\$ (1,591,286)	\$ 7,334,430
\$ 6,393,532	\$ 1,651,987	\$ 1,650,305	\$ 3,201,891	\$ 5,949,647	\$ 119,735,857
		(3,176)	(23,101)	(9,773)	1,170
\$ 6,393,532	\$ 1,651,987	\$ 1,647,129	\$ 3,178,790	\$ 5,939,874	\$ 119,737,027
\$ 6,483,175	\$ 1,634,916	\$ 2,094,453	\$ 4,248,531	\$ 4,348,588	\$ 127,071,457

The University of Montana

Notes to Financial Statements

June 30, 1993

1. Summary of Significant Accounting Policies

The University of Montana (the University) follows the standards of accounting and reporting as described by National College and University Business Officers (NACUBO). In accordance with Governmental Accounting Standard No. 15, Governmental College and University Accounting and Reporting Models, the University has adopted the American Institute of Certified Public Accountants' (AICPA) "College Guide Model". The University's financial statements are included as a component part of the State of Montana Financial Statements which are prepared annually and presented in the Montana Comprehensive Annual Financial Report. The financial statements exclude activity for Western Montana College of The University of Montana which is reported separately by Western Montana College. The significant accounting policies followed by the University are described as follows:

BASIS OF ACCOUNTING

Other than not providing for depreciation expense, the accompanying financial statements have been prepared using the accrual basis of accounting. The statement of current funds revenues, expenditures and other changes is a statement of financial activities related to the current reporting period. It does not purport to present the results of operations or the net income or loss for the period as would a statement of income or a statement of revenues and expenses. The prior year memorandum information is on these statements to provide a basis of comparison to the current year and presents summarized totals only. The financial information shown for 1992 in the accompanying balance sheet is included to provide a basis of comparison with 1993 and presents summarized totals only.

To the extent that current funds are used to finance plant assets, the amounts so provided are accounted for as (1) expenditures, in the case of normal additions; (2) mandatory transfers, in the case of required provisions for debt amortization and interest, and property renewal and replacement; and (3) other transfers, for all other cases.

FUND ACCOUNTING

The financial records are maintained in accordance with the principles of fund accounting. These principles require that resources be classified for accounting and reporting purposes into fund groups according to the activities or objectives specified for the resources. Accounts are separately maintained for each fund. In the accompanying financial statements, funds that have similar characteristics have been combined into fund groups. Descriptions of these fund groups are as follows:

Current funds - Current funds are used primarily to account for transactions made in performing the primary and support objectives of the University: instruction, research, public service, academic support, student services, institutional support, operation and maintenance of plant, scholarships and fellowships and auxiliary activities. Funds included in this classification consist of:

A. General operating funds - These funds are used to account for transactions relating to the educational and general operations of the University. The fund balance includes the unfunded liability of \$5,867,749 for compensated absences and associated benefits.

B. Designated funds - These funds are used to account for educational-related and chargeback activities which are essentially self-supporting. Resources in this fund group have been designated for specific purposes by the University.

C. Auxiliary enterprises funds - These funds are used to account for transactions of substantially self-supporting activities that primarily provide services for students, faculty and staff. Auxiliary enterprises include, but are not limited to student housing and food services.

D. Restricted funds - These funds are used to account for current funds expended for operating purposes but restricted by donors or other outside agencies as to the how they may be spent. Revenues of the restricted funds are reported in the statement of current funds revenues, expenditures and other changes only to the extent expended for current operating purposes. The excess of receipts over or under expenditures is included as an addition or deduction to fund balances during the year.

Student loan funds - These funds are available as loans to students to aid in financing their education and are provided by federal, private and University sources. The majority of the funds are provided by the federal government.

Endowment and similar funds - These funds have specific donor or other outside agency restrictions prohibiting the expenditure of the principal. Generally, the principal is to be maintained in perpetuity and invested to produce income. The income may or may not be restricted as to use, at the donor's instruction.

Plant funds - These funds are used to account for the transactions relating to investment in University properties. Plant funds include:

A. Unexpended plant fund - comprised of amounts which have been appropriated or designated for land, improvements, buildings and equipment.

B. Renewal and replacement fund - comprised of amounts provided for renewal and replacement of properties.

C. Retirement of indebtedness fund - accumulates resources for interest and principal payments and other debt service charges relating to plant fund indebtedness.

D. Net investment in plant fund - represents the total of property, buildings, equipment and related liabilities.

Agency funds - These funds are used to account for assets held by the University as custodian or fiscal agent for others. Consequently, the transactions of this fund do not affect the statement of changes in fund balances.

2. Changes in Reporting

In fiscal year 1993, the compensated absences liability includes salary-related benefits associated with the payment of compensated absences as required by GASB 16 (Accounting for Compensated Absences). Adjustments resulting from recalculating the prior year compensated absence liability to include benefits have been treated as prior period adjustments. The 1992 comparative memorandum totals have been restated to reflect this change. Compliance with GASB 16 had the effect of increasing the compensated liability \$129,974 in fiscal year 1993, and \$829,034 for previous years.

3. Assets

Investments - Investments are carried at cost or, in the case of gifts, fair market value at date of receipt. Cash equivalents are defined as cash invested in the State of Montana Short Term Investment Pool and short-term, highly liquid investments with an original maturity of 3 months or less. Investment balances at June 30, 1993 consist of the following:

	<u>Investments Held by the State of Montana Board of Investments</u>	<u>Investments Held By Trustees</u>
Cash Equivalents	\$8,751,700	\$ 130,903
Stocks and Bonds	284,181	
U.S. Government Securities		1,937,342
Certificate of Deposit		12,500
U.M. Foundation Investment Pool		103,877
Other		<u>435,643</u>
	<u>\$9,035,881</u>	<u>\$2,620,265</u>

All the securities are risk category 1. They include insured/registered securities or unregistered securities held by the State of Montana Board of Investments, or trustees, in the University's name. The market value of cash equivalents and investments held by the State of Montana Board of Investments was \$9,294,635 at June 30, 1993. The market value of cash equivalents and investments held by trustees was \$2,741,784. Of the total securities shown above, \$2,173,801 are restricted by donors or outside granting agencies; \$1,944,160 have been designated as bond fund reserves.

Endowments for student scholarships from William W. Fell for \$103,877 and The Perpetual University of Montana Foundation Academic Scholarship Trust Fund for \$435,643 are administered by The University of Montana Foundation with other endowed scholarships.

Inventories - Inventories consist mainly of food and operating supplies, and are valued at cost (first-in, first-out method).

Loans Receivable - Loans receivable from students bear interest at rates primarily ranging from 0 to 12 percent and are generally repayable in installments to the University over a 30-day to ten-year period beginning zero to twelve months from the date of separation from the University (depending on loan type).

Plant Assets - Plant assets are stated at cost when purchased or constructed or, if acquired by gift, at the estimated fair market value at date of gift. In accordance with the practice generally followed by colleges and universities, no provision for depreciation has been recorded in the accounts. Intangible assets consist entirely of computer software which are amortized on a straight-line method over a five-year period. The value reported is net of accumulated amortization. Property, plant/equipment and other assets at June 30, 1993, consisted of the following:

Intangible Assets	\$ 471,260
Buildings and Improvements	81,824,448
Furniture and Equipment	22,237,913
Library Books and Materials	25,107,089
Land/Land Improvements	7,900,983
Construction-in-Progress	1,493,810
Museum and Art Collection	4,519,816
Livestock	<u>141,350</u>
Total	<u>\$143,696,669</u>

In 1881, the University became the beneficiary of a 46,709 acre land grant. Under provisions of the grant, proceeds from the sale of land and land assets must be reinvested and constitute, along with the balance of unsold land, a perpetual trust fund. The grant is administered as a trust by the State Land Board which holds title and has the authority to direct, control, lease, exchange and sell these lands. The University as a beneficiary does not have title to the assets resulting from the grant, only a right to the earnings generated. The University's share of the trust earnings, which totaled \$207,734 in fiscal year ended June 30, 1993, are reported as plant fund revenue.

4. Liabilities

Capital Leases - The University is obligated under equipment capital leases expiring in various years through 1998. Liabilities are recorded at the total amount of principal payments scheduled under the lease contract. Property held under capital leases for fiscal years ending June 30, 1992 and June 30, 1993 totalled \$2,150,814 and \$2,114,088 respectively.

Minimum future lease payments under capital leases for the next five years are \$616,286 in fiscal year 1994, \$826,279 fiscal year 1995, \$776,756 in fiscal year 1996, \$234,642 in fiscal year 1997 and \$10,253 for fiscal year 1998. Interest over the five fiscal years 1994 through 1998 is \$379,285. The outstanding principal on the lease payments is \$2,464,217. Interest is stated in the contracts or based on the lessor's implicit rate of return. The University does not sublease its equipment under capital lease agreements.

Mortgages - Four residential properties were purchased, two in 1992 and two in 1986, by the University of Montana as part of its long-range planning program. Maturity dates on all four mortgages are 2011. Annual principal payments on these properties follow:

<u>1994</u>	<u>1995</u>	<u>1996</u>	<u>1997</u>	<u>1998+</u>
\$5,337	\$5,668	\$6,128	\$6,567	\$162,990

Bonds Payable -

A. On July 24, 1987 the Montana University System Board of Regents authorized the issuance of The University of Montana Facilities Improvement and Refunding Revenue Bonds Series A 1987 in the amount of \$10,560,000, Stadium Improvement Revenue Bonds Series B 1987 in the amount of \$130,000, and Special Purpose Facilities Refunding Revenue Bonds Series C 1987 (a taxable issue) in the amount of \$3,945,000.

Existing debt service reserves on the 1985 A Series, along with proceeds from the Series A and C 1987 issue, provided the funds necessary to refund some of the Series 1985 A Special Purpose Revenue Bond issue, the Series C 1987 entirely, and provided \$2,000,000 to renovate existing University facilities.

B. Under a supplement Master Indenture of Trust, dated June 1, 1988 between the Montana University System Board of Regents and the First Trust Company as Trustee, \$4,110,000 of bonds were issued. The last of these bonds matured and were paid by the University on December 15, 1992; therefore, no assets or liabilities for these bonds are reflected on the University's financial statements.

Revenue Bonds Payable - As of June 30, 1993, annual principal payments are as follows:

<u>Fiscal</u> <u>Year</u>	<u>1985/87</u> <u>Series A</u>	<u>1985/87</u> <u>Series B</u>	<u>Total Annual</u> <u>Payments</u>
1994	889,277	143,545	1,032,822
1995	572,134	105,300	677,434
1996	525,526	124,713	650,239
1997	1,065,000	25,000	1,090,000
1998-2007	<u>9,030,000</u>	<u>0</u>	<u>9,030,000</u>
	\$12,081,937	\$398,558	\$12,480,495

Compensated Absences - Eligible University employees earn 8 hours sick and 10 hours annual leave for each month worked. The accrual rate for annual leave increases with longevity. Eligible employees may accumulate annual leave up to twice their annual accrual. Sick leave may accumulate without limitation. Twenty-five percent of accumulated sick leave earned after July 1, 1971 and 100 percent of annual leave vests to each employee as earned and, if not used during employment, is paid upon termination. Sick and annual leave expense in the operating statements reflect the costs of leave actually taken or paid at termination during the period, plus the increase of \$546,414 in total liability between June 30, 1992 and June 30, 1993, which approximates the annual leave accrual.

5. Encumbrances

The accrual basis of accounting provides that expenditures include only amounts associated with goods and services received and that liabilities include only the unpaid amounts associated with such expenditures. Accordingly, approximately \$306,054 of outstanding purchase orders and purchase commitments are not reported in the accompanying financial statements.

6. Federal Aid Fees

The University assesses a fee to cover administrative costs of the Perkins/National Direct Student Loan Fund (NDSL) and federal student aid programs. Federal regulations permit the entire fee to be charged to a single program or distributed equally, or unequally, to the various programs at the University's option. Administrative costs charged to federal financial aid programs in fiscal years ending June 30, 1992 and June 30, 1993 were \$115,838 and \$128,327 respectively. The individual costs for each of the years are as follows:

	<u>1991-92</u>	<u>1992-93</u>
Pell	\$ 15,775	\$ 15,760
Perkins/NDSL		47,461
SEOG	18,336	14,682
CWS	<u>81,727</u>	<u>50,424</u>
	\$115,838	\$128,327

7. Retirement Plans

Full-time employees of The University of Montana are all members of the Public Employees Retirement System (PERS), Teachers' Retirement System (TRS), or the Optional Retirement Program (ORP). ORP started in January of 1988, is underwritten by the Teachers' Insurance and Annuity Association - College Retirement Equities Fund (TIAA-CREF). Only faculty and administrators with contracts under the authority of the Board of Regents are enrolled under TRS or ORP. Beginning July 1, 1993 legislation required all new faculty and administrators to enroll in ORP. Pension Benefit Obligation is not available on an agency basis, but is available on a statewide basis from the Montana Retirement Systems or TIAA-CREF. The 1993 Montana Legislature enacted HB 517 which authorized a voluntary early retirement incentive program for staff, faculty and administrators. Staff employees eligible and electing this program must terminate by December 31, 1993. Faculty and administrators must terminate by the end of summer session 1994 or September 1, 1996 with a campus-approved deferral. Because the extent of the liability is unknown no provision has been recorded in the accompanying financial statement.

ORP - The ORP is a defined contribution plan. The benefits at retirement depend upon the amount of contributions, amounts of investment gains and losses and the employee's life expectancy at retirement. Under the ORP, each employee enters into an individual contract with TIAA-CREF. The University of Montana records employee/employer contributions, and remits monies to the Commissioner of Higher Education. The Commissioner's Office then transfers the contributions to TIAA-CREF. Individuals are immediately vested with contributions.

TRS - This mandatory system established in 1937 and governed by Title 19, Chapter 4, MCA, provides retirement services to all persons employed as teachers or professional staff of any public elementary or secondary school, vocational-technical center or unit of the University System. Eligibility is met with a minimum of 25 years of service or age 60 with 5 years of creditable service. The formula for accrual benefits is 1/60 times creditable service times the average final compensation. Rights are vested after 5 years of creditable service. Vested employees may retire at or after age 50 and receive reduced retirement benefits.

PERS - This mandatory system established in 1945 and governed by Title 19, Chapter 3, MCA, provides retirement services to substantially all public employees. Benefit eligibility is age 60 with at least 5 years of service; age 65 regardless of service; or 30 years of service regardless of age. Reduced benefits may be taken with 25 years of service or at age 50 with at least 5 years of service. Beginning January 1, 1989, monthly retirement benefits are determined by taking 1/56 times the number of years of service times the final average salary. Members rights become vested after 5 years of service.

Information as of June 30, 1993

	<u>PERS</u>	<u>TRS</u>	<u>ORP</u> <u>(TIAA-CREF)</u>
Covered Payroll	\$17,257,637	\$19,373,027	\$6,672,724
Total Payroll	53,558,379	53,558,379	53,558,379
Employer Contributions	1,130,370	1,445,035	197,246
Percent of Covered Payroll	6.550	7.459	2.956
Employee Contributions	1,130,370	1,364,637	470,027
Percent of Covered Payroll	6.550	7.044	7.044

For ORP participants, a total of \$300,472 or 4.503% was contributed to TRS from employer contributions to amortize past service unfunded liability in accordance with Title 19, Chapter 21, MCA.

8. Contingencies

At present there are legal cases in conciliation, negotiation and pending and/or potential litigation. Due to the nature of these cases, the actual amount of liability, if any, is difficult to estimate at this point.

Funds provided to the University and accounted for in the Current Restricted funds and Student Loan funds are subject to review and audit by cognizant granting agencies. The University does not expect any material adjustments or repayments to result from such audits.

Although the University is exempt from federal income tax as an instrumentality of the State of Montana, certain income generated may be considered unrelated business income by the Internal Revenue Service. The Montana University System files appropriate tax returns with the IRS to report such income. Because the tax liability for the System as a whole is not material, no provision is recorded in the accompanying financial statement.

9. Subsequent Events

On September 23, 1993, the Board of Regents authorized The University of Montana to proceed with the issuance of approximately \$45,000,000 in Series 1993 Revenue Bonds. The proceeds from the sale of the Series 1993 Bonds, together, with certain funds and monies of the University, will provide funds for advance refunding, restructuring and defeasing certain outstanding revenue bonded indebtedness of the University of Montana, and will be used for the acquisition, construction, repair, replacement, renovation, improvement, furnishing and equipping of certain facilities at and for The University of Montana.





The University of
Montana



Operational Report

1993

THE UNIVERSITY OF MONTANA

OPERATIONAL REPORT

For Fiscal Year Ended June 30, 1993

TABLE OF CONTENTS

	Page
SECTION I Current Unrestricted General Operating Funds	1.01 - 1.06
SECTION II Current Unrestricted Designated Funds	2.01 - 2.35
SECTION III Current Unrestricted Auxiliary Enterprise Funds	3.01 - 3.27
SECTION IV Current Restricted Funds	4.01 - 4.64
SECTION V Student Loan Funds	5.01 - 5.03
SECTION VI Endowment Funds & Funds Functioning as Endowments	6.01
SECTION VII Plant Funds	7.01 - 7.21
SECTION VIII Agency Funds	8.01 - 8.07

SECTION I

CURRENT UNRESTRICTED GENERAL OPERATING FUNDS

	Page
Statement of Current Fund Revenue	1.01
Statement of Current Fund Expenditures	1.02 - 1.06

CURRENT UNRESTRICTED GENERAL OPERATING FUNDSStatement of Current Fund Revenue
For Fiscal Year Ended June 30, 1993**State Revenue**

University		
General Fund Appropriation	\$26,862,596	
Millage Fund Appropriation	4,645,297	
Total University	<u>\$31,507,893</u>	
General Fund Forestry Experiment Station	702,309	
Total State Revenue		\$32,210,202

Student Fee Revenue

Registration:		
Summer Quarter	\$62,245	
Fall Semester	321,310	
Spring Semester	322,311	
Other	2,517	
Total Registration	<u>\$708,383</u>	
Resident:		
Summer Quarter	\$646,570	
Fall Semester	5,365,911	
Spring Semester	5,284,859	
Total Resident	<u>\$11,297,340</u>	
Non-Resident:		
Summer Quarter	\$105,045	
Fall Semester	3,052,084	
Spring Semester	3,085,260	
WUE - Summer Qtr	40,315	
WUE - Fall Sem	637,065	
WUE - Spring Sem	625,885	
Total Non-Resident	<u>\$7,545,654</u>	
Special Fees:		
Law	\$267,000	
Pharmacy	143,500	
Physical Therapy	41,000	
Total Special Fees	<u>\$451,500</u>	
Miscellaneous:		
Admissions	\$186,265	
Late Fee	34,600	
Deferred Fee	111,960	
Masters Program	102,755	
Billing MBA	36,758	
Bad Check	6,213	
Total Miscellaneous	<u>\$478,551</u>	
Total Student Revenues		\$20,481,428

Federal Revenue

Veterans Forms	\$2,474	
Dept. of Ed/Financial Aid Admin. Fees		
Perkins	47,461	
College Work Study	50,424	
SEOG	14,682	
PELL	15,760	
Total Federal Revenue		\$130,801

Other Revenue

Administrative Fees	\$11,585	
Miscellaneous Income	617	
Travel Research	187,627	
Total Other Revenue		\$199,829
Total Current Fund Revenue		<u>\$53,022,260</u>

CURRENT UNRESTRICTED GENERAL OPERATING FUNDS

Statement of Current Fund Expenditures
For Fiscal Year Ended June 30, 1993

	Salaries & Wages	Employee Benefits	Operating Expend.	Capital Expend.	Transfers Out	Total
Instruction						
College of Arts & Sciences						
Anthropology	\$230,088	\$49,477	\$12,360	\$1,362	\$	\$293,287
Division of Biological Sciences	1,112,434	231,510	129,618	2,568		1,476,130
Biological Station	25,357	5,968	18,972			50,297
Chemistry	580,235	119,810	53,925			753,970
Computer Science	431,671	82,894	29,616	6,771		550,952
Economics	377,051	77,357	10,586	3,441		468,435
English	996,446	181,970	56,050	1,147		1,235,613
Environmental Studies	161,377	29,509	9,995			200,881
Foreign Language	951,471	205,199	55,103	1,580		1,213,353
Geography	263,106	55,683	18,396	5,498		342,683
Geology	706,832	145,147	44,111	1,295		897,385
History	638,189	119,023	20,018			777,230
Humanities	323,316	71,071	10,142			404,529
Communication Studies	307,295	60,796	12,219	3,015		383,325
Linguistic Program	77,265	5,615	7,730	1,147		91,757
Mathematics	1,273,509	239,835	48,458	1,091		1,562,893
Military Science	12,690	4,146	11,992			28,828
Native American Studies	142,551	32,303	10,826	5,540		191,220
Philosophy	371,137	77,768	12,534	2,000		463,439
Physics & Astronomy	231,844	47,314	18,759	3,680		301,597
Political Science	337,366	71,460	15,113	2,200		426,139
Psychology	742,183	158,102	44,917	1,598		946,800
Women's Studies	768	5	12,011	1,979		14,763
Social Work	340,234	71,881	12,371	864		425,350
Sociology	461,972	98,789	18,383	1,911		581,055
Writing Lab	35,313	5,917				41,230
Writing Project	44,450	214	1,094			45,758
Total College of Arts & Sciences	\$11,176,150	\$2,248,763	\$695,299	\$48,687	\$0	\$14,168,899
Professional Schools						
Business Administration						
Accounting & Finance	\$708,426	\$141,734	\$34,788	(\$2,786)	\$	\$882,162
Management	935,931	188,312	37,359	1,107		1,162,709
MBA - School of Business	22,413	5,583	23,593	6,114		57,703
Total Business Administration	\$1,666,770	\$335,629	\$95,740	\$4,435	\$0	\$2,102,574
School of Fine Arts						
Art	\$382,002	\$85,696	\$21,455	\$2,396	\$	\$491,549
Drama	496,969	113,479	28,893	1,086		640,427
Music	712,158	151,143	39,965	1,243		904,509
Total School of Fine Arts	\$1,591,129	\$350,318	\$90,313	\$4,725	\$0	\$2,036,485
School of Forestry						
Forestry	\$627,658	\$133,670	\$36,829	\$840	\$	\$798,997
Wildlife Biology	16,938	4,813	3,526			25,277
Total School of Forestry	\$644,596	\$138,483	\$40,355	\$840	\$0	\$824,274
School of Journalism						
Journalism	\$197,602	\$42,985	\$31,335	\$	\$	\$271,922
Radio-Television	133,439	29,940	7,053			170,432
Total School of Journalism	\$331,041	\$72,925	\$38,388	\$0	\$0	\$442,354
School of Law						
Law	\$849,273	\$162,427	\$52,634	\$2,913	\$	\$1,067,247
Total School of Law	\$849,273	\$162,427	\$52,634	\$2,913	\$0	\$1,067,247

CURRENT UNRESTRICTED GENERAL OPERATING FUNDS

Statement of Current Fund Expenditures
For Fiscal Year Ended June 30, 1993

	Salaries & Wages	Employee Benefits	Operating Expend.	Capital Expend.	Transfers Out	Total
School of Pharmacy & Allied Health Sciences						
Pharmacy	\$429,035	\$87,734	\$52,640	\$38,788	\$	\$608,197 ✓
Physical Therapy	209,667	45,227	12,059	9,364		276,317 ✓
Deans Reserve-Pharmacy	338,592	67,267	134,464	6,836		547,159 ✓
Total School of Pharmacy & Allied Health Sciences	\$977,294	\$200,228	\$199,163	\$54,988	\$0	\$1,431,673 ✓
School of Education						
Educational Leadership	\$260,470	\$46,788	\$13,930	\$666	\$	\$321,854 ✓
Professional Education	682,303	153,500	37,680	4,576		878,059 ✓
Health & Human Performance	376,659	82,962	21,151	2,329		483,101 ✓
Vacancy Savings	585	79	58,250			58,914 X -
Total School of Education	\$1,320,017	\$283,329	\$131,011	\$7,571	\$0	\$1,741,928
Total Professional Schools	\$7,380,120	\$1,543,339	\$647,604	\$75,472	\$0	\$9,646,535
Other Instructional Activities						
International Faculty Replace Pool	\$25,000	\$5,008	\$	\$	\$	\$30,008 X -
Mansfield Ethics Professor	23,500	3,873				27,373 X -
WMC Summer School	12,326	1,223	3,632			17,181 X -
Summer Instruction	547,876	79,214	12,283	1,000		640,373 X -
Graduate Assistants	1,067,181	10,690				1,077,871 X -
Great Falls MAS Program	71,165	16,270	36,557	94		124,086 X -
MBA - Telecommunications	633	6	19,635	32,330		52,604 X -
Instruction Reserve/Continuing			393,918		140,000	533,918 X -
Faculty Termination Pay	259,699	115,650				375,349 X -
Sabbatical Replacement Pool	303,473	60,669				364,142 X -
Instructional Prior Year	(14,152)	(3,367)	3,479	(183)		(14,223) X -
Instruction Benefits		44,552				44,552
Instruction GAAP Accruals			115,444			115,444
Compensated Absences		623,773				623,773 X -
Total Other Instructional Activities	\$2,296,701	\$957,561	\$584,948	\$33,241	\$140,000	\$4,012,451
Total Instruction	\$20,852,971	\$4,749,663	\$1,927,851	\$157,400	\$140,000	\$27,827,885
Organized Research						
University of Montana Research						
Biological Station Research	\$124,978	\$29,975	\$7,336	\$	\$	\$162,289
Animal Care	89,981	23,988	15,688			129,657
Bureau of Bus. & Econ. Research	233,481	50,904	16,639			301,024
BBER Continuing	9,835	2,267	2,836			14,938
Univ. Research & Small Grants	31,045	4,403	34,392	1,599		71,439
Research Development	5,252	2,411	48			7,711
Devel Disable Programs			13,209			13,209
Wildlife Research	27,934	6,192	6,139			40,265
MT For Cons Exper Sta Recission		31	57,731	7,519		65,281
Wood Chemistry Lab	17,102	4,019	7,806			28,927
Stella Duncan Memorial Fund	14,092	5,032	9			19,133
Travel Research	47,239	11,280	18,990			77,509
Travel Research Transfers					109,860	109,860
Research Reserve/Continuing			30,601			30,601
Research Prior Year	112	17	500			629 ✓
Research GAAP Accruals			3,581			3,581
Compensated Absences		129,465				129,465
Total Univ. of Mt. Research	\$601,051	\$269,984	\$215,505	\$9,118	\$109,860	\$1,205,518
GIS-Geographic Info System	\$44,336	\$9,357	\$13,898	\$400	\$	\$67,991
Lubrecht	29,770	6,577	27,245			63,592
MORP-Mission Orientated Res Prog	88,398	17,142	12,712			118,252
Forestry Conservation & Exper. Sta.	326,790	69,618	49,169	7,904		453,481
Total For. Conser. & Exper. Sta.	\$489,294	\$102,694	\$103,024	\$8,304	\$	\$703,316
Total Organized Research	\$1,090,345	\$372,678	\$318,529	\$17,422	\$109,860	\$1,908,834

CURRENT UNRESTRICTED GENERAL OPERATING FUNDS

Statement of Current Fund Expenditures
For Fiscal Year Ended June 30, 1993

	Salaries & Wages	Employee Benefits	Operating Expend.	Capital Expend.	Transfers Out	Total
Public Service						
Montana Repertory Theatre	\$67,932	\$20,027	\$7,303	\$	\$	\$95,262
KUFM	139,743	31,108	1,634			172,485
Public TV	2,314	610	32	39	146,800	149,795
Community Visitation Program			5,029			5,029
Presidential Lecture Series			33,088			33,088
Speakers Bureau			3,739			3,739
Public Service GAAP Accruals			8,800			8,800
Compensated Absences		(1,012)				(1,012)
Total Public Service	\$209,989	\$50,733	\$59,625	\$39	\$146,800	\$467,186
Academic Support						
Accreditation Visitation	\$	\$	\$12,356	\$	\$	\$12,356
Gallery of Visual Arts			9,401			9,401
Honors College	95,781	22,577	39,750	3,000		161,108
Search-Dean Law			11,500			11,500
Search-Dean Journalism			10,905			10,905
Search-Dean Forestry			8,101			8,101
Instructional Media Services	277,016	61,922	1,750			340,688
Law Library	160,145	35,743	28,823	240,434		465,145
Library	1,134,791	255,443	167,276	4,868		1,562,378
Library Materials				1,004,682		1,004,682
International Program	81,447	19,364	7,183			107,994
Faculty Senate	14,239	4,409	2,913	1,437		22,998
Graduate School	106,023	24,230	20,760	5,650		156,663
Western Studies Program	2,381	219				2,600
Summer Session Admin	25,575	5,944	10,291	4,322		46,132
Continuing Education	53,159	10,746	10,541			74,446
Cooperative Education	50,069	12,209	5,372	7,813		75,463
Faculty Development			637			637
Dean-College Arts & Sciences	291,886	57,772	13,208	1,100		363,966
-School of Business	219,103	43,096	36,534	1,057		299,790
-School of Education	133,867	27,700	42,959	2,863		207,389
-School of Fine Arts	160,239	33,900	32,866	10,006		237,011
-School of Forestry	94,955	19,934	2,472			117,361
-School of Journalism	63,880	13,691	4,928			82,499
-School of Law	209,371	43,107	33,403			285,881
-School of Pharmacy	149,965	28,595	56,289	24,281		259,130
Faculty Evaluation			6,064			6,064
Telecommunications	148,547	32,710	38,243	6,805		226,305
Semester Conversion	54,500	10,822	339			65,661
University College	147,056	36,202	21,311	6,915		211,484
Academic Support Res/Continuing			46,709			46,709
Library Books				140,857		140,857
Academic Support Prior Year	220	37	1,715	(30)		1,942
Academic Support GAAP Accruals			15,048			15,048
Compensated Absences		150,508				150,508
Total Academic Support	\$3,674,215	\$950,880	\$699,647	\$1,466,060	\$0	\$6,790,802
Student Support						
Registrar's Office	\$278,271	\$76,347	\$32,234	\$	\$	\$386,852
Financial Aid	377,292	95,870	72,295	3,222		548,679
Sports Information	1,313	35	38,843			40,191
Dean of Students	79,347	15,312	14,873			109,532
Intercollegiate Athletics	969,205	221,041	89,701			1,279,947
Intercollegiate Athletics Training	5,000	63	29,251	5,002		39,316
Athletic Representative	5,071	779	3,438			9,288
Admissions	198,733	49,791	47,466	3,202		299,192
ASUM Support	3,357	222	10,686			14,265

CURRENT UNRESTRICTED GENERAL OPERATING FUNDS

Statement of Current Fund Expenditures

For Fiscal Year Ended June 30, 1993

	Salaries & Wages	Employee Benefits	Operating Expend.	Capital Expend.	Transfers Out	Total
Student Support (Cont'd.)						
New Student Services	151,785	34,671	111,994	4,128		302,578
Foreign Student Office	49,015	11,953	8,719			69,687
Career Services	117,779	25,495	30,969			174,243
Counseling Center	146,533	31,851	17,731	85		196,200
Model UN			1,117			1,117
Marching Band	6,400	31	12,581			19,012
Banner System Coordinator	28,012	6,469	9,558			44,039
UM Advocates	12,087	597	5,845			18,529
Catalog			55,992			55,992
Disabled Student Office	98,541	23,065	19,541	8,153		149,300
Student Services Res/Continuing			434,101			434,101
Student Services Prior Year	858	221	189	(292)		976
Student Services GAAP Accruals			(3,856)			(3,856)
Compensated Absences		97,843				97,843
Total Student Support	\$2,528,599	\$691,656	\$1,043,268	\$23,500	\$0	\$4,287,023
Institutional Support						
President's Office	\$183,085	\$35,564	\$73,849	\$800	\$	\$293,298
President's Reserve			3,004			3,004
Provost Vice Pres for Academic Affair	169,286	30,603	43,529	3,939		247,357
Vice Pres for Admin & Finance	102,002	19,338	26,817	6,921		155,078
Vice Pres for University Relations	136,786	26,429	32,223	4,215		199,653
Ass't to Vice Pres for Admin & Fin	65,829	13,954	2,849	1,455		84,087
Controller's Office	983,680	254,755	171,767	9,165		1,419,367
Legal Counsel	57,353	12,325	15,380			85,058
Director Internal Audit	42,079	9,264	32,456	2,156		85,955
Administrative Assessments			(1,176,787)			(1,176,787)
News & Publications	137,383	35,869	34,198	2,895		210,345
University Relations Publications	50	7	6,490			6,547
Staff Senate			1,908			1,908
Purchasing	142,111	34,886	17,498	6,612		201,107
Development			141,000			141,000
General Insurance			130,321			130,321
Affirmative Action	33,802	7,439	9,936			51,177
Human Resources/EO Services	155,502	37,939	35,908	1,140		230,489
Human Resources Info System			2,722			2,722
Alumni Center	162,633	41,059	15,799	8,729		228,220
Western Montana College Merger			7,633			7,633
Central Mail Service	76,458	22,172	7,436	4,000		110,066
Department of Campus Safety	183,440	49,698	28,662			261,800
Administrative Support	90,671	14,852	28,739			134,262
Institutional Research	80,166	17,269	3,937	1,846		103,218
Budget Office	159,254	34,914	7,180	1,452		202,800
Sponsored Program Admin.	187,505	39,170	2,500			229,175
University Functions	100	12	121,992			122,104
Institutional Membership Fee			52,471			52,471
Settlements & Spec Charges	4,937	4,241	109,659	13,759		132,596
Audit Costs			10,634			10,634
Montanan	100	15	49,541			49,656
Institutional Support Res/Cont			470,846			470,846
Employee Benefits-Institutional Support		875				875
RERS/Human Resources	20,002	5,353	399			25,754
Institutional Support - Prior Year	50	(1,200)	2,755	69		1,674
Bad Debt Expense			17,670			17,670
Institutional Support GAAP Accruals			(26,084)			(26,084)
Compensated Absences		105,965				105,965
Total Institutional Support	\$3,174,264	\$852,767	\$516,837	\$69,153	\$0	\$4,613,021

CURRENT UNRESTRICTED GENERAL OPERATING FUNDS

Statement of Current Fund Expenditures
For Fiscal Year Ended June 30, 1993

	Salaries & Wages	Employee Benefits	Operating Expend.	Capital Expend.	Transfers Out	Total
Physical Plant						
Administration	\$197,905	\$44,861	\$55,521	\$1,428	\$2,800	\$302,515
Physical Plant Planning	212,779	50,214	36,583			299,576
Building Maintenance	801,287	227,244				1,028,531
Stadium Maintenance	3,137	141	10,240			13,518
Biological Station Plant	60,915	19,490	53,925	6,535		140,865
Custodial Services	729,085	199,178	191,199			1,119,462
Care & Maintenance - Grounds	140,398	44,932	62,013			247,343
Central Heating	189,096	52,524	1,557,991	2,325	133,000	1,934,936
Small Projects	72	1	31,815	2,375	20,000	54,263
Facility Services Rental			342,110			342,110
Asbestos Program	58,594	17,629	44,926			121,149
Environmental Health	52,518	12,221	31,520	500		96,759
Property Insurance			117,664			117,664
General Labor - Physical Plant	115,800	35,988	34,745			186,533
Physical Plant Res/Continuing			49,305			49,305
Physical Plant Inventory Adj.			(728)			(728)
Physical Plant Prior Year	1,210	731	(2,718)		(2,484)	(3,261)
Physical Plant GAAP Accruals			(20,691)			(20,691)
Compensated Absences		37,359				37,359
Total Physical Plant	\$2,562,796	\$742,513	\$2,595,420	\$13,163	\$153,316	\$6,067,208
Scholarships & Fellowships						
(by Fee Waivers)						
University Honors	\$	\$	\$61,160	\$	\$	\$61,160
National Merit Waivers			9,390			9,390
National Merit Scholarships			19,000			19,000
Student Affairs In-State			10,014			10,014
Arts & Sciences-Non Res.			72,639			72,639
Student Affairs			64,805			64,805
High School Honors			155,403			155,403
Native American			176,331			176,331
War Orphans Awards/POW Depend			1,554			1,554
MT Honorable Discharge			72,996			72,996
Senior Citizens			9,246			9,246
Fine Arts - In State			14,430			14,430
Athletic Awards			211,210			211,210
Athletic Awards - Out of State			263,107			263,107
Res. Teach & Research Asst.			179,474			179,474
Grad School - Non Res			273,961			273,961
Community College Awards			10,294			10,294
Law Student Waivers			16,936			16,936
Arts & Sciences			65,861			65,861
Faculty & Staff Awards	138	892	41,846			42,876
Peace Officers/Firefighters			888			888
Total Scholarships & Fellowships	\$138	\$892	\$1,730,545	\$	\$	\$1,731,575
Total Current Unrestricted General Operating Funds	\$34,093,317	\$8,411,782	\$8,891,722	\$1,746,737	\$549,976	\$53,693,534

CURRENT UNRESTRICTED DESIGNATED FUNDS

	Page
Statement of Current Fund Revenue	2.01
Statement of Current Fund Expenditures	2.02 - 2.03
Balance Sheet	2.04 - 2.05
Combined Statement of Revenue, Expenditures and Changes in Fund Balance for:	
Sales & Service of Educational Departments	2.06 - 2.08
Chemistry Stores	2.09
Freshwater Research Lab	2.10
Vehicle Pool	2.11
Wildlife Vehicle Pool	2.12
Field House & Intercollegiate Athletics	2.13 - 2.14
Special Fees	2.15 - 2.17
Telecommunications Center	2.18
Designated Recharge Centers	2.19
Grant/Contract Institutional Funds	2.20
Campus Stores	2.21
Facilities/Campus Services	2.22
Computing and Information Services	2.23
ASUM Services and Organizations	2.24 - 2.28
Grant & Contract Termination Pool	2.29
Continuing Education	2.30 - 2.31
Research Indirect Cost Monies	2.32 - 2.33
State College Work Study Program	2.34
Miscellaneous Designated	2.35

CURRENT UNRESTRICTED DESIGNATED FUNDS

Statement of Current Fund Revenue
For Fiscal Year Ended June 30, 1993

Entity Name	Tuition & Fees	Sales & Service	Indirect Cost	Other Income	Total Revenue	Inter- departmental Eliminations	Transfers In	Net Revenue
Sales & Service	\$5,307	\$926,658	\$	\$107,997	\$1,039,962	\$	\$9,500	\$1,049,462
Chemistry Stores		165,146			165,146	159,488		5,658
Miscellaneous Designated		91,788		158,726	250,514		10,000	260,514
Freshwater Research Lab		42,242		26,098	68,340	64,085		4,255
Vehicle Pool		504,793		(3,490)	501,303	489,479	342	12,166
Wildlife Vehicle Pool		8,371			8,371	7,262		1,109
Intercollegiate Athletics		2,031,441		(2,000)	2,029,441		161,690	2,191,131
Special Instructional Fees	331,613	125		48	331,786			331,786
Telecommunications Center		34,607			34,607	24,471		10,136
Designated Recharge Centers		132,978		498,521	631,499	533,586		97,913
Fixed Price Clearing					0		14,660	14,660
Facilities/Campus Services		2,565,543		20,319	2,585,862	2,534,551	43,943	95,254
Computing & Information Svc		2,433,183		205,432	2,638,615	2,624,157		14,458
Designated Fees & Programs	354,057	175,810		100,157	630,024		5,800	635,824
ASUM Student Activity Fees	569,774	795,454		60,264	1,425,492			1,425,492
Grant & Contract Termination Pool				158,664	158,664			158,664
Continuing Education	998,046	27,826		75,659	1,101,531			1,101,531
Research-Indirect Cost Monies			1,506,402	(52,875)	1,453,527		7,104	1,460,631
State College Work Study				147,748	147,748			147,748
TOTAL CURRENT FUND REVENUE	\$2,258,797	\$9,935,965	\$1,506,402	\$1,501,268	\$15,202,432	\$6,437,079	\$253,039	\$9,018,392

THIS PAGE
INTENTIONALLY
LEFT BLANK

CRITICAL INFORMATION DESIGNATED LANCE

ALL INFORMATION CONTAINED HEREIN IS UNCLASSIFIED
DATE 11/11/01 BY 60322 UCBAW/STP

CURRENT UNRESTRICTED DESIGNATED FUNDS

Statement of Current Fund Expenditures
For Fiscal Year Ended June 30, 1993

	Salaries & Wages	Employee Benefits	Operating Expend.	Capital Expend.	Total Expend.	Inter Departmental Eliminations	Uncompensated Leave	Transfers Out	Net Expend
Institutional Support									
Chemistry Stores	\$17,356	\$4,809	\$159,567	\$5,531	\$187,263	\$159,488	\$835	\$	\$28,610
Miscellaneous Designated	81,313	17,754	102,835	9,772	211,674		8,455		220,129
Freshwater Research Lab	32,795	7,173	20,453	4,009	64,430	64,085	961		1,306
Vehicle Pool	108,420	31,627	244,439	7,712	392,198	489,479	5,617	112,215	20,551
Telecommunication Center	7,161	518	10,876		18,555	24,471			(5,916)
Designated Recharge Centers	34,229	1,723	551,432	24,933	612,317	533,586	380		79,111
Facilities/Campus Services	427,969	93,166	1,935,464	27,288	2,483,887	2,534,551	11,519	175,199	136,054
Computing & Information Services	1,361,166	306,889	1,095,712	151,195	2,914,962	2,624,157	25,351	147,000	463,156
Designated Fees & Programs	17,477	2,198	21,199	27,695	68,569				68,569
Wildlife Vehicle Pool			6,020		6,020	7,262			(1,242)
State College Work Study	9,023				9,023				9,023
Total Institutional Support	\$2,096,909	\$465,857	\$4,147,997	\$258,135	\$6,968,898	\$6,437,079	\$53,118	\$434,414	\$1,019,351
Instruction									
Sales & Service	\$21,983	\$3,362	\$111,068	\$5,515	\$141,928	\$	\$	\$	\$141,928
Special Instructional Fees	56,838	6,586	219,073	25,457	307,954		805		308,759
Designated Fees & Programs			8,745		8,745				8,745
Continuing Education	270,203	46,992	347,125	9,406	673,726		6,283	18,638	698,647
State College Work Study	17,138				17,138				17,138
Total Instruction	\$366,162	\$56,940	\$686,011	\$40,378	\$1,149,491	\$0	\$7,088	\$18,638	\$1,175,217
Academic Support									
Sales & Service	\$132,539	\$13,356	\$313,430	\$46,441	\$505,766	\$	\$1,196	\$	\$506,962
Designated Fees & Programs	18,752	1,334	97,038		117,124				117,124
State College Work Study	14,795				14,795				14,795
Total Academic Support	\$166,086	\$14,690	\$410,468	\$46,441	\$637,685	\$0	\$1,196	\$0	\$638,881
Scholarships & Fellowships									
Grant/Contract Institutional Funds	\$	\$	\$2,493	\$5,372	\$7,865	\$	\$	\$	\$7,865
Total Scholarships & Fellowships	\$0	\$0	\$2,493	\$5,372	\$7,865	\$0	\$0	\$0	\$7,865
Public Service									
Sales & Service	\$90,117	\$17,973	\$170,103	\$6,232	\$284,425	\$	\$	\$	\$284,425
Miscellaneous Designated			6,306		6,306				6,306
Designated Fees & Programs			46,730		46,730				46,730
Continuing Education	120,784	23,503	330,058		474,345				474,345
State College Work Study	103				103				103
Total Public Service	\$211,004	\$41,476	\$553,197	\$6,232	\$811,909	\$0	\$0	\$0	\$811,909
Student Services									
Sales & Service	\$18,251	\$3,930	(\$7,931)	\$	\$14,250	\$	\$	\$	\$14,250
Miscellaneous Designated			3,840		3,840				3,840
Intercollegiate Athletics	405,308	80,893	1,440,749	44,449	1,971,399		11,667	231,723	2,214,789
ASUM Student Activity Fee	369,421	54,088	887,049		1,310,558		9,602	35,080	1,355,240
Designated Fees & Programs	89,729	18,549	264,890	3,775	376,943		728		377,671
State College Work Study	79,399				79,399				79,399
Total Student Services	\$962,108	\$157,460	\$2,588,597	\$48,224	\$3,756,389	\$0	\$21,997	\$266,803	\$4,045,189

Research

Sales & Service	\$1,327	\$901	\$12,080	\$1,586	\$15,894	\$	\$	\$	\$15,894
Grant & Contract Termination Pool	97,569	20,138			117,707				117,707
Grant/Contract Institutional Funds					0		2,124		2,124
Designated Fees & Programs x	540	113	10,596		11,249				11,249
Research-Indirect Cost Monies	194,741	39,694	490,626	281,473	1,006,534		6,022	63,236	1,075,792
State College Work Study	26,733				26,733				26,733
Total Research	\$320,910	\$60,846	\$513,302	\$283,059	\$1,178,117	\$0	\$6,022	\$65,360	\$1,249,499
TOTAL CURRENT FUND EXPENDITURES	\$4,123,179	\$797,269	\$8,902,065	\$687,841	\$14,510,354	\$6,437,079	\$89,421	\$785,215	\$8,947,911

$$\begin{array}{r} 4,123,179 \\ <1,982,620> \\ \hline 2,140,559 \end{array}$$

$$\begin{array}{r} 9,699,334 \\ <4,454,459> \\ \hline 5,244,875 \end{array}$$

$$\begin{array}{r} 687,841 \\ \hline 8,073,275 \\ 89,421 \\ <40,477> \\ \hline 8,122,219 \end{array}$$

per above
 per consolidated

Difference (prior yr. consolidated balance adj)
 plus rounding

	Consolidated	Operational	Difference
Instruction	1,150,755	1,156,549	5,794
Research	1,183,881	1,184,139	258
Pub. Serv.	811,909	811,909	-
Acad. Support	638,881	638,881	-
Stud. Serv.	3,770,991	3,778,386	7,395
Inst. Sup.	558,430	584,937	26,507
Scholar.	7,865	7,865	-
	<u>8,122,219</u>	<u>8,162,696</u>	<u>40,477</u>

CURRENT UNRESTRICTED DESIGNATED FUNDS

Balance Sheet

June 30, 1993

ASSETS:	Sales & Service	Chemistry Stores	Miscellaneous Designated	Freshwater Research Lab	Vehicle Pool
Cash	\$491,727	\$14,273	\$80,285	\$23,179	\$63,161
Accounts Receivable	53,759	324	4,583	604	1,156
Allowance for Doubtful Accounts	(4,371)		(56)	(3)	
Investments					
Inventories		88,701			16,989
Prepaid Expenses	1,450		622		
Employee Advances	1,703				
TOTAL ASSETS	\$544,268	\$103,298	\$85,434	\$23,780	\$81,306
LIABILITIES AND FUND BALANCE:					
Accrued Expenses	\$6,549	\$	\$17	\$	\$74
Accounts Payable	37,713	3,411	10,787	4,636	12,524
Deferred Revenue			3,161		
Compensated Absences	16,631	1,741	8,455	2,431	22,417
Fund Balance	483,375	98,146	63,014	16,713	46,291
TOTAL LIABILITIES AND FUND BALANCE	\$544,268	\$103,298	\$85,434	\$23,780	\$81,306

THIS PAGE
INTENTIONALLY
LEFT BLANK

Wildlife Vehicle Pool	Intercollegiate Athletics	Special Instructional Fees	Telecommu- nication Center	Registration Clearing	Payroll Benefits	Designated Recharge Centers	Grant/ Contract Institutional	Facilities/ Campus Services
\$7,635	\$352,301	\$110,008	\$41,459	(\$119)	\$830,510	\$96,806	\$10,412	\$202,607
	22,691			141	949	483		2,011
	(4,499)					(26)		
	86,053					18,035		413,609
	10,915	163				4,000		300
	4,042		112					175
<u>\$7,635</u>	<u>\$471,503</u>	<u>\$110,171</u>	<u>\$41,571</u>	<u>\$22</u>	<u>\$831,459</u>	<u>\$119,298</u>	<u>\$10,412</u>	<u>\$618,702</u>

\$	\$4,652	\$3,487	\$144	\$	\$	\$861	\$	\$9,065
	45,332	8,468	272	22	831,459	7,442		72,433
	122,193	11,861						
	39,880	3,319				860		17,687
7,635	259,446	83,036	41,155			110,135	10,412	519,517
<u>\$7,635</u>	<u>\$471,503</u>	<u>\$110,171</u>	<u>\$41,571</u>	<u>\$22</u>	<u>\$831,459</u>	<u>\$119,298</u>	<u>\$10,412</u>	<u>\$618,702</u>

Computing & Information Services	Designated Fees & Programs	Grant & Contract Term Pool	ASUM Student Activity Fee	Continuing Education	Research Indirect Cost	State College Workstudy	Total Designated Funds
\$333,760	\$227,281	\$290,171	\$62,635	\$433,709	\$1,139,311	\$48,495	\$4,859,606
20	17		23,429	113,729	59	8,077	232,032
			(1,094)				(10,049)
			504,400				504,400
							623,387
15,350	1,381		93	100,781	8,198		143,253
	1,399		115	1,027	7,318		15,891
<u>\$349,130</u>	<u>\$230,078</u>	<u>\$290,171</u>	<u>\$589,578</u>	<u>\$649,246</u>	<u>\$1,154,886</u>	<u>\$56,572</u>	<u>\$6,368,520</u>

\$801	\$2,699	\$62,662	\$531	\$3,573	\$25,631	\$307	\$121,053
148,717	21,184	3,031	31,074	133,601	51,602	54,192	1,477,900
	340		63,759	378,681		31	580,026
176,236	3,116		30,692	24,745	11,030		359,240
23,376	202,739	224,478	463,522	108,646	1,066,623	2,042	3,830,301
<u>\$349,130</u>	<u>\$230,078</u>	<u>\$290,171</u>	<u>\$589,578</u>	<u>\$649,246</u>	<u>\$1,154,886</u>	<u>\$56,572</u>	<u>\$6,368,520</u>

CURRENT UNRESTRICTED DESIGNATED FUNDS

Combined Statement of Revenue, Expenditures and Changes in Fund Balance
For Fiscal Year Ended June 30, 1993

SALES & SERVICE OF EDUCATIONAL DEPARTMENTS

REVENUE:

Revenue	\$1,039,962	
TOTAL REVENUE		\$1,039,962

EXPENDITURES:

Personnel	\$303,735	
Operating	598,755	
Capital	59,774	
TOTAL EXPENDITURES		\$962,264

TRANSFERS IN (OUT)

		<u>\$9,500</u>
--	--	----------------

Net Increase (Decrease) to

Fund Balance		\$87,198
--------------	--	----------

Fund Balance at Beginning of Year	\$407,421	
-----------------------------------	-----------	--

Prior Year Adjustments:

Revenue	383	
---------	-----	--

Expenditures	<u>5,004</u>	
--------------	--------------	--

Fund Balance at Beginning of Year as Adjusted		<u>\$412,808</u>
--	--	------------------

Fund Balance From Operations		<u>\$500,006</u>
------------------------------	--	------------------

Reserve for Uncompensated

Annual & Sick Leave Liability		<u>(16,631)</u>
-------------------------------	--	-----------------

Fund Balance at End of Year		<u><u>\$483,375</u></u>
-----------------------------	--	-------------------------

* See following page for detail

CURRENT UNRESTRICTED DESIGNATED FUNDS

Combined Statement of Revenue, Expenditures and Changes in Fund Balance
For Fiscal Year Ended June 30, 1993

SALES & SERVICE OF EDUCATIONAL DEPARTMENTS

Acct#	Account Name	Fund Balance 7/1/92	Prior Year Adjust.	Revenue	Transfers In (Out)	Salaries & Wages	Employee Benefits	Operating Expend.	Capital Expend.	Fund Balance 6/30/93
1524	Natural Resource Info System	\$13,590	\$	\$15,845	\$	\$2,719	\$431	\$5,549	\$	\$20,736
1528	Library Lost Books	21,940		19,875				5	10,389	31,421
1529	Welcomefest	43		(42)						1
1539	Geology Vehicle Rental	3,516		434				418		3,532
1540	Archives/Special Collections	1,114		4,886				4,739		1,261
1541	Interlibrary Loan	6,372	(2,300)	46,725		6,176	2,021	39,734		2,866
1542	On-Line Searching	(177)		505				62		266
1543	History Department Maps	2,251		716				1,876		1,091
1546	Montana Coop WRU S&S	355		149				457		47
1547	Radio-Television Production	0		2895				94		2,801
1548	Health & Fitness Program	375		2,950				2,838		487
1549	Law School Sales & Service	631				562	47	(25)		47
1550	Anthro Publ Sales & Service	8,750		1,972				1,511		9,211
1551	UM Occasional Papers	1,511		6,140				2,964		4,687
1552	Forestry Satellite S&S	3,051		2,030				1,087		3,994
1553	Gallery of Visual Arts	184		646			126	(269)		973
1554	BBER Montana Business Qtrly.	3,038		15,210				6,363		11,885
1556	FIDACS Sales & Service	1,905		7,811				3,904		5,812
1557	Journalism Vending	1,864		706				509	437	1,624
1558	BBER Outlook Seminar	19,731		44,433		5,103	747	30,496	590	27,228
1559	Prof Ed Spec Projects S & S	378		2,000						2,378
1560	Business Admin. Sales & Serv	1,547		1,344						2,891
1561	Education Sales & Service	945		839		180	1	662		941
1562	Business Administration SBA	13,341		34,000		5,337	415	12,490		29,099
1563	Geology Sales & Service	4,056	250	4,144		1,896	95	3,844		2,615
1564	Chemistry Sales & Service	22,122		5,490				3,821	2,322	21,469
1565	Co-Teach Sales & Service	34,870	(504)	58,416		6,216	1,099	20,022	3,098	62,347
1566	Clinical Psychology Center	2,166	(288)	6,956		4,705	23	994		3,112
1567	Psychology Sales & Service	2,814						1,527		1,287
1568	Testing Service	6,525		673		632	6	2,044		4,516
1570	Communicat. Sci. & Disorders	3,699		81			28	44		3,708
1571	Forestry-ICAP Sales & Serv.	7,834		120		1,327	901	2,119		3,607
1572	Forestry Sales & Service	4,214	10,825	9,049		750	141	12,754		10,443
1573	Geography Sales & Service	462		666				251	873	4
1574	Instructional Materials Serv	46,527	(57)	173,623		57,396	5,326	70,827	29,177	57,367
1575	Riparian Sales & Service	2,175	(1,111)	4,473				2,492		3,045
1576	Lab Animal Resources	0		124						124
1577	Library Fees & Fines	24,899		39,922		31,385	1,780	28,416		3,240
1578	MALT Bulletin Foreign Lang.	139		657				750		46
1580	Early Childhood Center	5,831	(33)	17,942		11,563	1,472	4,392		6,313
1581	Professional Ed Sales & Serv	3,164		3,489				3,758	1,915	980
1582	Montana Repertory Theatre	3,962		152,337		11,772	1,392	126,606	3,777	12,752
1583	Forestry GIS Lab Sales & Serv	14,313		11,869				20,997	865	4,320

CURRENT UNRESTRICTED DESIGNATED FUNDS

Combined Statement of Revenue, Expenditures and Changes in Fund Balance
For Fiscal Year Ended June 30, 1993

SALES & SERVICE OF EDUCATIONAL DEPARTMENTS

Acct#	Account Name	Fund Balance 7/1/92	Prior Year Adjust.	Revenue	Transfers In (Out)	Salaries & Wages	Employee Benefits	Operating Expend.	Capital Expend.	Fund Balance 6/30/93
1584	Montana Poll/BBER	7,515		20,990		8,542	959	4,367		14,637
1585	Linguistics Sales & Service	1,731		16,580		3,255	269	853	961	12,973
1586	* Music Concerts & Tours	2,387	92	19,256		1,764	297	14,282		5,392
1587	Molecular Biology Lab S & S	4,964		17,760		10,565	2,441	8,729		989
1588	MUAPS Sales & Service	14,701	(33)	30,006		918	177	16,914	3,727	22,938
1589	Huckleberry Research S&S	3,257		400						3,657
1590	Northwest Geology	2,961		770				2,338		1,393
1591	Clinical Pharmacy Services	3,276		18,202				17,882		3,596
1592	Forestry Extension Program	5,437								5,437
1593	Reading Lab Folders	819		1,533				1,713		639
1594	Physical Therapy Program	8,965		12,356	2,000	18,251	3,902	(10,698)		11,866
1596	Physical Therapy Workshop	62	(45)	3,112	7,500	738	14	9,877		0
1597	Comm Studies Publications S & S	153	(386)	10,322		1,010	7	8,743		329
1598	Bio Sciences Sales & Service	12,428		8,072				3,930		16,570
1599	International House S&S	966		3,098				2,724		1,340
1699	International Programs S&S	381		8,141		1,752	62	6,610		98
9526	Volume Discounts	1								1
9527	Library Typewriter Rental	3,004		1,086				1,051		3,039
9528	Bio Sciences RNA S&S	733	114	2,714				3,267		294
9531	Chemistry Breakage S&S	4,221		5,307				9,398	57	73
9533	5th Intl Symposium-Streams	4,551						61		4,490
9534	MT Riparian Assn-Education	3,471		4,000				1,375		6,096
9535	Tourism & Recreation S&S	820	(508)	4,138				2,659	1,586	205
9538	Montana Entrepreneurship Cntr	671		1,840				444		2,067
9539	* Human Development Cntr	23,919	(629)	148,179		69,701	15,341	71,114		15,313
TOTAL SALES & SERVICE		\$407,421 **	\$5,387	\$1,039,962	\$9,500	\$264,215	\$39,520	\$598,755	\$59,774	\$500,006

* 9539 Revenue includes a \$55,000.00 allocation from Research Indirect Cost Monies

1586 Revenue includes \$2,000.00 allocation from Athletic Dept-Football

** Various Sales and Service accounts were reclassified in Fiscal Year 93 to other Designated Accounting Entities

CURRENT UNRESTRICTED DESIGNATED FUNDS

Combined Statement of Revenue, Expenditures and Changes in Fund Balance

For Fiscal Year Ended June 30, 1993

CHEMISTRY STORES

1705

REVENUE:

Sales:			\$165,146	
Cost of Goods Sold:				
Beginning Inventory 7/1/92	\$91,785			
Add: Purchases	144,035			
Cost of Goods Available		\$235,820		
Deduct: Ending Inventory 6/30/93		88,701		
Cost of Goods Sold			\$147,119	
Gross Profit on Sales				\$18,027

EXPENDITURES:

Personnel:				
Salaries		\$17,356		
Employee Benefits		4,809		
Total Personnel Services			\$22,165	
Operating:				
Supplies & Materials		\$1,823		
Communications		1,219		
Travel		124		
Repair & Maintenance		529		
Administrative Services		8,686		
Other		67		
Total Operating Expenditures			\$12,448	
Capital:				
Prop/Plant/Equip			\$5,531	

TOTAL EXPENDITURES				\$40,144
Net Increase (Decrease) to Fund Balance				(\$22,117)
Fund Balance at Beginning of Year			\$123,532	
Prior Year Adjustments: Expenditures			(1,529)	
Fund Balance at Beginning of Year as Adjusted				\$122,003
Fund Balance From Operations				\$99,886
Reserve for Uncompensated Annual & Sick Leave Liability				(1,740)
Fund Balance at End of Year				<u>\$98,146</u>

CURRENT UNRESTRICTED DESIGNATED FUNDS

Combined Statement of Revenue, Expenditures and Changes in Fund Balance
For Fiscal Year Ended June 30, 1993

FRESHWATER RESEARCH LAB

1717

REVENUE:

Sales		\$41,377	
Other		26,963	
TOTAL REVENUE			\$68,340

EXPENDITURES:

Personnel:

Salaries	\$30,508	
Hourly	2,287	
Employee Benefits	7,173	
Total Personnel Services		\$39,968

Operating:

Contracted Services	\$2,896	
Supplies & Materials	9,000	
Communications	300	
Rent	840	
Utilities	156	
Repair & Maintenance	6,942	
Other	319	
Total Operating Expenditures		\$20,453

Capital:

Prop/Plant/Equip		\$4,009
------------------	--	---------

TOTAL EXPENDITURES

\$64,430

Net Increase (Decrease) to

Fund Balance		\$3,910
Fund Balance at Beginning of Year	\$13,392	
Prior Year Adjustments:	1,842	
Fund Balance at Beginning of Year as Adjusted		\$15,234
Fund Balance From Operations		\$19,144
Reserve for Uncompensated Annual & Sick Leave Liability		(2,431)
Fund Balance at End of Year		\$16,713

CURRENT UNRESTRICTED DESIGNATED FUNDS

Combined Statement of Revenue, Expenditures and Changes in Fund Balance

For Fiscal Year Ended June 30, 1993

VEHICLE POOL

	Motor Vehicle Pool 1712	Vehicle Repair Center 1713	Total
REVENUE:			
Labor Income	\$	\$160,599	\$160,599
Material Income		133,302	133,302
Vehicle Rent	210,892		210,892
Allocation	(1,406)	(2,100)	(3,506)
Other Income		16	16
TOTAL REVENUE	\$209,486	\$291,817	\$501,303
EXPENDITURES:			
Personnel Services:			
Salaries	\$14,445	\$87,636	\$102,081
Hourly	3,267	3,071	6,338
Employee Benefits	4,905	26,722	31,627
Total Personnel Services	\$22,617	\$117,429	\$140,046
Operating Expenditures:			
Other Services	\$5,406	\$200	\$5,606
Supplies & Materials	804	63,107	63,911
Communications	301	390	691
Travel	0	213	213
Rent	2,105	0	2,105
Repair & Maintenance	97,372	4,759	102,131
Inventory Adjustment		264	264
Administrative Services	4,431	11,278	15,709
Goods Purchased for Resale	0	52,952	52,952
Equipment	0	7,712	7,712
Other	695	162	857
Total Operating Expenditures	\$111,114	\$141,037	\$252,151
TOTAL EXPENDITURES	\$133,731	\$258,466	\$392,197
TRANSFERS IN (OUT)	(\$80,068)	(\$31,804)	(\$111,872)
Net Increase (Decrease) to			
Fund Balance	(\$4,313)	\$1,547	(\$2,766)
Fund Balance at Beginning of Year	11,916	63,414	75,330
Prior Year Adjustments:			
Expenditures	(636)	(3,302)	(3,938)
Revenue	82		82
Fund Balance at Beginning of Year			
as Adjusted	\$11,362	\$60,112	\$71,474
Fund Balance From Operations	\$7,049	\$61,659	\$68,708
Reserve for Uncompensated Annual & Sick Leave Liability			(\$22,417)
Fund Balance at End of Year			\$46,291

CURRENT UNRESTRICTED DESIGNATED FUNDS

Combined Statement of Revenue, Expenditures and Changes in Fund Balance
For Fiscal Year Ended June 30, 1993

WILDLIFE VEHICLE POOL

1714

REVENUE:

Vehicle Rent	\$8,371
--------------	---------

TOTAL REVENUE

\$8,371

EXPENDITURES:

Operating:

Contracted Services	\$1,335
---------------------	---------

Supplies & Materials	2,306
----------------------	-------

Travel	881
--------	-----

Repair & Maintenance	584
----------------------	-----

Administrative Services	914
-------------------------	-----

TOTAL EXPENDITURES

\$6,020

Net Increase (Decrease) to

Fund Balance		\$2,351
--------------	--	---------

Fund Balance at Beginning of Year

\$5,805

Prior Year Adjustments:

Expenditures	(521)
--------------	-------

Fund Balance at Beginning of Year

as Adjusted		\$5,284
-------------	--	---------

Fund Balance at End of Year

\$7,635

CURRENT UNRESTRICTED DESIGNATED FUNDS

Combined Statement of Revenue, Expenditures and Changes in Fund Balance
For Fiscal Year Ended June 30, 1993

FIELD HOUSE AND INTERCOLLEGIATE ATHLETICS

Acct#	Account Name	Fund Balance 7/1/92	Prior Year Adjust.	Sales	Special Events Rental	Admissions	Other Revenue
FIELD HOUSE:							
1719	State A-B Track Meet	\$	\$	\$	\$6,494	\$	(\$20)
1720	Gun and Sport Show				4,784		
1721	Shrine Circus				7,755		
1723	Women's Trade Fair				1,777		
1724	MT Special Olympics						
1726	Msla Home & Garden Show				4,596		
1727	Royal Lippizan Stallions				3,042		(7)
1728	S.O.S. Fair				1,897		
1729	Jehovah Witness-Fall				1,966		
1730	HS Commencement				2,309		
1731	Msla Gun & Antique Show				4,651		
1735	High Sch Football Games				496		
1736	NCAA Womens Regional	5,547	(5,547)				
1737	Tic-It-E-Z/Field House		(30)	1,354	8,394		11,798
1738	Big Sky Mens BB Tourn						
1739	Big Sky Vball Champ				7,607		(27)
1740	Field House Maintenance						4,919
1741	Field House General	25,304	(908)	2,120	4,805		3,931
1742	Field House Concessions		(2,570)	219,919			23,438
1744	Hellgate/Blgs W BB Game				2,034		2
1745	Bitterroot Gymnastics		(1,000)		1,451		
1746	Food Services of Am				6826		
1747	Top Bank Boxing			550	1726		4097
1748	State C Boys BB						8,000
	Total Field House	\$30,851	(\$10,055)	\$223,943	\$72,610	\$0	\$56,131
INTERCOLLEGIATE ATHLETICS:							
1777	Athletic Dept Inventory	\$82,548	\$	\$	\$	\$	\$
1795	UM Spirit Squad						1,245
1796	Athletic Sponsorships		(14)	875	500		188,988
1798	Athletic Equipment		(41)				
1799	NCAA Acad Enhancement	43,836	(140)				
1880	Athletics General	146,252	(1,097)	283			55,340
1882	Men's Basketball		(452)	1,227		423,896	69,792
1883	Men's Football		(53)	2,135		542,543	213,451
1884	Track		(59)			1,583	231
1886	Tennis		(558)				
1887	Women's Basketball		117	246		140,822	15,029
1888	Women's Volleyball		(29)	139		15,098	1,824
1889	Lady Griz Golf						
1890	Grizzly Cookbook	20,211		3,510			
	Total Athletics	\$292,847	(\$2,326)	\$8,415	\$500	\$1,123,942	\$545,900
	TOTAL FIELD HOUSE & ATHLETICS	\$323,698	(\$12,381)	\$232,358	\$73,110	\$1,123,942	\$602,031

Note: After the close of each fiscal year, the majority of the event accounts are closed to Administrative Accounts.

Allocations	Transfers In (Out)	Salaries & Wages	Employee Benefits	Operating Expend.	Admin. Services	Capital Expend.	Fund Balance 6/30/93	Acct#
\$	\$	\$3,906	\$415	\$8,365	\$	\$	(\$6,212)	1719
		190	14	2,016			2,564	1720
				4,025			3,730	1721
		47	1	927			802	1723
				(115)			115	1724
		286	21	1,382			2,907	1726
		225	27	1,458			1,325	1727
		50		1,112			735	1728
		52		968			946	1729
				706			1,603	1730
		148	12	1,898			2,593	1731
		170	19	419			(112)	1735
							0	1736
		620	52	20,104			740	1737
				2			(2)	1738
		1,033	81	6,466			0	1739
		785	113	10,935			(6,914)	1740
		30,910	8,470	20,941	5,639		(30,708)	1741
		66,062	10,079	63,662	5,639		95,345	1742
		298	28	2,186			(476)	1744
		73		(720)			1,098	1745
		369	14	5457			986	1746
		573	47	8903			(3,150)	1747
		4,463	401	6,707			(3,571)	1748
\$0	\$0	\$110,260	\$19,794	\$167,804	\$11,278	\$0	\$64,344	

\$	\$	\$	\$	(\$3,505)	\$	\$	\$86,053	1777
		1,020	147	10,786			(10,708)	1795
		49,069	11,711	135,985		15,826	(22,242)	1796
		27,381	5,487	24,781		1,205	(58,895)	1798
		19,467	5,152	4,557		3,519	11,001	1799
	125,690	132,120	33,770	68,970	60,017	20,328	11,263	1880
	(91,237)	14,079	864	213,207			175,076	1882
(2,000)	(95,533)	19,279	1,826	434,423			205,015	1883
		6,420	571	83,502		3,570	(92,308)	1884
		6,000	502	37,747			(44,807)	1886
	(8,045)	17,776	922	115,487			13,984	1887
	(908)	2,438	146	74,013			(60,473)	1888
				92			(92)	1889
				1,605			22,116	1890
(\$2,000)	(\$70,033)	\$295,049	\$61,098	\$1,201,650	\$60,017	\$44,448	\$234,983	
(\$2,000)	(\$70,033)	\$405,309	\$80,892	\$1,369,454	\$71,295	\$44,448	\$299,327	

	Field House	Athletics	Total
Fund Balance From Operations	\$64,344	\$234,983	\$299,327
Reserve for Uncompensated Annual & Sick Leave Liability	(15,565)	(24,316)	(39,881)
Fund Balance at End of Year	\$48,779	\$210,667	\$259,446

CURRENT UNRESTRICTED DESIGNATED FUNDS

Combined Statement of Revenue, Expenditures and Changes in Fund Balance
For Fiscal Year Ended June 30, 1993

SPECIAL FEES*

REVENUE		
Special Fees	\$744,836	
Other Revenue	216,974	
TOTAL REVENUE		\$961,810
EXPENDITURES		
Personnel Expenditures	\$212,117	
Operating Expenditures	668,273	
Capital Expenditures	56,925	
TOTAL EXPENDITURES		\$937,315
TRANSFERS IN		5,800
Net Increase(Decrease) to Fund Balance		\$30,295
Fund Balance at Beginning of Year	\$264,412	
Prior Year Adjustments: Expenditures	(2,494)	
Fund Balance at Beginning of Year as Adjusted		\$261,918
Fund Balance from Operations		\$292,213
Reserve for Uncompensated Annual & Sick Leave Liability		(6,437)
Fund Balance at End of Year		<u>\$285,776</u>

* See following page for detail

CURRENT UNRESTRICTED DESIGNATED FUNDS

Combined Statement of Revenue, Expenditures and Changes in Fund Balance
For Fiscal Year Ended June 30, 1993

SPECIAL FEES

Acct#	Account Name	Fund Balance 7/1/92	Prior Year Adjust.	Special Fees	Other Revenue	Transfers In (Out)	Salaries & Wages	Employee Benefits	Operating Expend.	Capital Expend.	Fund Balance 6/30/93	Acct#
1544	* Administrative Fee	\$71,122	\$	\$42,542	\$531	\$	\$17,477	\$2,197	\$21,199	\$27,695	\$45,627	1544
1600	Art Crafts Fee	5,098	(262)	68,857			9,812	1,519	44,865		17,497	1600
1606	Registration/Common Threads	0		11,565			540	113	10,596		316	1606
1607	National Student Exchange	954		2,475					3,425		4	1607
1608	Graduation Fee	372		91,489			16,598	4,580	47,990	279	22,414	1608
1609	Geology Field Trip Fees	65		4,862					4,879		48	1609
1610	Geology Summer Field Camp	6,814		250					11,159		(4,095)	1610
1611	Law School Institute	3,530			38,776				32,959		9,347	1611
1612	Student Bar Association	552		4,490	1,790				7,255		(423)	1612
1614	Graduate Exam Fee	1		1,930			140	21	1,650		120	1614
1615	Toyo Study Abroad Program	841									841	1615
1616	HPE First Aid Lab Fee	404		1,039					431		1,012	1616
1617	Physical Therapy Ap Fee	2,256	1,057	5,070			1,376	203	2,583		4,221	1617
1618	Masters Public Admin Fee	3,219		4,657			2,400	380	2,067		3,029	1618
1619	Wildlife Conserv/Hunt Trad	25,073	(218)		(11,084)				13,771		0	1619
1620	Drama Productions	22,532			85,144		17,851	1,191	62,905		25,729	1620
1621	International Student Exchange	18,573	(1,500)	48,470	1,080		482		56,801		9,340	1621
1622	Forestry Field Trip Fee	16,696	(172)	67,940	125		23,054	1,574	30,804		29,157	1622
1623	Marching Band	56									56	1623
1624	Doctoral Dissertation	1,095		4,282					2,942		2,435	1624
1625	Law School WICHE Support	151							151		0	1625
1626	Forestry WICHE Support	1,682									1,682	1626
1628	Summer Orientation	(3,559)		122,633			39,600	6,785	57,204	716	14,769	1628
1629	Music Camp	2,638	(125)		23,315		7,600	1,087	11,223		5,918	1629
1630	Suzuki Program	20,019			32,026		900	143	34,133		16,869	1630
1631	Foreign Language Days	11			2,830				2,781		60	1631
1632	Career Services	15,960		53,231	31,385		10,225	3,014	59,463	2,779	25,095	1632
1633	Physical Therapy WICHE Support	200	(1,012)	2,145					1,333		0	1633
1634	Student ID Card Fee	17,957		18,580	11,026	5,800	13,709	2,860	14,515		22,279	1634
1674	Dance Class Fee	5,474		18,600			7,214	948	13,456	272	2,184	1674
1676	Drama Fees	2,084		37,728			2,127	526	32,540	1,234	3,385	1676
1677	HPE Activity Class Fee	1,018		2,288					1,216		2,090	1677
1678	Biological Sciences Spec Fee	4,045		13,300					8,201		9,144	1678
1679	Chemistry Lab Fee	11,494		23,112					3,601	23,542	7,463	1679
1680	Bio Station Field Trip Fee	745		1,880	48				851		1,822	1680
1681	DBS Supplies Fees	0		19,420					12,794		6,626	1681
1682	Special Law Fee	134									134	1682
1683	Student Teacher Fees	0		2,600					2,600		0	1683
1686	Music Lesson Fee	713	(347)	17,000			3,702	435	11,839		1,390	1686
1687	Music Special Fee	3,148	85	45,540			8,530	1,204	35,067	408	3,564	1687
1688	3-D Art Fee	0							(6)		6	1688

CURRENT UNRESTRICTED DESIGNATED FUNDS

Combined Statement of Revenue, Expenditures and Changes in Fund Balance
For Fiscal Year Ended June 30, 1993

SPECIAL FEES

Acct#	Account Name	Fund Balance 7/1/92	Prior Year Adjust.	Special Fees	Other Revenue	Transfers In (Out)	Salaries & Wages	Employee Benefits	Operating Expend.	Capital Expend.	Fund Balance 6/30/93	Acct#
9101	Admissions Fee/Grad	10			(10)						0	9101
9102	Law School Admission Fee	8			(8)						0	9102
9103	Young Scholars Participant Fee	0		4,320					4,320		0	9103
9540	HPE Physiology Lab Fee	357		723					444		636	9540
9541	Journalism Lab Fees	870		1,370					2,010		230	9541
9542	Elementary Education Fee	0		448					256		192	9542
TOTAL SPECIAL FEES		\$264,412 *	(\$2,494)	\$744,836	\$216,974	\$5,800	\$183,337	\$28,780	\$668,273	\$56,925	\$292,213	

* Administrative Fee Org 1544 was reclassified in FY93 from Sales & Service to Special Fees

CURRENT UNRESTRICTED DESIGNATED FUNDS

Combined Statement of Revenue, Expenditures and Changes in Fund Balance
For Fiscal Year Ended June 30, 1993

TELECOMMUNICATIONS CENTER

	Audio Production 1526	Video Production 1527	Total
REVENUE:			
Sales	\$5,293	\$29,314	\$34,607
TOTAL REVENUE	<u>\$5,293</u>	<u>\$29,314</u>	<u>\$34,607</u>
EXPENDITURES:			
Personnel:			
Salaries	\$1,082	\$	\$1,082
Hourly	0	6,079	6,079
Employee Benefits	158	360	518
Total Personnel	<u>\$1,240</u>	<u>\$6,439</u>	<u>\$7,679</u>
Operating:			
Other Services	\$45	\$350	\$395
Supplies & Materials	391	4,388	4,779
Communications	21	172	193
Travel	242	424	666
Rent	0	90	90
Repair & Maintenance	0	1,085	1,085
Equipment	0	0	0
Administrative Costs	1,371	0	1,371
Other	5	2,292	2,297
Total Operating	<u>\$2,075</u>	<u>\$8,801</u>	<u>\$10,876</u>
TOTAL EXPENDITURES	<u>\$3,315</u>	<u>\$15,240</u>	<u>\$18,555</u>
Net Increase (Decrease) to Fund Balance	<u>\$1,978</u>	<u>\$14,074</u>	<u>\$16,052</u>
Fund Balance at Beginning of Year	(\$2,226)	\$25,183	\$22,957
Prior Year Adjustments	(41)	2,187	2,146
Fund Balance at Beginning of Year As Adjusted	<u>(\$2,267)</u>	<u>\$27,370</u>	<u>\$25,103</u>
Fund Balance at End of Year	<u><u>(\$289)</u></u>	<u><u>\$41,444</u></u>	<u><u>\$41,155</u></u>

CURRENT UNRESTRICTED DESIGNATED FUNDS

Combined Statement of Revenue, Expenditures and Changes in Fund Balance
For Fiscal Year Ended June 30, 1993

DESIGNATED RECHARGE CENTERS

Acct#	Account Name	Fund Balance 7/1/92	Prior Year Adjust.	Revenue	Salaries & Wages	Employee Benefits	Operating Expend.	Capital Expend.	Fund Balance 6/30/93
9046	Postage Meter Inventory	\$19,716	\$	\$	\$	\$	\$1,681	\$	\$18,035
9048	Campus Services Admin.	3,044	(160)				1,601	1,283	0
9051	Key Deposits	37,463		7,459			3,786		41,136
9052	Post Modern Conferences	87		(87)					0
9053	Library Photocopy Account	8,358	(318)	62,146	22,797	739	22,156	14,563	9,931
9055	Chemistry Photocopy Acct.	1,048		2,554			537	1,946	1,119
9056	Law Library Xerox	18,821	(17)	28,953	506	8	24,020	2,401	20,822
9057	Central Mail Postage Meter	(19,716)		462,212			460,531		(18,035)
9059	Main Hall Copy Machine	3,805		7,876			7,710		3,971
9090	Education Copy Machine	8,724	(647)	17,347			16,002	3,835	5,587
9091	Central Mail Presort Cntr.	11,458		36,309	10,926	975	9,842	905	25,119
9094	Univ Relations Photocopy	133		6,731			3,569		3,295
9095	Credit Card Clearing	15							15
TOTAL DESIGNATED RECHARGE CENTERS		\$92,956	(\$1,142)	\$631,500	\$34,229	\$1,722	\$551,435	\$24,933	\$110,995

Reserve for Uncompensated Annual & Sick Leave Liability
Fund Balance at End of Year

(860)

\$110,135

CURRENT UNRESTRICTED DESIGNATED FUNDS

Combined Statement of Revenue, Expenditures and Changes in Fund Balance
For Fiscal Year Ended June 30, 1993

GRANT/CONTRACT INSTITUTIONAL FUNDS

Acct#	Account Name	Fund Balance 7/1/92	Transfers In(Out)	Operating Expend.	Capital Expend.	Fund Balance 6/30/93	Acct#
9126	Fixed Price Clearing	\$2,695	\$6,795	\$	\$	\$9,490	9126
9127	Institutional Allow Fellowships-DBS	3,047	3,375	1,883	3,619	920	9127
9128	Institutional Allow Fellowships-English		2,365	610	1,753	2	9128
	TOTAL GRANT/CONTRACT INSTITUTIONAL	\$5,742	\$12,535	\$2,493	\$5,372	\$10,412	

CURRENT UNRESTRICTED DESIGNATED FUNDS

Combined Statement of Revenue, Expenditures and Changes in Fund Balance
For Fiscal Year Ended June 30, 1993

CAMPUS STORES

1516

REVENUE:

Sales:			\$1,058,878	
Cost of Goods Sold:				
Beginning Inventory 7/1/92	\$395,685			
Add: Purchases	875,074			
Cost of Goods Available		\$1,270,759		
Deduct: Ending Inventory 6/30/93		377,661		
Cost of Goods Sold			\$893,098	
Gross Profit on Sales				\$165,780
Other Revenue				8,019
Less Fund Allocation				(7,533)
TOTAL REVENUE				\$166,266

EXPENDITURES:

Personnel	\$108,881			
Operating	34,404			
Capital	1,263			
TOTAL EXPENDITURES				\$144,548

Net Increase (Decrease) to Fund Balance				\$21,718
Fund Balance at Beginning of Year			\$269,179	
Prior Year Adjustments: Expenditures			(2,293)	
Fund Balance at Beginning of Year As Adjusted				\$266,886
Fund Balance at End of Year				\$288,604

CURRENT UNRESTRICTED DESIGNATED FUNDS

Combined Statement of Revenue, Expenditures and Changes in Fund Balance
For Fiscal Year Ended June 30, 1993

FACILITIES/CAMPUS SERVICES

Acct#	Account Name	Fund Balance 7/1/92	Prior Year Adjust.	Revenue	Transfers In (Out)	Salaries & Wages	Employee Benefits	Operating Expend.	Capital Expend.	Fund Balance 6/30/93
1502	Facilities Services Shops	\$189,324	(\$1,240)	\$1,069,949	(\$103,074)	\$203,974	\$39,830	\$765,686	\$14,526	\$130,943
1503	Cust, Grounds, Labor	84,845	(2,918)	311,808	(28,183)	107,783	21,529	188,853	11,498	35,889
1506	Campus Safety & Security	7,359		15,152				1,086		21,425
1516	Campus Stores	269,180	(2,293)	1,059,364		85,296	23,586	927,502	1,263	288,604
1517	Key Shop	28,569		87,894		30,917	8,221	45,232		32,093
1520	Natural Gas Inventory	0	(6,342)					(34,591)		28,249
1522	Off-Campus Work Orders	0		41,696				41,696		0
TOTAL PHYSICAL PLANT SHOPS		\$579,277	(\$12,793)	\$2,585,863	(\$131,257)	\$427,970	\$93,166	\$1,935,464	\$27,287	\$537,203

Reserve for Uncompensated
Annual & Sick Leave Liability (17,686)
Fund Balance at End of Year \$519,517

CURRENT UNRESTRICTED DESIGNATED FUNDS

Combined Statement of Revenue, Expenditures and Changes in Fund Balance
For Fiscal Year Ended June 30, 1993

COMPUTING AND INFORMATION SERVICES

	General Services 1530	Admin. Production 1532	Electronic Communications 1533	Information Systems 1534	Electronic Maint. Center 1535	Total
REVENUE:						
Production Income	\$1,460,325	\$	\$	\$	\$	\$1,460,325
Sales			898,844			898,844
Laser Printer Usage	2,589					2,589
Other Income	33,827	1,208	45,835		195,987	276,857
TOTAL REVENUE	\$1,496,741	\$1,208	\$944,679	\$0	\$195,987	\$2,638,615
EXPENDITURES:						
Personnel:						
Salaries	\$489,879	\$55,439	\$165,382	\$411,635	\$111,458	\$1,233,793
Hourly	82,172	2,315	42,719		167	127,373
Employee Benefits	118,892	15,242	52,926	93,876	25,953	306,889
Total Personnel	\$690,943	\$72,996	\$261,027	\$505,511	\$137,578	\$1,668,055
Operating:						
Other Services	\$58,449	\$4,410	\$5,050	\$	\$	\$67,909
Supplies & Materials	75,904	277	43,745	5,470	33,891	159,287
Communications	36,136	18	286,261	98	132	322,645
Travel	4,095		2,585	4,490		11,170
Rent	165,546			128		165,674
Repair & Maintenance	72,724		197,958		2,694	273,376
Other	22,313		62,991	1,666	8,681	95,651
Total Operating	\$435,167	\$4,705	\$598,590	\$11,852	\$45,398	\$1,095,712
Capital	6,903		140,198		4,094	151,195
TOTAL EXPENDITURES	\$1,133,013	\$77,701	\$999,815	\$517,363	\$187,070	\$2,914,962
TRANSFERS IN(OUT)	(147,000)					(147,000)
Net Increase (Decrease) to						
Fund Balance	\$216,728	(\$76,493)	(\$55,136)	(\$517,363)	\$8,917	(\$423,347)
Fund Balance at Beginning of Year	\$461,215		\$163,064			\$624,279
Prior Year Adjustments	3,874		(5,157)		(37)	(1,320)
Fund Balance at Beginning of Year As Adjusted	\$465,089		\$157,907		(\$37)	\$622,959
Fund Balance from Operations	\$681,817	(\$76,493)	\$102,771	(\$517,363)	\$8,880	\$199,612
Reserve for Uncompensated Annual and Sick Leave Liability						(176,236)
Fund Balance at End of Year						<u>\$23,376</u>

Note: After the close of each fiscal year, the Admin. Production, Information Systems, and the Electronic Maint. Center account numbers 1532, 1534, and 1535, respectively, are closed to General Services account 1530. Therefore, the "Fund Balance at Beginning of Year" is the same in total but different in categories as presented on previous financial reports.

CURRENT UNRESTRICTED DESIGNATED FUNDS

Associated Students of the University of Montana
Combined Statement of Revenue, Expenditures and Changes in Fund Balance
For Fiscal Year Ended June 30, 1993

ASUM SERVICES & ORGANIZATIONS

Acct#	Account Name	Fund Balance 7/1/92	Prior Period Adjust.	Student Activity Fee	Special Allocation	STIP Allocation	Activity Fee Allocation	Other Receipts	ASUM Holding Account	Salaries & Wages	Employee Benefits	Operating Expend.	Non-Mand Transfers	Fund Balance 6/30/93
7000	ASUM Administration	\$9,798	(\$127)	\$	\$2,800	\$1,789	\$64,705	\$2,591	\$	\$48,369	\$9,516	\$19,070	\$	\$4,601
7001	ASUM Transferral	204,773	(10,000)	569,339			(577,231)	9,657				603		195,935
7002	ASUM Special Allocations				(9,954)		9,954							0
7004	S.T.I.P. Interest	19,258				(14,191)		16,433						21,500
7006	Assessment Fee						32,224					32,224		0
7007	ASUM Legal Services	81				1,300	80,114	4,986		56,122	14,836	10,221		5,302
7008	ASUM Legislative Comm						12,293	128		5,216	89	7,116		0
7009	Zero-Base Carryover	44,392					14,551	(533)						58,410
7010	W. Montana Mountain Rescue				750			7,431				8,076		105
7011	Contingency Fund	10,239												10,239
7013	UC Space Rental Commissions						(1,458)	1,458						0
7015	ASUM Special Group Purchases	145					62	533				740		0
7029	ASUM Child Care Home Program	14,771					17,054	138,194		32,261	8,979	104,024		24,755
7030	ASUM Children's Learning Ctr	64,642					19,509	20,812		21,462	3,781	19,867		59,853
7031	ASUM Child Care Coop	10,929					23,722	42,242		35,404	6,312	10,141		25,036
7033	Childcare/Summer	583						11,433		11,975	2,224	3,124		(5,307)
7034	Honors Program/Student Assoc	95			260		161					424		92
7035	Women's Resource Center	111					5,218	520		3,203	78	2,104		464
7036	ADSUM	56				695	11,390	711		8,413	428	3,727		284
7038	Pre-Health Club						84					84		0
7040	College Democrats						62	25				62		25
7042	College Republicans						85					85		0
7044	National Student Exchange Club						600					600		0
7045	Model United Nations						753	290				753		290
7049	MontPirg	8						431				379		60
7050	International Students						4,556					4,556		0
7053	Black Student Union						2,113	160				2,273		0
7055	Kyi-Yo Indian Club	(618)			1,895		4,700					6,547		(570)
7060	UM Advocates						361					361		0
7061	Panhellenic	420			1,000		5,068	788				7,270		6
7062	Interfraternity Council					200	4,829					4,429		600
7070	Muslim Students Association	24												24
7071	AISES				52		2,177	865				3,095		(1)
7072	Ad Club	(3)					5,990					5,988		(1)

CURRENT UNRESTRICTED DESIGNATED FUNDS

Associated Students of the University of Montana
Combined Statement of Revenue, Expenditures and Changes in Fund Balance
For Fiscal Year Ended June 30, 1993

ASUM SERVICES & ORGANIZATIONS

Acct#	Account Name	Fund Balance 7/1/92	Prior Period Adjust.	Student Activity Fee	Special Allocation	STIP Allocation	Activity Fee Allocation	Other Receipts	ASUM Holding Account	Salaries & Wages	Employee Benefits	Operating Expend.	Non-Mand Transfers	Fund Balance 6/30/93
7073	Physical Therapy Students	11					697	243				864		87
7074	Escort Service						7,344			6,945	399			0
7076	Forestry Students Association						1,376					1,376		0
7077	Student Union Board						230					230		0
7090	Malaysian Students Students				292		220					220		292
7300	U of M Symphonic Band	730					6,191					6,921		0
7303	UM Jazz Workshop					1,000	9,670					10,670		0
7304	Chamber Orchestra						2,145					2,145		0
7305	Chamber Chorale						1,190					1,190		0
7311	U of M Composers						2,895					2,868		27
7315	Association of Indian Students						479					479		0
7321	Japan Club	96					556					557		95
7325	Chinese Student Association						592					598		(6)
7326	French Club					1,715						1,715		0
7400	Montana Kairmin	26,129					37,865	130,230		70,434	5,250	74,579		43,961
7410	Cut Bank	(54)			100		3,651	7,103		725	3	8,832		1,240
7412	Phoenix					1,770	2,015					3,785		0
7500	Student Action Center	128					1	(128)				1		0
7501	Volunteer Action Services				635	2,314						2,949		0
7502	Earth Education						814					749		65
7503	Phi Beta Lambda	373					852	1,227				1,702		750
7504	Pi Omega Pi						32					32		0
7505	Wilderness Studies & Info Ctr	556			400	2,508	4,665	475		3,083	46	5,180		295
7507	Student Wildlife Society				175		888					1,063		0
7522	Campus Recreation Facilities						35,080						35,080	0
7524	Students For Adv of Grad Educ							75						75
7525	ASUM Student Gardens	396						825				834		387
7529	U of M Ski Club/Race Team	23					(23)							0
7531	UM Cycling Team						1,047	1,213				2,125		135
7532	Water Polo Club						500					500		0
7540	Entrepreneurship Club						668					668		0
7542	Mountaintown Coffee	319						(117)				202		0
7545	Lambda Alliance				45		4,092					4,154		(17)
7550	UM Baseball Club						1,189					1,189		0

CURRENT UNRESTRICTED DESIGNATED FUNDS

Associated Students of the University of Montana
Combined Statement of Revenue, Expenditures and Changes in Fund Balance
For Fiscal Year Ended June 30, 1993

ASUM SERVICES & ORGANIZATIONS

Acct#	Account Name	Fund Balance 7/1/92	Prior Period Adjust.	Student Activity Fee	Special Allocation	STIP Allocation	Activity Fee Allocation	Other Receipts	ASUM Holding Account	Salaries & Wages	Employee Benefits	Operating Expend.	Non-Mand Transfers	Fund Balance 6/30/93
7552	Daigaku Judo Dojo						504					504		0
7554	U of M Men's Rugby Club						2,374					1,681		693
7556	UM Soccer Club						2,391					2,391		0
7559	Tutoring Program	1,721					15,073	15,200		30,392	430			1,172
7562	U of M Rodeo Club	(5)					6,320	176				6,490		1
7565	Women's Rugby						1,174					1,174		0
7568	U of M Woodsman Club						1,390					1,390		0
7572	Tanan of Spurs	3					138					138		3
7573	US Army Association						487					487		0
7577	Student Social Work Assoc.				599			57				627		29
7579	Alpine Society						1,796					1,796		0
7580	Geology Club	202						1,124				327		999
7583	Anthropology Club				485		318					803		0
7587	Golden Key Honor Society				40							40		0
7591	Mortar Board	932					1,009	1,872				1,502		2,311
7592	Homecoming Committee	1,795					(514)					1,281		0
7596	Circle "K"	45					1,698					1,698		45
7600	Spanish Club	660						236				458		438
7601	U of M Table Tennis Club	4					662					768		(102)
7602	U of M Hockey Club						1,749					1,749		0
7604	Creative Writing Club						1,948					1,948		0
7606	U of M Student Recreation Assn						399					399		0
7610	Earth Awareness						1,814	505				1,814		505
7612	Glacier Two Med./Badger Chp						2,818	187				2,818		187
7613	UM Golf Club	770					1,349	1,100				2,487		732
7616	Psychology Club	471						604				549		526
7617	Society of American Foresters				426		147					573		0
Total ASUM Services and Organizations		\$415,009	(\$10,127)	\$569,339	\$0	(\$900)	(\$84,389)	\$421,362	\$0	\$334,004	\$52,371	\$432,212	\$35,080	\$456,627

CURRENT UNRESTRICTED DESIGNATED FUNDS

Associated Students of the University of Montana

Combined Statement of Revenue, Expenditures and Changes in Fund Balance

For Fiscal Year Ended June 30, 1993

ASUM PROGRAMMING

Acct#	Account Name	Fund Balance 7/1/92	Prior Period Adjust.	Student Activity Fee	Special Allocation	STIP Allocation	Activity Fee Allocation	Other Receipts	ASUM Holding Account	Salaries & Wages	Employee Benefits	Operating Expend.	Non-Mand Transfers	Fund Balance 6/30/93
7100	Programming Administration	\$	\$10,145	\$	\$	\$900	\$31,853	(\$4,850)	(\$6,409)	\$14,428	\$543	\$16,668	\$	\$0
7103	Current Year Carryover	2,464							48,829			13,709		37,584
7106	Programming Presents						186			171	7	8		0
7110	Special Events Holding						10,000		(8,555)			1,445		0
7114	Halloween Film Festival							284	614	97	4	797		0
7115	Alice in Chains							12,211	(1,171)	949	53	10,038		0
7116	Lungfish							1,383	(67)	282	14	1,020		0
7117	Seaweed							1,338	564	356	23	1,523		0
7118	Animation Celebration							3,277	(745)	137	5	2,390		0
7119	Suzanne Vega							12,968	(913)	873	42	11,140		0
7126	Power of One								426			426		0
7127	Posies							1,355	1,072	287	15	2,125		0
7128	Screaming Trees							10,301	(492)	691	37	9,081		0
7129	Sadie Bening								874			874		0
7140	Performing Arts-Holding						31,150	720	(21,978)			9,892		0
7141	Los Lobos							10,074	2,699	468	30	12,275		0
7142	Double Edge							2,042	2,507	141	7	4,401		0
7143	Mingus Dynasty							4,999	3,146	282	8	7,855		0
7144	Ondekoza							7,519	312	452	20	7,359		0
7145	Mark Morris Dance Company							8,342	4,308	1,032	47	11,571		0
7146	Arlo Guthrie							11,933	860	614	28	12,151		0
7147	Ballet Folklorico							6,969	1,196	277	12	7,876		0
7148	Don Pullen							2,276	4,400	253	8	6,415		0
7161	Lar Lubovitch		(108)						108					0
7162	Colorado String Quartet								(45)			(45)		0
7200	Pop Concerts-Holding						11,200		(7,995)	117	10	3,078		0
7220	Steve Miller		(108)						108					0
7225	Garth Brooks	(1,841)	(1,088)						5,032	25	2	2,076		0
7250	Travis Tritt							67,299	(3,783)	3,411	175	59,930		0
7251	Jammin Shaman							946	2,621	533	22	3,012		0
7252	Sawyer Brown							93,574	(10,108)	3,013	165	80,288		0
7253	Reba McEntire							159,562	(10,126)	5,271	289	143,876		0

CURRENT UNRESTRICTED DESIGNATED FUNDS

Associated Students of the University of Montana

Combined Statement of Revenue, Expenditures and Changes in Fund Balance

For Fiscal Year Ended June 30, 1993

ASUM PROGRAMMING

Acct#	Account Name	Fund Balance 7/1/92	Prior Period Adjust.	Student Activity Fee	Special Allocation	STIP Allocation	Activity Fee Allocation	Other Receipts	ASUM Holding Account	Salaries & Wages	Employee Benefits	Operating Expend.	Non-Mand Transfers	Fund Balance 6/30/93
7254	Pearl Jam							16,769	(3,835)	1,214	147	11,573		0
7255	Black & Wy							3,500	(3,454)	42	4			0
Total ASUM Programming		\$623	\$8,841	\$0	\$0	\$900	\$84,389	\$434,791	\$0	\$35,416	\$1,717	\$454,827	\$0	\$37,584
5835	GAAP Adjustments	(21,089)										9,602		(30,691)
9049	ASUM Student Fees	13										11		2
TOTAL ASUM		\$394,556	(\$1,286)	\$569,339	\$0	\$0	\$0	\$856,153	\$0	\$369,420	\$54,088	\$896,652	\$35,080	\$463,522

CURRENT UNRESTRICTED DESIGNATED FUNDS

Combined Statement of Revenue, Expenditures and Changes in Fund Balance
For Fiscal Year Ended June 30, 1993

GRANT & CONTRACT TERMINATION POOL

9130

REVENUE:

Leave Accruals
Other

\$158,576

88

TOTAL REVENUE

\$158,664

EXPENDITURES:

Personnel:
Salaries
Employee Benefits

\$97,569

20,138

TOTAL EXPENDITURES

\$117,707

Net Increase (Decrease) to Fund Balance

\$40,957

Fund Balance at Beginning of Year

\$183,654

Prior Year Adjustments

(133)

Fund Balance at Beginning of Year

As Adjusted

183,521

Fund Balance at End of Year

\$224,478

THIS PAGE
INTENTIONALLY
LEFT BLANK

CURRENT UNRESTRICTED DESIGNATED FUNDS
 Combined Statement of Revenue, Expenditures and Changes in Fund Balance
 For Fiscal Year Ended June 30, 1993

CONTINUING EDUCATION

Acct#	Account Name	Fund Balance 7/1/92	Prior Year Adjust.	Course Revenue	Other Revenue	Allocations
1900	CCESP-General Administration	\$127,749	\$100	\$	\$5,787	\$
1901	MAS-Admin Science-Book Acc't	256			27,825	
1902	Summer Ext-Sponsored	(194)		26,868		
1903	Summer Ext-Self Support	(309)		8,999		
1904	Fall Ext-Sponsored			15,530		
1905	Fall Ext-Self Support			26,654		
1908	Spring Ext-Sponsored			33,360		
1909	Spring Ext-Self Support			39,886	146	
1910	Extension Administration					
1911	Eureka			6,644		
1912	92-93 Concurrent Sess-Sponsor			320		
1913	92-93 Concurrent Sess-Self Supp			11,110		
1924	Legislative Outlook Seminar	2,025				
1926	92-93 Economics Regionalism	(6,589)	(4,027)			
1930	Health-General Administration				398	
1931	Humanities Program Dev				259	2,000
1932	Pharmacy Weekend Programs			21,943	611	
1933	Pharmacy Journal Articles			801	20	
1934	Pharmacy HS 390 Series			1,028		
1935	Pharmacy-Misc Programs				1,701	
1937	92-93 Yellow Bay Writer Wksp			30,892	82	(1,500)
1938	University Transition			32,746		
1939	Honors Institute				4,897	
1940	92-93 Envir Writing Institute			7,290	5,882	(500)
1941	92-93 Schwanke Honors Instit				10,033	
1942	92-93 MT Wic Prog Annual Mtg			5,419		
1945	92-93 Elderhostel			4,232		
1946	92-93 French Immersion			8,602		
1948	92-93 German Immersion			3,550	2,000	
1950	Conf & Instit Admin		807	1,071	704	
1951	CEFES Program Development	9,294			12,997	20,500
1952	92-93 Larix Conference			60,524		
1953	92-93 AAAS Meeting			5,642	15,938	
1960	92-93 CEFES			50,206		
1961	92-93 GPS Satellite Navigation			24,300	53	
1962	92-93 Uneven-Aged Silviculture			16,530		
1963	92-93 Uneven-Aged Silviculture-NM			18,240		
1964	92-93 Intro to Satellite Navigation			27,000		(2,000)
1965	92-93 Data Visualization			1,500		
1966	92-93 Stand Dynamics			17,288		(1,000)
1967	92-93 Ecology & Mgm't Forest			51,625		(15,000)
1968	92-93 GIS Workshop			7,200		(2,500)
1969	92-93 Special Ed Conference			31,058	(9,067)	
1970	92-93 Fire in Wilderness Mgm't			44,434	(7,549)	
1971	92-93 National Trails Symposium			36,832	5,488	
1973	92-93 Business Over Breakfast			2,625		
1975	92-93 Tax Practitioner Instit			25,175		
1976	92-93 Secretaries Day			2,850		
1980	Business Programs Administration					
1981	Western Accounting Conferences			109,772	10	
1982	Accounting Conference Admin	52,218	148	46,251	1,166	
1983	92-93 Info Technologies Conf			2,597		
1984	Peoples' University	500				
1985	MT Writing Project Admin	9,023		13,600		
1987	International Institutes	7,339				
1990	Language Institute Admin				4,671	
1991	International Institutes Dev	1,268			2	
1992	Toyo English Language Instit			70,744	525	
1993	Kumamoto University			63,867		
1995	Thailand Cross-Cultural Trg					
1999	A/R's & A/P's		(1,040)	(18,757)	18,904	
TOTAL CONTINUING EDUCATION		\$202,580	(\$4,012)	\$998,048	\$103,483	\$0

Note: After the close of each fiscal year, the majority of the project accounts are closed to CCESP/General Administration. Therefore, the Beginning Balance is the same in total but different in categories as presented on previous financial reports.

Transfers In (Out)	Salaries & Wages	Employee Benefits	Other Expend.	Admin. Services	Capital Expend.	Fund Balance 6/30/93	Acct#
(\$18,638)	\$37,501	\$8,641	\$11,057	\$31,887	\$6,501	\$19,411	1900
			25,834	1,523		724	1901
	1,220	167	1,382			23,905	1902
	5,360	450	1,048			1,832	1903
	260	41	3,160			12,069	1904
	13,048	1,425	1,661			10,520	1905
	300	48	382			32,630	1908
	27,190	3,621	6,740			2,481	1909
	63,836	16,251	5,027		1,275	(86,389)	1910
			4,657			1,987	1911
	530	84	144			(438)	1912
	7,775	916	7,135			(4,716)	1913
				207		1,818	1924
			1,392	850		(12,858)	1926
	17,578	4,303	1,005			(22,488)	1930
						2,259	1931
	3,263	502	9,665			9,124	1932
			27			794	1933
			135			893	1934
			679			1,022	1935
			27,010			2,464	1937
	7,665	1,020	14,781			9,280	1938
			4,620			277	1939
	300	76	10,102			2,194	1940
	1,053	91	3,173			5,716	1941
			3,919			1,500	1942
	900	76	2,700			556	1945
			6,613			1,989	1946
			4,887			663	1948
	46,376	10,919	546			(55,259)	1950
			12,676	841	1,630	27,644	1951
	75	12	48,415			12,022	1952
			16,068			5,512	1953
	7,767	1,128	31,688			9,623	1960
	9,322	1,437	8,064			5,530	1961
	4,307	641	8,049			3,533	1962
	1,027	163	13,148			3,902	1963
	10,170	1,522	9,600			3,708	1964
	550	62	594			294	1965
	3,000	447	9,800			3,041	1966
	10,387	1,283	15,065			9,890	1967
	1,500	231	1,119			1,850	1968
			13,592			8,399	1969
			28,728			8,157	1970
			32,138			10,182	1971
	300	47	1,198			1,080	1973
			10,021			15,154	1975
	225	31	2,262			332	1976
	2,503	624	503			(3,630)	1980
	12,681	1,241	56,297			39,563	1981
	29,247	4,614	79,700	2,600		(16,378)	1982
			1,597			1,000	1983
			1,843	108		(1,451)	1984
	13,500	1,693	2,667	500		4,263	1985
	275	16	5,145	320		1,583	1987
	17,509	3,390	1,958			(22,857)	1990
			1,089	64		4,786	1991
	17,016	1,354	33,922			18,454	1992
	15,470	1,927	31,615			15,380	1993
			87			(87)	1995
			156			(1,049)	1999
(\$18,638)	\$390,986	\$70,494	\$638,285	\$38,900	\$9,406	\$133,390	

(24,744)

\$108,646

CURRENT UNRESTRICTED DESIGNATED FUNDS

Combined Statement of Revenue, Expenditures and Changes in Fund Balance
For Fiscal Year Ended June 30, 1993

RESEARCH INDIRECT COST MONIES

Acct#	Account Name	Fund Balance 7/1/92	Prior Year Adjust.	Federal Ind. Cost	Non-Federal Ind. Cost	Other Revenue
1636	SPABA/CAS/Dean's Office	\$	\$	\$	\$	\$
1637	SPABA/Stanford/Bio Station	8,103				
1638	SPABA/Psychology	5,400				
1639	SPABA/Running/Forestry					
1640	Research Adm-Indirect Cost Monies	360,096	(1,056)	1,254,901	224,616	
1641	MONTs/Kukuk/Bio Sciences	3,000				
1642	MONTs/Minnick/Bio Sciences	18,000	(915)			
1643	MONTs/Schaller/Psychology	14,723				
1645	Research Supplies & Equipment	10,533				
1646	Biotechnology Development	26,157	(957)			
1647	Business Development	31,732				2,125
1648	Research Salaries	25,674				
1649	MONTs/Vandersluys/Chemistry	1,307				
1650	SPABA/Mt Entrepreneurship Cntr	896				
1651	SPABA/Social Work					
1652	SPABA/Sociology					
1659	MONTs/Green/Bio Sciences	4,549				
1660	Research Investment	11,036				
1661	SPABA/Bureau of Business & Econ Res	1,028				
1662	SPABA/Education	456				
1663	SPABA/Anthropology					
1664	SPABA/Forestry	5,296				
1665	SPABA/Coop Wildlife Unit	1,419				
1666	SPABA/Law School	255				
1667	MONTs/Eyer-Smith/Pharmacy	3,749				
1668	SPABA/Alexander/Cont Education	1,228				
1669	SPABA/Stearns/Univ Relations	319				
1670	SPABA/Gianchetta/Business Admin	5,977				
1671	SPABA/Sheriff/Geology	11,456				
1672	SPABA/Kilgore/Bio Sciences	58,497				
1673	SPABA/Field/Chemistry	10,844				
1690	SPABA/Hatcher/Library	781				
1691	SPABA/Economics					
1692	SPABA/Pharmacy & AHS	2,439	(350)			
1693	SPABA/Athletics	657				
1695	SPABA/Mansfield Center	71				
1696	SPABA/Telecommunications	866				
1697	SPABA/International Programs	6				
9500	Bandy Ranch Support	7,357	(425)			
9501	SPABA/Mathematics	2,243				
9502	SPABA/RTC Rural	1,154				
9503	Sponsored Prog Audit Reserve	33,111	10	22,569	4,316	
9505	MONTs/Boggs/Bio Sciences	2,606				
9506	MONTs/Judd/Bio Sciences	13,113				
9507	SPABA/Computer Science					
9508	MONTs/Stroethoff/Math	47				
9509	MONTs/Foresman/Bio Sciences	445				
9512	MONTs/Stroethoff/Math	1,014				
9520	SPABA/Journalism	2,138				
9521	SPABA/Dean of Students	707				
- TOTAL RESEARCH INDIRECT COST MONIES		\$690,485	(\$3,693)	\$1,277,470	\$228,932	\$2,125

* Allocation to designated account 9539 in Sales & Service of Educational Departments.

Allocations	Transfers In (Out)	Salaries & Wages	Employee Benefits	Operating Expend.	Capital Expend.	Fund Balance 6/30/93	Acct#
\$42,721	(\$5,000)	\$3,395	\$397	\$9,978	\$13,858	\$10,093	1636
9,072		586	53	1,918	6,062	8,556	1637
5,393		2,515	14	3,953		4,311	1638
5,325				3,778		1,547	1639
(1,061,119)	2,345	6,972	1,359	207,159	1,200	563,093	1640
		2,400	600			0	1641
		5,211	818	11,056		0	1642
		11,055	483	780	1,173	1,232	1643
450,000	(57,825)			43,509	204,575	154,624	1645
		7,426	2,022	12,548		3,204	1646
				1,147		32,710	1647
130,000		78,280	19,762	24,177		33,455	1648
				1,307		0	1649
3,150				15		4,031	1650
2,804		1,913	576	10		305	1651
2,100				1,134		966	1652
		3,932	617			0	1659
3,000	3,168	2,299	144	7,258		7,503	1660
1,995						3,023	1661
13,924		3,770	287	10,195		128	1662
1,898						1,898	1663
72,385	1,180	2,331	601	51,882	1,607	22,440	1664
12,196				2,152	3,925	7,538	1665
10,096		473	127	5,792		3,959	1666
		1,129	8	1,949		663	1667
				70		1,158	1668
				3		316	1669
1,000				1,928	1,969	3,080	1670
10,986		354	2	314	3,106	18,666	1671
88,636		15,221	3,360	18,632	15,312	94,608	1672
9,629				5,954		14,519	1673
						781	1690
1,461				623		838	1691
9,513		2,573	175	2,575		6,279	1692
						657	1693
214						285	1695
						866	1696
				6		0	1697
				6,926		6	9500
26,726				12,034	10,578	6,357	9501
57,114		8,734	1,745	25,575	14,800	7,414	9502
		10,579	2,532	4,550		42,345	9503
		1,995	168	443		0	9505
		3,000	15	7,833	1,999	266	9506
22,600		18,564	3,824			212	9507
(47)						0	9508
(4)				441		0	9509
12,147		34	5	1,022		12,100	9512
85					1,309	914	9520
						707	9521
(\$55,000) *	(\$56,132)	\$194,741	\$39,694	\$490,626	\$281,473	\$1,077,653	

Reserve for Uncompensated
Annual & Sick Leave Liability
Fund Balance at End of Year

(11,030)

\$1,066,623

CURRENT UNRESTRICTED DESIGNATED FUNDS

Combined Statement of Revenue, Expenditures and Changes in Fund Balance
For Fiscal Year Ended June 30, 1993

STATE COLLEGE WORK STUDY

Acct#	Account Name	Fund Balance 7/1/92	Prior Year Adjust.	State Work Study Allocations	Hourly	Fund Balance 6/30/93
1750	State CWS Program	\$542	\$944	\$147,748	\$66,655	\$82,579
9393	SCWS Auxiliaries				9,375	(9,375)
9394	SCWS Plant				3,369	(3,369)
9395	SCWS Inst Support				9,023	(9,023)
9396	SCWS Academic Support				14,795	(14,795)
9397	SCWS Public Service				103	(103)
9398	SCWS Research				26,733	(26,733)
9399	SCWS Instruction				17,138	(17,138)
TOTAL STATE COLLEGE WORK STUDY		\$542	\$944	\$147,748	\$147,191	\$2,043

CURRENT UNRESTRICTED DESIGNATED FUNDS

Combined Statement of Revenue, Expenditures and Changes in Fund Balance
For Fiscal Year Ended June 30, 1993

MISCELLANEOUS DESIGNATED

Acct#	Account Name	Fund Balance 7/1/92	Prior Year Adjust.	Revenue	Transfers In (Out)	Salaries & Wages	Employee Benefits	Operating Expend.	Capital Expend.	Fund Balance 6/30/93
1537	Bio Station Book Store	\$1,097	\$	\$3,729	\$	\$	\$	\$3,840	\$	\$986
1538	Purchasing Department	6,862	(66)	11,022		1,019	53	5,254		11,492
1595	University Communications	4,712		13,437				780	9,340	8,029
9529	UM Recycle Program	1,155		5,026	10,000	9,606	659	1,507		4,409
9532	Western Montana Merger	16,687		20,000		23,899	5,638	914		6,236
9536	Montanan Magazine	6,816		29,885				19,027		17,674
** 9550	Wellness Program	(4,487)		148,415		46,790	11,404	75,322	432	9,980
9551	The Montana Campus Compact			14,000				6,306		7,694
9552	New Economic Regionalism Publ			5,000				31		4,969
*TOTAL MISCELLANEOUS DESIGNATED		\$32,842	* (\$66)	\$250,514	\$10,000	\$81,314	\$17,754	\$112,981	\$9,772	\$71,469

* The Miscellaneous Designated was established in FY93 to reclassify activity not properly classified as Sales and Service

** 9557 Wellness Program was reclassified in FY93 from Agency Funds to Designated Funds

Reserve for Uncompensated
Annual & Sick Leave Liability

(8,455)

Fund Balance at End of Year

\$63,014

CURRENT UNRESTRICTED AUXILIARY ENTERPRISE FUNDS

	Page
Statement of Current Fund Revenue	3.01
Statement of Current Fund Expenditures	3.02
Balance Sheet	3.03 - 3.04
Combined Statement of Revenue, Expenditures and Changes in Fund Balance for:	
Auxiliary Administration	3.05
Family Housing	3.06
Residence Life	3.07
Lodge Dining Service	3.08
Health Service	3.09
Dental Service	3.10
Prescription Pharmacy	3.11
Printing Services	3.12 - 3.13
Lubrecht Camp	3.14
Vehicle Fees and Fines	3.15
Golf Course	3.16 - 3.17
University Theatre	3.18
Rental Property	3.19
University Center	3.20 - 3.23
Campus Recreation	3.24 - 3.25
Lease/Purchase Equipment Pool	3.26
Yellow Bay Facilities	3.27

CURRENT UNRESTRICTED AUXILIARY ENTERPRISE FUNDS

Statement of Current Fund Revenue
For Fiscal Year Ended June 30, 1993

Entity Name	Tuition & Fees	Enterprise Sales & Service	Invest Revenue	Other Revenue	Total Revenue	Inter- Depart. Elimin.	Transfers In	Net Revenue
Auxiliary Administration	\$	\$289,850	\$174,489	\$1,471	\$465,810	\$	\$9,007	\$474,817
Family Housing		1,183,922		100	1,184,022			1,184,022
Residence Life		3,911,006		941	3,911,947			3,911,947
Lodge Dining Services		3,070,152		37	3,070,189			3,070,189
Dental Service	232,741	111,935			344,676			344,676
Health Service	1,604,794	100,863		1,068	1,706,725			1,706,725
Prescription Pharmacy		217,061	466	157	217,684			217,684
Printing Service		1,277,732		691	1,278,423			1,278,423
Lubrecht Camp		101,297		1,816	103,113			103,113
Vehicle Fees & Fines		594,178		89	594,267			594,267
Golf Course	10,215	408,879		574	419,668		25,000	444,668
University Theatre		29,584			29,584			29,584
University Center	1,227,948	2,701,162		14,580	3,943,690	325,088		3,618,602
Rental Property		192,836			192,836			192,836
Campus Recreation	187,043	224,400		28	411,471		35,080	446,551
Lease/Purchase Equipment		1,491			1,491			1,491
Yellow Bay		104,594		169	104,763			104,763
TOTAL CURRENT FUND REVENUE	\$3,262,741	\$14,520,942	\$174,955	\$21,721	\$17,980,359	\$325,088	\$69,087	\$17,724,358

CURRENT UNRESTRICTED AUXILIARY ENTERPRISE FUNDS
Statement of Current Fund Expenditures
For Fiscal Year Ended June 30, 1993

Entity Name	Salaries & Wages	Employee Benefits	Operating Expend.	Capital Expend.	Total Expend.	Inter- Dept. Elimin.	Transfers Out	Sick/Annual Leave Liability	Net Expend.
Auxiliary Administration	\$124,313	\$27,706	\$80,279	\$	\$232,298	\$	\$235,494	\$10,052	\$477,844
Family Housing	299,773	108,105	310,215		718,093		499,602	9,118	1,226,813
Residence Life	1,087,945	231,537	1,621,607		2,941,089		980,996	17,911	3,939,996
Lodge Dining Services	906,726	204,069	1,617,563		2,728,358		421,451	(17,755)	3,132,054
Dental Service	190,823	47,821	58,734		297,378		46,420	14,122	357,920
Health Service	948,035	212,720	321,857	270	1,482,882		232,715	34,714	1,750,311
Prescription Pharmacy	54,035	12,626	135,337		201,998		7,500	3,774	213,272
Printing Service	497,347	117,419	538,893	62,981	1,216,640		106,622	12,097	1,335,359
Lubrecht Camp	45,393	8,330	28,740	5,445	87,908			2,379	90,287
Vehicle Fees & Fines	172,257	47,079	189,729		409,065		153,207	6,376	568,648
Golf Course	191,308	34,955	202,269		428,532		37,333	2,875	468,740
University Theatre	17,819	3,693	5,598	1,149	28,259			758	29,017
University Center	1,292,511	284,589	2,203,454	6,029	3,786,583	325,088	215,923	40,530	3,717,948
Rental Property	5,135	702	83,468	25,696	115,001		67,806		182,807
Campus Recreation	255,250	32,140	140,164		427,554		55,137	5,554	488,245
Lease/Purchase Equipment			179	24,163	24,342				24,342
Yellow Bay	23,161	3,445	48,652	900	76,158		30,936	(377)	106,717
TOTAL CURRENT FUND EXPENDITURES	\$6,111,831	\$1,376,936	\$7,586,738	\$126,633	\$15,202,138	\$325,088	\$3,091,142	\$142,128	\$18,110,320

+ + - +
B C C D C C

CURRENT UNRESTRICTED AUXILIARY ENTERPRISE FUNDS

Balance Sheet

June 30, 1993

	Auxiliary Admin	Family Housing	Residence Life	Lodge Dining Services	Dental Service	Health Service	Prescription Pharmacy	Printing Service
ASSETS:								
Cash	\$125,460	\$91,197	\$84,717	\$66,246	\$39,131	\$61,533	\$33,565	\$157,558
Accounts Receivable	2,398	26,471	10,467					3,111
Allow for Doubtful Accts		(6,900)	(2,130)					(48)
Investments **		125,000	550,000	250,000	45,000	250,000	13,000	100,000
Inventories	3,142	47,653	23,274			23,177	17,767	51,694
Prepaid Expenditures	1,806	130	1,032	59	150	766		18
Employee Advances			300	485	286	100		
TOTAL ASSETS	\$132,806	\$283,551	\$667,660	\$316,790	\$84,567	\$335,576	\$64,332	\$312,333

LIABILITIES AND FUND BALANCE:

Accrued Expenditures	\$3,765	\$5,078	\$14,046	\$6,565	\$297	\$1,921	\$	\$4,970
Accounts Payable	64,296	39,597	96,684	18,137	18,586	62,693	4,226	52,427
Deferred Revenue		14,113	2,802	849	10,347	76,434		
Deposits Held in Trust		30,425	212,000					
Compensated Absence	29,007	43,533	92,933	45,069	36,126	143,377	19,058	56,869
Fund Balance	35,738	150,805	249,195	246,170	19,211	51,151	41,048	198,067
TOTAL LIABILITIES AND FUND BALANCE	\$132,806	\$283,551	\$667,660	\$316,790	\$84,567	\$335,576	\$64,332	\$312,333

** It is the policy at The University of Montana that all earnings on Auxiliary STIP investments are pooled centrally in the STIP Earnings Account 1813. The exceptions are Lubrecht Camp, University Theatre and Prescription Pharmacy.

Lubrecht Camp	Vehicle Fees & Fines	Golf Course	University Theatre	University Center	Rental Property	Campus Recreation	Lease/Prch Pool	Yellow Bay	Total Auxiliary Funds
\$39,814	\$33,277	\$28,930	\$8,159	\$108,255	\$19,524	\$21,762	\$11,378	\$29,411	\$959,917
		3		63,129	1,228	455		1,801	109,063
				(1,067)					(10,145)
	75,000			230,000	30,000	10,000			1,678,000
		37,837		179,730		3,291			387,565
	100	1,220		950		4,799		9,401	20,431
	322			87					1,580
<u>\$39,814</u>	<u>\$108,699</u>	<u>\$67,990</u>	<u>\$8,159</u>	<u>\$581,084</u>	<u>\$50,752</u>	<u>\$40,307</u>	<u>\$11,378</u>	<u>\$40,613</u>	<u>\$3,146,411</u>

\$1,290	\$573	\$23	\$1,120	\$19,994	\$	\$840	\$	\$1,065	\$61,547
7,366	14,809	24,439	642	147,993	1,124	21,464		7,739	582,222
	3,015	28,517		65,768		15,461		19,261	236,567
				4,693	4,067			950	252,135
8,308	16,040	20,106	1,524	136,599		26,732		79	675,360
22,850	74,262	(5,095)	4,873	206,037	45,561	(24,190)	11,378	11,519	1,338,580
<u>\$39,814</u>	<u>\$108,699</u>	<u>\$67,990</u>	<u>\$8,159</u>	<u>\$581,084</u>	<u>\$50,752</u>	<u>\$40,307</u>	<u>\$11,378</u>	<u>\$40,613</u>	<u>\$3,146,411</u>

CURRENT UNRESTRICTED AUXILIARY ENTERPRISE FUNDS
Combined Statement of Revenue, Expenditures and Changes in Fund Balance
For Fiscal Year Ended June 30, 1993

AUXILIARY ADMINISTRATION						
	Admin 1800	Recruit 1803	Rental 1804	Dining Services 1805	STIP Earnings 1813	Total
REVENUE:						
Rental	\$	\$	\$289,850	\$	\$	\$289,850
STIP Earnings					174,489	174,489
Other			49	1,422		1,471
Allocations	(5,000)	5,000				0
TOTAL REVENUE	(5,000)	\$5,000	\$289,899	\$1,422	\$174,489	\$465,810
EXPENDITURES:						
Personnel:						
Salaries	\$72,141	\$	\$5,338	\$51,276	\$	\$128,755
Hourly	2,055					2,055
Recharge			46,100	(53,048)		(6,948)
Employee Benefits	16,188		1,140	10,378		27,706
Per Diem				451		451
Total Personnel	\$90,384	\$0	\$52,578	\$9,057	\$0	\$152,019
Operating:						
Other Services	\$	\$	\$4,733	\$200	\$	\$4,933
Supplies & Materials	2,151	675	194	328		3,348
Communications	2,970		518	8		3,496
Travel	3,751			711		4,462
Relocation	2,000					2,000
Repair & Maintenance			41,327			41,327
Dues & Subscriptions	264					264
Entertainment	12	3,659				3,671
Utilities			55,518			55,518
Administrative Costs *	(113,120)		79,807			(33,313)
Recharge			2,300	(8,750)		(6,450)
Other	246		11	766		1,023
Total Operating	(\$101,726)	\$4,334	\$184,408	(\$6,737)	\$0	\$80,279
TOTAL EXPENDITURES	(\$11,342)	\$4,334	\$236,986	\$2,320	\$0	\$232,298
TRANSFERS IN (OUT):						
Bond Payment	\$	\$	(\$25,467)	\$	\$	(\$25,467)
Mandatory Other			(15,728)		(178,499)	(194,227)
Non-Mandatory Other	(6,793)					(6,793)
TOTAL TRANSFERS	(\$6,793)	\$0	(\$41,195)	\$0	(\$178,499)	(\$226,487)
Net Increase (Decrease) to						
Fund Balance	(\$451)	\$666	\$11,718	(\$898)	(\$4,010)	\$7,025
Fund Balance at Beginning of Year	\$27,113	\$1,337	\$16,470	\$	\$14,284	\$59,204
Prior Year Adjustments:						
Expenditures	200		(1,684)			(1,484)
Fund Balance at Beginning of Year as Adjusted	\$27,313	\$1,337	\$14,786	\$	\$14,284	\$57,720
Fund Balance from Operations	\$26,862	\$2,003	\$26,504	(\$898)	\$10,274	\$64,745
Reserve for Uncompensated Annual & Sick Leave Liability	(29,007)					(29,007)
Fund Balance at End of Year	(\$2,145)	\$2,003	\$26,504	(\$898)	\$10,274	\$35,738

* The Administrative Costs charged by Auxiliary Administration to the other Auxiliary functions do not create true revenue and expense. It is, therefore, reported as an abatement of expense in this fund.

CURRENT UNRESTRICTED AUXILIARY ENTERPRISE FUNDS
 Combined Statement of Revenue, Expenditures and Changes in Fund Balance
 For Fiscal Year Ended June 30, 1993

FAMILY HOUSING
 1820

REVENUE:	
Rental	\$1,131,605
Laundry	36,638
Damages & Fines	8,361
Late Fees	7,318
Other	100
TOTAL REVENUE	\$1,184,022
EXPENDITURES:	
Personnel:	
Salaries	\$273,257
Hourly	164,358
Per Diem	5,721
Employee Benefits	108,105
Recharge	(143,563)
Total Personnel	\$407,878
Operating:	
Other Services	\$20,418
Supplies & Materials	10,635
Communications	4,055
Travel	1,433
Utilities	196,910
Repair & Maintenance	49,281
Bad Debt	66
Administrative Costs	35,369
Inventory Adjustment	1,239
Recharge	(9,847)
Other	656
Total Operating	\$310,215
TOTAL EXPENDITURES	\$718,093
TRANSFERS IN (OUT):	
Bond Payments	(\$148,352)
Repair & Replacement	
Mandatory Other	(351,250)
TOTAL TRANSFERS	(\$499,602)
Net Increase (Decrease) to	
Fund Balance	(\$33,673)
Fund Balance at Beginning of Year	\$229,708
Prior Year Adjustments:	
Expenditures	(1,697)
Fund Balance at Beginning of Year	
as Adjusted	\$228,011
Fund Balance from Operations	\$194,338
Reserve for Uncompensated Annual	
& Sick Leave Liability	(43,533)
Fund Balance at End of Year	\$150,805

CURRENT UNRESTRICTED AUXILIARY ENTERPRISE FUNDS
 Combined Statement of Revenue, Expenditures and Changes in Fund Balance
 For Fiscal Year Ended June 30, 1993

	RESIDENCE LIFE Residence Life 1810	Student Long Distance 1812	Total
REVENUE:			
Special Fees	\$70	\$310,184	\$310,254
Single Room	641,435		641,435
Double Room	2,647,789		2,647,789
Summer Session Room	67,710		67,710
Social Funds	(23,274)		(23,274)
Laundry	44,770		44,770
Equipment Rental	19,975		19,975
Special Events Rental	114,052		114,052
Damages and Fines	20,995		20,995
Maint/Room	60,439		60,439
Sales		6,861	6,861
Other	941		941
TOTAL REVENUE	\$3,594,902	\$317,045	\$3,911,947
EXPENDITURES:			
Personnel:			
Salaries	\$599,804	\$33,472	\$633,276
Hourly	364,919	2,279	367,198
Employee Benefits	222,170	9,367	231,537
Per Diem	84,609		84,609
Recharge	2,862		2,862
Total Personnel	\$1,274,364	\$45,118	\$1,319,482
Operating:			
Other Services	\$43,478	\$515	\$43,993
Supplies & Materials	146,173	2,967	149,140
Communications	300,142	218,607	518,749
Travel	942	217	1,159
Rent	181	1,600	1,781
Utilities	329,377		329,377
Repair & Maintenance	207,999		207,999
Dues & Subscriptions	927		927
Bad Debt	1,544	1,332	2,876
Administrative Costs	121,625	7,040	128,665
Education & Training	17,245		17,245
Scholarships & Fellowships	219,687		219,687
Inventory Adjustment	(1,482)		(1,482)
Other	1,491		1,491
Total Operating	\$1,389,329	\$232,278	\$1,621,607
TOTAL EXPENDITURES	\$2,663,693	\$277,396	\$2,941,089
TRANSFERS IN (OUT):			
Bond Payments	(\$217,219)	\$	(\$217,219)
Repair & Replacement	(32,000)		(32,000)
Mandatory Other	(731,777)		(731,777)
TOTAL TRANSFERS	(\$980,996)	\$0	(\$980,996)
Net Increase (Decrease) to			
Fund Balance	(\$49,787)	\$39,649	(\$10,138)
Fund Balance at Beginning of Year	\$382,660	(\$31,179)	\$351,481
Prior Year Adjustments:			
Expenditures	(5,204)	5,989	785
Fund Balance at Beginning of Year as Adjusted	\$377,456	(\$25,190)	\$352,266
Fund Balance from Operations	\$327,669	\$14,459	\$342,128
Reserve for Uncompensated Annual & Sick Leave Liability	(92,933)		(92,933)
Fund Balance at End of Year	\$234,736	\$14,459	\$249,195

CURRENT UNRESTRICTED AUXILIARY ENTERPRISE FUNDS
Combined Statement of Revenue, Expenditures and Changes in Fund Balance
For Fiscal Year Ended June 30, 1993

LODGE DINING SERVICES

	Dining Services 1801	Country Store 1802	Total
REVENUE:			
Meal Passes	\$2,974,259	\$	\$2,974,259
Auxiliary Enterprise	1,265		1,265
Board Fee	35,187		35,187
Sales	19,276	5,656	24,932
Maint/Room	18,792		18,792
Maint/Board		2,748	2,748
Catering	12,969		12,969
Other	37		37
TOTAL REVENUE	\$3,061,785	\$8,404	\$3,070,189
EXPENDITURES:			
Personnel:			
Salaries	\$116,460	\$	\$116,460
Hourly	679,871	95,694	775,565
Employee Benefits	193,647	10,422	204,069
Per Diem	19,331	2,745	22,076
Recharge	(7,375)		(7,375)
Total Personnel	\$1,001,934	\$108,861	\$1,110,795
Operating:			
Other Services	\$32,208	\$	\$32,208
Supplies & Materials	1,166,686		1,166,686
Communications	8,921		8,921
Travel	1,514		1,514
Rent	34,867		34,867
Utilities	61,710		61,710
Repair & Maintenance	76,320		76,320
Dues & Subscriptions	604		604
Bad Debt	1,178		1,178
Freight and Express	1,692		1,692
Administrative Costs	129,421		129,421
Operations Overhead	101,558		101,558
Other	884		884
Total Operating	\$1,617,563	\$0	\$1,617,563
TOTAL EXPENDITURES	\$2,619,497	\$108,861	\$2,728,358
TRANSFERS IN (OUT):			
Bond Payments	(\$20,702)	\$	(\$20,702)
Mandatory Other	(400,749)		(400,749)
TOTAL TRANSFERS	(\$421,451)	\$0	(\$421,451)
Net Increase (Decrease) to			
Fund Balance	\$20,837	(\$100,457)	(\$79,620)
Fund Balance at Beginning of Year	\$377,197	\$	\$377,197
Prior Year Adjustments:			
Expenditures	(6,076)	(262)	(6,338)
Fund Balance at Beginning of Year as Adjusted	\$371,121	(\$262)	\$370,859
Fund Balance from Operations	\$391,958	(\$100,719)	\$291,239
Reserve for Uncompensated Annual & Sick Leave Liability	(45,069)		(45,069)
Fund Balance at End of Year	\$346,889	(\$100,719)	\$246,170

After the close of each fiscal year, the Country Store account 1802 is closed to Lodge Dining Services account 1801. Therefore, the "Fund Balance at Beginning of Year" is the same in total but different in categories as presented on previous financial reports.

CURRENT UNRESTRICTED AUXILIARY ENTERPRISE FUNDS
Combined Statement of Revenue, Expenditures and Changes in Fund Balance
For Fiscal Year Ended June 30, 1993
HEALTH SERVICE

	Health Service 1850	Blue Cross 1851	Lab 1873	Custodial 1874	Orthotics 1875	X-ray 1876	Mental Health 1877	Inven- tory 1857	Food Service 1878	Total
REVENUE:										
Health Service Fee	\$1,604,794	\$	\$	\$	\$	\$	\$	\$	\$	\$1,604,794
Blue Cross Fee		1,709,770								1,709,770
Sales	27,782		59,080		6,260	1,448			5,904	100,474
Maint/Board									389	389
Other	940	(1,709,642)								(1,708,702)
TOTAL REVENUE	\$1,633,516	\$128	\$59,080	\$0	\$6,260	\$1,448	\$0	\$0	\$6,293	\$1,706,725
EXPENDITURES:										
Personnel:										
Salaries	\$428,520	\$	\$19	\$29,687	\$	\$	\$42	\$	\$923	\$459,191
Hourly	335,778		38,708	2,751	3,425	17,976	81,059		12,616	492,313
Per Diem									396	396
Employee Benefits	162,468		9,986	11,417	967	4,098	18,648		5,136	212,720
Recharge				(3,865)						(3,865)
Total Personnel	\$926,766	\$0	\$48,713	\$39,990	\$4,392	\$22,074	\$99,749	\$0	\$19,071	\$1,160,755
Operating:										
Other Services	\$26,240	\$	\$31,673	\$	\$938	\$251	\$3,591	\$	\$	\$62,693
Supplies & Materials	69,858		31,246	4,040	2,854	7,444			9,837	125,279
Communications	21,456		160							21,616
Travel	12,870									12,870
Utilities	14,933									14,933
Repair & Maint	15,757		1,305	16		132			391	17,601
Dues and Subscrip	1,129									1,129
Education & Train	1,188						18			1,206
Licenses	1,515		2,736							4,251
Bad Debt	1,383		(78)		139	37	(32)		(3)	1,446
Administrative Costs	62,743									62,743
Purchases			187	31				47,422		47,640
Recharge				(2,300)				(49,798)		(52,098)
Operations Overhead									200	200
Inv Adjustment								141		141
Other	207									207
Total Operating	\$229,279	\$0	\$67,229	\$1,787	\$3,931	\$7,864	\$3,577	(\$2,235)	\$10,425	\$321,857
Capital:										
Prop/Plant/Equip	\$270	\$	\$	\$	\$	\$	\$	\$	\$	\$270
Total Capital	\$270	\$0	\$0	\$0	\$0	\$0	\$0	\$0	\$	\$270
TOTAL EXPENDITURE	\$1,156,315	\$0	\$115,942	\$41,777	\$8,323	\$29,938	\$103,326	(\$2,235)	\$29,496	\$1,482,882
TRANSFERS IN (OUT):										
Bond Payments	(\$7,049)	\$	\$	\$	\$	\$	\$	\$	\$	(\$7,049)
Mandatory Other	(225,666)									(225,666)
TOTAL TRANSFERS	(\$232,715)	\$0	\$0	\$0	\$0	\$0	\$0	\$0	\$0	(\$232,715)
Net Increase (Decrease) to										
Fund Balance	\$244,486	\$128	(\$56,862)	(\$41,777)	(\$2,063)	(\$28,490)	(\$103,326)	\$2,235	(\$23,203)	(\$8,872)
Fund Balance Beg of Yr	\$178,003	\$	\$	\$	\$	\$	\$	\$29,815	\$	\$207,818
Prior Year Adjust's:										
Expenditures	(1,055)		(999)	(8)		(1,366)	(29)	(869)	(92)	(4,418)
Fund Balance Beg of Yr as Adjusted	\$176,948	\$	(\$999)	(\$8)	\$	(\$1,366)	(\$29)	\$28,946	(\$92)	\$203,400
Fund Bal Operations	\$421,434	\$128	(\$57,861)	(\$41,785)	(\$2,063)	(\$29,856)	(\$103,355)	\$31,181	(\$23,295)	\$194,528
Reserve for Uncomp Annual & Sick Leave Liability	(143,377)									(143,377)
Fund Balance End of Yr	\$278,057	\$128	(\$57,861)	(\$41,785)	(\$2,063)	(\$29,856)	(\$103,355)	\$31,181	(\$23,295)	\$51,151

* The disbursements sent to Blue Cross are reported here as an abatement of revenue. The University of Montana is merely a collection point for Blue Cross premiums, this activity is not true revenue and expense to The University of Montana.

Note: After the close of each fiscal year, the various Health Service accounts are closed to the Health Service account 1850. Therefore, the "Fund Balance Beg of Yr" is the same in total but different in categories as presented on previous financial reports. The exception is 1851 & 1857 which retain their own balances.

CURRENT UNRESTRICTED AUXILIARY ENTERPRISE FUNDS
Combined Statement of Revenue, Expenditures and Changes in Fund Balance
For Fiscal Year Ended June 30, 1993

DENTAL SERVICE

	Dental Service 1852	Oral Hygiene 1872	Total
REVENUE:			
Dental Fee	\$232,741	\$	\$232,741
Sales	111,935		111,935
TOTAL REVENUE	\$344,676	\$0	\$344,676
EXPENDITURES:			
Personnel:			
Salaries	\$110,405	\$	\$110,405
Hourly	50,301	30,117	80,418
Employee Benefits	38,759	9,062	47,821
Total Personnel	\$199,465	\$39,179	\$238,644
Operating:			
Other Services	\$13,421	\$	\$13,421
Supplies & Materials	19,641	2,563	22,204
Communications	692		692
Travel	828		828
Utilities	2,201		2,201
Repair & Maintenance	1,212		1,212
Bad Debt	(514)		(514)
Dues & Subscriptions	655		655
Recharge	3,865		3,865
Administrative Costs	14,154		14,154
Other	16		16
Total Operating	\$56,171	\$2,563	\$58,734
TOTAL EXPENDITURES	\$255,636	\$41,742	\$297,378
TRANSFERS IN (OUT):			
Bond Payments	(\$783)	\$	(\$783)
Mandatory Other	(45,637)		(45,637)
TOTAL TRANSFERS	(\$46,420)	\$0	(\$46,420)
Net Increase (Decrease) to Fund Balance	\$42,620	(\$41,742)	\$878
Fund Balance at Beginning of Year	\$55,340	\$	\$55,340
Prior Year Adjustments: Expenditures	(881)		(881)
Fund Balance at Beginning of Year as Adjusted	\$54,459	\$	\$54,459
Fund Balance from Operations	\$97,079	(\$41,742)	\$55,337
Reserve for Uncompensated Annual & Sick Leave Liability	(36,126)		(36,126)
Fund Balance at End of Year	<u>\$60,953</u>	<u>(\$41,742)</u>	<u>\$19,211</u>

After the close of each fiscal year, the Oral Hygiene account 1872 is closed to Dental Service account 1852. Therefore, the "Fund Balance at Beginning of Year" is the same in total but different in categories as presented on previous financial reports.

CURRENT UNRESTRICTED AUXILIARY ENTERPRISE FUNDS
Combined Statement of Revenue, Expenditures and Changes in Fund Balance
For Fiscal Year Ended June 30, 1993

PRESCRIPTION PHARMACY
1863

REVENUE:

Sales	\$217,061
Cost of Goods Sold:	
Beginning Inventory 7/1/92	\$14,647
Add: Purchases	127,070
Cost of Goods Available	<u>\$141,717</u>
Deduct: Ending Inventory 6/30/93	17,767
Cost of Goods Sold	<u>\$123,950</u>
Gross Profit on Sales	\$93,111

Other:

STIP Earnings	\$466
Other	157
Total Other	<u>\$623</u>

TOTAL REVENUE \$93,734

EXPENDITURES:

Personnel:	
Salaries	\$53,893
Hourly	142
Employee Benefits	12,626
Total Personnel	<u>\$66,661</u>

Operating:

Supplies & Materials	\$348
Communications	547
Repair & Maintenance	32
Dues & Subscriptions	196
Bad Debt	(36)
Administrative Costs	10,057
Other	243
Total Operating	<u>\$11,387</u>

TOTAL EXPENDITURES \$78,048

TRANSFERS IN (OUT)

Non-Mandatory Other	<u>(\$7,500)</u>
TOTAL TRANSFERS	<u>(\$7,500)</u>

Net Increase (Decrease) to

Fund Balance \$8,186

Fund Balance at Beginning of Year \$51,742

Prior Year Adjustments:

Expenditures 178

Fund Balance at Beginning of Year

as Adjusted \$51,920

Fund Balance from Operations \$60,106

Reserve for Uncompensated Annual
& Sick Leave Liability (19,058)

Fund Balance at End of Year \$41,048

CURRENT UNRESTRICTED AUXILIARY STATEMENTS

Current Statement of Revenue, Expenses and Balance Sheet
For the year ended June 30, 1995

REVENUES

Revenue	1995	1994	1993	1992
State	1,000,000	1,000,000	1,000,000	1,000,000
Federal	1,000,000	1,000,000	1,000,000	1,000,000
Local	1,000,000	1,000,000	1,000,000	1,000,000
Other	1,000,000	1,000,000	1,000,000	1,000,000
Total	4,000,000	4,000,000	4,000,000	4,000,000

THIS PAGE
INTENTIONALLY
LEFT BLANK

EXPENSES

Expense	1995	1994	1993	1992
Salaries	1,000,000	1,000,000	1,000,000	1,000,000
Benefits	1,000,000	1,000,000	1,000,000	1,000,000
Travel	1,000,000	1,000,000	1,000,000	1,000,000
Supplies	1,000,000	1,000,000	1,000,000	1,000,000
Other	1,000,000	1,000,000	1,000,000	1,000,000
Total	5,000,000	5,000,000	5,000,000	5,000,000

CURRENT UNRESTRICTED AUXILIARY ENTERPRISE FUNDS
Combined Statement of Revenue, Expenditures and Changes in Fund Balance
For Fiscal Year Ended June 30, 1993

PRINTING SERVICES

	Print Shop 1825	Quick Copy 1817	Word Process 1827	Total
REVENUE:				
Sales	\$823,040	\$	\$	\$823,040
Cost of Goods Sold:				
Beginning Inventory 7/1/92	\$47,143	\$	\$	\$47,143
Beg Work in Process 7/1/92	16,009			16,009
Add Purchases:				
Raw Materials	186,531			186,531
Merchandise	37,250			37,250
Cost of Goods Available	\$286,933	\$0	\$0	\$286,933
Deduct: Ending Inventory 6/30/93	43,324			43,324
End Work in Process 6/30/93	8,370			8,370
Cost of Goods Sold	\$235,239	\$0	\$0	\$235,239
Gross Profit on Sales	\$587,801	\$0	\$0	\$587,801
Other:				
Duplication	\$	\$399,944	\$	\$399,944
Sales			52,295	52,295
Deliveries	2,177			2,177
Recycling	276			276
Allocations	(6,616)		6,616	0
Other		461	230	691
Total Other	(\$4,163)	\$400,405	\$59,141	\$455,383
TOTAL REVENUE	\$583,638	\$400,405	\$59,141	\$1,043,184
EXPENDITURES:				
Personnel:				
Salaries	\$339,682	\$12,647	\$12,339	\$364,668
Hourly	35,057	76,564	21,058	132,679
Employee Benefits	98,602	10,905	7,912	117,419
Total Personnel	\$473,341	\$100,116	\$41,309	\$614,766
Operating:				
Other Services	\$4,795	\$	\$	\$4,795
Supplies & Materials	21,310	4,309	3,144	28,763
Communications	4,636	2,285	1,061	7,982
Travel	2,632			2,632
Rent	50,779	4,305	4,155	59,239
Utilities		636	321	957
Repair & Maintenance	26,293	53,029	107	79,429
Merchandise for Resale		59,703	240	59,943
Dues and Subscriptions	227			227
Education & Training	381	135		516
Freight and Express	1,533	8		1,541
Bad Debt		52	9	61
Administrative Costs	47,127	6,848	2,820	56,795
Other	677	42	55	774
Total Operating	\$160,390	\$131,352	\$11,912	\$303,654
Capital:				
Lease	\$18,927	\$44,054	\$	\$62,981
Total Capital	\$18,927	\$44,054	\$0	\$62,981
TOTAL EXPENDITURES	\$652,658	\$275,522	\$53,221	\$981,401

CURRENT UNRESTRICTED AUXILIARY ENTERPRISE FUNDS

Combined Statement of Revenue, Expenditures and Changes in Fund Balance
For Fiscal Year Ended June 30, 1993

PRINTING SERVICES

	Print Shop 1825	Quick Copy 1817	Word Process 1827	Total
TRANSFERS IN (OUT):				
Bond Payments	(\$10,000)	\$	\$	(\$10,000)
Renewal & Replacment	(89,328)		(6,616)	(95,944)
Mandatory Other	(678)			(678)
TOTAL TRANSFERS	<u>(\$100,006)</u>	<u>\$0</u>	<u>(\$6,616)</u>	<u>(\$106,622)</u>
Net Increase (Decrease) to				
Fund Balance	(\$169,026)	\$124,883	(\$696)	(\$44,839)
Fund Balance at Beginning of Year	\$306,118	\$	\$	\$306,118
Prior Year Adjustments:				
Revenues	(203)			(203)
Expenditures	(4,299)	(1,810)	(31)	(6,140)
Fund Balance at Beginning of Year as Adjusted	<u>\$301,616</u>	<u>(\$1,810)</u>	<u>(\$31)</u>	<u>\$299,775</u>
Fund Balance from Operations	\$132,590	\$123,073	(\$727)	\$254,936
Reserve for Uncompensated Annual & Sick Leave Liability	(56,869)			(56,869)
Fund Balance at End of Year	<u>\$75,721</u>	<u>\$123,073</u>	<u>(\$727)</u>	<u>\$198,067</u>

Note: After the close of each fiscal year, the various Printing Service accounts are closed to the Print Shop account 1825. Therefore, the "Fund Balance at the Beginning of Year" is the same in total but different in categories as presented on previous financial reports.

CURRENT UNRESTRICTED AUXILIARY FUNDS

Combined Statement of Revenue, Expenditures and Changes in Fund Balance
For Fiscal Year Ended June 30, 1993

LUBRECHT CAMP 1867

REVENUE:

Board	\$7,089
Sales	71,404
Rental	22,804
Other	1,816
TOTAL REVENUE	\$103,113

EXPENDITURES:

Personnel:

Salaries	\$18,737
Hourly	26,656
Employee Benefits	8,330
Total Personnel	\$53,723

Operating:

Other Services	\$4,599
Supplies & Materials	2,466
Travel	2,777
Repair & Maintenance	11,208
Bad Debt	(69)
Freight	371
Administrative Costs	6,857
Other	531
Total Operating	\$28,740

Capital:

Prop/Plant/Equip	\$5,445
Total Capital	\$5,445

TOTAL EXPENDITURES

\$87,908

Net Increase (Decrease) to

Fund Balance \$15,205

Fund Balance at Beginning of Year

\$18,673

Prior Year Adjustments:

Expenditures (2,720)

Fund Balance at Beginning of Year as Adjusted

\$15,953

Fund Balance from Operations

\$31,158

Reserve for Uncompensated Annual & Sick Leave Liability

(8,308)

Fund Balance at End of Year

\$22,850

CURRENT UNRESTRICTED AUXILIARY ENTERPRISE FUNDS
Combined Statement of Revenue, Expenditures and Changes in Fund Balance
For Fiscal Year Ended June 30, 1993

VEHICLE FEES AND FINES

	Vehicle Fees & Fines 1808	Special Event Parking 1815	Total
REVENUE:			
Vehicle Registration	\$368,132	\$	\$368,132
Damages and Fines	132,139		132,139
Parking Meters	52,948		52,948
Buck-A-Day Passes	20,905		20,905
Special Event Parking		2,798	2,798
Season Passes		16,071	16,071
HC Trailer Rental		1,185	1,185
Other	89		89
TOTAL REVENUE	\$574,213	\$20,054	\$594,267
EXPENDITURES:			
Personnel:			
Salaries	\$134,828	\$	\$134,828
Hourly	35,936	1,493	37,429
Employee Benefits	46,851	228	47,079
Total Personnel	\$217,615	\$1,721	\$219,336
Operating:			
Other Services	\$57,425	\$4,187	\$61,612
Supplies & Materials	31,650	1,915	33,565
Communications	2,436		2,436
Travel	2,589		2,589
Rent	3,992		3,992
Repair & Maintenance	57,670	881	58,551
Administrative Costs	16,917		16,917
Home Game Meet		9,341	9,341
Other	695	31	726
Total Operating	\$173,374	\$16,355	\$189,729
TOTAL EXPENDITURES	\$390,989	\$18,076	\$409,065
TRANSFERS IN (OUT):			
Bond Payments	(\$83,270)	\$	(\$83,270)
Mandatory Other	(654)		(654)
Non-Mandatory Other	(69,283)		(69,283)
TOTAL TRANSFERS	(\$153,207)	\$0	(\$153,207)
Net Increase (Decrease) to			
Fund Balance	\$30,017	\$1,978	\$31,995
Fund Balance at Beginning of Year	\$56,838	\$1,528	\$58,366
Prior Year Adjustments:			
Expenditures	(59)		(59)
Fund Balance at Beginning of Year as Adjusted	\$56,779	\$1,528	\$58,307
Fund Balance from Operations	\$86,796	\$3,506	\$90,302
Reserve for Uncompensated Annual & Sick Leave Liability	(16,040)		(16,040)
Fund Balance at End of Year	\$70,756	\$3,506	\$74,262

CURRENT UNRESTRICTED AUXILIARY ENTERPRISE FUNDS
Combined Statement of Revenue, Expenditures and Changes in Fund Balance
For Fiscal Year Ended June 30, 1993

	GOLF COURSE			
	Pro Shop 1855	Clubhouse 1854	Maintenance 1853	Total
REVENUE:				
Merchandise Sales	\$61,311	\$	\$	\$61,311
Less: Sales Discounts	(7,846)			(7,846)
Net Sales	\$53,465	\$0	\$0	\$53,465
Cost of Goods Sold:				
Beginning Inventory 7/1/92	\$34,887	\$	\$	\$34,887
Add: Merchandise Costs	45,312			45,312
Cost of Goods Available	\$80,199	\$0	\$0	\$80,199
Deduct: Ending Inventory 6/30/93	37,837			37,837
Cost of Goods Sold	\$42,362	\$0	\$0	\$42,362
Gross Profit on Sales	\$11,103	\$0	\$0	\$11,103
Other:				
Class Fees	\$10,215	\$	\$	\$10,215
General Admissions	153,507			153,507
Season Passes	55,609			55,609
Trail Fee	2,502			2,502
Driving Range	42,851			42,851
Locker & Cart Storage Rental	9,182			9,182
Power/Push Carts & Club Rental	25,961			25,961
Forfeits	1,639			1,639
Repairs	1,053			1,053
Brokerage		12,122		12,122
Concessions		49,460		49,460
Facility Rental		1,250		1,250
Vending		278		278
Other	(691)	65	1,200	574
Total Other	\$301,828	\$63,175	\$1,200	\$366,203
TOTAL REVENUE	\$312,931	\$63,175	\$1,200	\$377,306
EXPENDITURES:				
Personnel:				
Salaries	\$53,595	\$	\$16,881	\$70,476
Hourly	44,947	20,322	55,563	120,832
Employee Benefits	19,700	5,819	9,436	34,955
Total Personnel	\$118,242	\$26,141	\$81,880	\$226,263
Operating:				
Other Services	\$2,615	\$1,018	\$143	\$3,776
Supplies & Materials	4,721	1,356	24,900	30,977
Communications	6,791	621	602	8,014
Travel	949		431	1,380
Rent	12,417			12,417
Utilities	3,681	1,894	2,566	8,141
Repair & Maintenance	2,280	728	23,591	26,599
Dues & Subscriptions	175	207	262	644
Bad Debt	(7)			(7)
Purchases		34,317		34,317
Freight & Express	256	26	844	1,126
Taxes	20	500		520
Licenses		800		800
Administrative Costs	19,529	3,635		23,164
Sport/Meet	100	1,115		1,215
Rental & Class Merch	6,123			6,123
Other	682	19		701
Total Operating	\$60,332	\$46,236	\$53,339	\$159,907
TOTAL EXPENDITURES	\$178,574	\$72,377	\$135,219	\$386,170

CURRENT UNRESTRICTED AUXILIARY ENTERPRISE FUNDS

Combined Statement of Revenue, Expenditures and Changes in Fund Balance
For Fiscal Year Ended June 30, 1993

GOLF COURSE

	Pro Shop 1855	Clubhouse 1854	Maintenance 1853	Total
TRANSFERS IN (OUT):				
Bond Payments	(\$11,657)	\$	\$	(\$11,657)
Mandatory Other	(676)			(676)
TOTAL TRANSFERS	<u>(\$12,333)</u>	<u>\$0</u>	<u>\$0</u>	<u>(\$12,333)</u>
Net Increase (Decrease) to Fund Balance	\$122,024	(\$9,202)	(\$134,019)	(\$21,197)
Fund Balance at Beginning of Year	\$40,652	\$	\$	\$40,652
Prior Year Adjustments:				
Revenue	477			477
Expenditures	(2,848)	(1,157)	(916)	(4,921)
Fund Balance at Beginning of Year as Adjusted	<u>\$38,281</u>	<u>(\$1,157)</u>	<u>(\$916)</u>	<u>\$36,208</u>
Fund Balance from Operations	\$160,305	(\$10,359)	(\$134,935)	\$15,011
Reserve for Uncompensated Annual & Sick Leave Liability	(20,106)			(20,106)
Fund Balance at Year End	<u><u>\$140,199</u></u>	<u><u>(\$10,359)</u></u>	<u><u>(\$134,935)</u></u>	<u><u>(\$5,095)</u></u>

After the close of each fiscal year, the various Golf Course accounts are closed to the Pro Shop, account 1855. Therefore the "Fund Balance at the Beginning of the Year" is the same in total, but different in categories as presented on previous financial reports.

CURRENT UNRESTRICTED AUXILIARY ENTERPRISE FUNDS
Combined Statement of Revenue, Expenditures and Changes in Fund Balance
For Fiscal Year Ended June 30, 1993

UNIVERSITY THEATRE
1865

REVENUE:	
Facility Rental	\$29,584
TOTAL REVENUE	<u>\$29,584</u>
EXPENDITURES:	
Personnel:	
Salaries	\$1,843
Hourly	15,976
Employee Benefits	3,693
Total Personnel	<u>\$21,512</u>
Operating:	
Other Services	\$2,955
Supplies & Materials	303
Communications	884
Repair & Maintenance	85
Administrative Costs	1,371
Total Operating	<u>\$5,598</u>
Capital	
Prop/Plant/Equip	\$1,149
Total Capital	<u>\$1,149</u>
TOTAL EXPENDITURES	<u>\$28,259</u>
Net Increase (Decrease) to Fund Balance	\$1,325
Fund Balance at Beginning of Year	\$5,288
Prior Year Adjustments:	
Expenditures	<u>(216)</u>
Fund Balance at Beginning of Year as Adjusted	<u>5,072</u>
Fund Balance from Operations	\$6,397
Reserve for Uncompensated Annual & Sick Leave Liability	(1,524)
Fund Balance at End of Year	<u><u>\$4,873</u></u>

CURRENT UNRESTRICTED AUXILIARY ENTERPRISE FUNDS
Combined Statement of Revenue, Expenditures and Changes in Fund Balance
For Fiscal Year Ended June 30, 1993

RENTAL PROPERTY

	<u>Housing Rentals 1822</u>	<u>Rental Property 1860</u>	<u>Total</u>
REVENUE:			
Facility Rental	\$160,012	\$32,304	\$192,316
Damages & Fines	520		520
TOTAL REVENUE	<u>\$160,532</u>	<u>\$32,304</u>	<u>\$192,836</u>
EXPENDITURES:			
Personnel:			
Hourly	\$5,135	\$	\$5,135
Employee Benefits	702		702
Total Personnel	<u>\$5,837</u>	<u>\$0</u>	<u>\$5,837</u>
Operating:			
Other Services	\$1,743	\$816	\$2,559
Supplies & Materials	749		749
Communications	31		31
Rent	739	(29)	710
Utilities	22,599		22,599
Repair & Maintenance	38,406	11,861	50,267
Administrative Costs		6,445	6,445
Other		108	108
Total Operating	<u>\$64,267</u>	<u>\$19,201</u>	<u>\$83,468</u>
Capital:			
Prop/Plant/Equip	\$13,696	\$12,000	\$25,696
Total Capital	<u>\$13,696</u>	<u>\$12,000</u>	<u>\$25,696</u>
TOTAL EXPENDITURES	<u>\$83,800</u>	<u>\$31,201</u>	<u>\$115,001</u>
TRANSFERS IN (OUT):			
Bond Payments	(\$41,193)	\$	(\$41,193)
Mandatory Other	(19,388)	(5,000)	(24,388)
Non-Mandatory Other	(1,423)	(802)	(2,225)
TOTAL TRANSFERS	<u>(\$62,004)</u>	<u>(\$5,802)</u>	<u>(\$67,806)</u>
Net Increase (Decrease) to			
Fund Balance	\$14,728	(\$4,699)	\$10,029
Fund Balance at Beginning of Year	<u>\$27,506</u>	<u>\$8,487</u>	<u>\$35,993</u>
Prior Year Adjustments:			
Revenues	(461)		(461)
Fund Balance at Beginning of Year	<u>\$27,045</u>	<u>\$8,487</u>	<u>\$35,532</u>
as Adjusted	<u>\$27,045</u>	<u>\$8,487</u>	<u>\$35,532</u>
Fund Balance at End of Year	<u><u>\$41,773</u></u>	<u><u>\$3,788</u></u>	<u><u>\$45,561</u></u>

CURRENT UNRESTRICTED AUXILIARY ENTERPRISE FUNDS

Combined Statement of Revenue, Expenditures and Changes in Fund Balance
For Fiscal Year Ended June 30, 1993

UNIVERSITY

	Student Union Fee 1845	Facilities 1832	Admin 1830	Build Maint 1846	Operation Maint 1838	UC Services 1839	Campus Court 1841	Commissary 1842	Food Service 1840
REVENUE:									
Sales (Inventory Items)	\$	\$	\$	\$	\$	\$	\$	\$1,012,112	\$
Cost of Goods Sold:									
Beginning Inv									
7/01/92	\$	\$	\$	\$	\$	\$	\$	\$128,332	\$
Add: Purchases								1,044,006	
Cost of Goods Avl	\$0	\$0	\$0	\$0	\$0	\$0	\$0	\$1,172,338	\$0
Deduct: Ending Inv									
6/30/93								160,673	
Cost of Goods Sold	\$0	\$0	\$0	\$0	\$0	\$0	\$0	\$1,011,665	\$0
Gross Profit on Sale	\$0	\$0	\$0	\$0	\$0	\$0	\$0	\$447	\$0
Other:									
Class Fee	\$	\$	\$	\$	\$	\$	\$	\$	\$
Student Union Fee	1,227,948								
General Admission									
Auxiliary Enterprises								289	9,312
Technical Services									
IMS Services		3,136							
Physical Plant Ser		5,811							
Setup/Down		5,725							
Billiard Room									
Table Tennis									
Board Fee									
Ad - Classified									(25)
Sales						6			99
Concessions									5,775
Vending Sales						(13)			
Phone Commissions		446							
Copper Commons									
Union Market									
Conferences		3,020							
Catering									9
Duplication			377						
Facility Rental		64,464	30				52,712		
Store Rental		119,784							
Space Rental		61,293							
Equip Rental		11,817							
Rent/Commission		33,837							
Buck-A-Day		15,858							
Maint/Board								25	10,711
Other		1,280	(33)	85	476	11,506		882	23
Total Other	\$1,227,948	\$326,471	\$374	\$85	\$476	\$11,499	\$52,712	\$1,196	\$25,904
TOTAL REVENUE	\$1,227,948	\$326,471	\$374	\$85	\$476	\$11,499	\$52,712	\$1,643	\$25,904
EXPENDITURES:									
Personnel:									
Salaries	\$	\$	\$95,311	\$71,721	\$98,586	\$331	\$1,624	\$26,884	\$80,159
Hourly		7,595	54,108	28,375	31,559	65,081	821	17,933	254,922
Per Diem								738	9,693
Employee Benefits		643	36,336	27,666	37,048	12,223	1,215	12,797	80,551
Total Personnel	\$0	\$8,238	\$185,755	\$127,762	\$167,193	\$77,635	\$3,660	\$58,352	\$425,325

CENTER

Copper Commons 1836	Union Market 1848	Art Fair 1829	Catering 1847	Contract Board 1835	Conf & Evt Scheduling 1844	Program 1834	Game Room 1833	Art Gallery 1837	Vending Clearing 1831	Total
\$	\$	\$	\$	\$	\$	\$	\$	\$	\$	\$1,012,112
\$	\$	\$	\$	\$	\$	\$	\$	\$	\$	\$128,332
\$0	\$0	\$0	\$0	\$0	\$0	\$0	\$0	\$0	\$0	1,044,006
\$0	\$0	\$0	\$0	\$0	\$0	\$0	\$0	\$0	\$0	\$1,172,338
\$0	\$0	\$0	\$0	\$0	\$0	\$0	\$0	\$0	\$0	160,673
\$0	\$0	\$0	\$0	\$0	\$0	\$0	\$0	\$0	\$0	\$1,011,665
\$0	\$0	\$0	\$0	\$0	\$0	\$0	\$0	\$0	\$0	\$447
\$	\$	\$	\$	\$	\$	\$	\$8,659	\$	\$	\$8,659
						11,912				1,227,948
						3,484				11,912
										9,601
										3,484
										3,136
										5,811
										5,725
							43,473			43,473
							4,685			4,685
				155,043						155,043
(112)	(40)						(44)			(221)
						159	8,389			8,653
							9,945	235		15,955
							24,849			24,836
										446
442,378										442,378
	95,027									95,027
										3,020
			439,937							439,946
										377
					68		563			117,837
										119,784
		26,077								87,370
			60							11,891
							14			33,837
										15,858
5,649	378		3,742	22						20,527
(262)	17		80		490	4	32			14,580
\$447,653	\$95,382	\$26,077	\$443,819	\$155,065	\$558	\$15,559	\$100,565	\$235	\$0	\$2,931,578
\$447,653	\$95,382	\$26,077	\$443,819	\$155,065	\$558	\$15,559	\$100,565	\$235	\$0	\$2,932,025
\$2,220	\$740	\$	\$69,208	\$740	\$59,460	\$23,721	\$	\$	\$	\$530,705
134,839	9,167	6,377	73,374	12,527	253	12,477	28,584	3,243		741,235
5,963	380		3,786	11						20,571
14,354	1,568	1,410	31,212	2,221	15,756	8,791	653	145		284,589
\$157,376	\$11,855	\$7,787	\$177,580	\$15,499	\$75,469	\$44,989	\$29,237	\$3,388	\$0	\$1,577,100

CURRENT UNRESTRICTED AUXILIARY ENTERPRISE FUNDS

Combined Statement of Revenue, Expenditures and Changes in Fund Balance

For Fiscal Year Ended June 30, 1993

UNIVERSITY

	Student Union Fee 1845	Facilities 1832	Admin 1830	Build Maint 1846	Operation Maint 1838	UC Services 1839	Campus Court 1841	Commissary 1842	Food Service 1840
Operating:									
Other Services	\$	\$72	\$3,437	\$11,590	\$1,321	\$70	\$51	\$4,091	\$31,748
Supplies & Materials		12,956	8,038	41,301		2,228	9	2,191	523,471
Communications		11,494	6,668	2,638		1,270	1,996	1,149	5,337
Travel			4,803	925				87	936
Rent		90		29		466			1,184
Utilities				115,376	62,643				
Repair & Maintenance			6,980	62,399	8,533	755	97	3,341	21,087
Dues and Subscriptions			568	47		891			182
Education & Training			2,398			69			727
Bad Debt	1,987	510	(12)	24		40	110		5
Public Relations			4,918					5	194
Entertainment			554						
Administrative Costs			20,184	17,777	12,593		452	51,075	75,440
Inventory Adjustment									(5,227)
Resale Merchandise									44,737
Royalties			431						
Bank Service Charges		4				205			
Freight			73	455		5		36	69
Recharge								(136,934)	16,685
Sport/Meet		6,296							
Other		1,645	33	(1)		412			1,002
Total Operating	\$1,987	\$33,067	\$59,073	\$252,560	\$85,090	\$6,411	\$2,715	(\$74,959)	\$717,577
Capital:									
Lease	\$	\$	\$4,556	\$	\$	\$999	\$	\$	\$474
Total Capital	\$0	\$0	\$4,556	\$0	\$0	\$999	\$0	\$0	\$474
TOTAL EXPENDITURES	\$1,987	\$41,305	\$249,384	\$380,322	\$252,283	\$85,045	\$6,375	(\$16,607)	\$1,143,376
TRANSFERS IN (OUT):									
Bond Payments	(\$76,615)	\$	\$	\$	\$	\$	\$	\$	\$
Mandatory Other	(101,001)						(38,307)		
TOTAL TRANSFERS	(\$177,616)	\$0	\$0	\$0	\$0	\$0	(\$38,307)	\$0	\$0
Net Increase (Dec) to									
Fund Balance	\$1,048,345	\$285,166	(\$249,010)	(\$380,237)	(\$251,807)	(\$73,546)	\$8,030	\$18,250	(\$1,117,472)
Fund Balance Beg of Yr	\$354,780	\$	\$	\$	\$	\$	\$38,307	\$27,662	\$
Prior Year Adjustments:									
Revenues		143							
Expenditures			(612)	(7,693)	(3,758)	(32)		(596)	(5,287)
Fund Balance Beg of Yr as Adjusted	\$354,780	\$143	(\$612)	(\$7,693)	(\$3,758)	(\$32)	\$38,307	\$27,066	(\$5,287)
Fund Bal from Operation	\$1,403,125	\$285,309	(\$249,622)	(\$387,930)	(\$255,565)	(\$73,578)	\$46,337	\$45,316	(\$1,122,759)
Reserve for Uncomp Annl & Sick Leave Liability	(136,599)								
Fund Balance End of Yr	\$1,266,526	\$285,309	(\$249,622)	(\$387,930)	(\$255,565)	(\$73,578)	\$46,337	\$45,316	(\$1,122,759)

CENTER

Copper Commons 1836	Union Market 1848	Art Fair 1829	Catering 1847	Contract Board 1835	Conf & Evt Scheduling 1844	Program 1834	Game Room 1833	Art Gallery 1837	Vending Clearing 1831	Total
\$	\$	\$	\$519	\$	\$411	\$20,635	\$167	\$471	\$	\$74,583
441	14	2,478	5,521	13	3,700	2,721	1,741	2,249		609,072
50		6,877	453		8,390	7,255	420	640		54,637
			28		1,220	2,302	3,266			13,567
			289			440				2,498
										178,019
991	177		15		70	81	1,139		845	106,510
					705	513		45		2,951
					138	158				3,490
			184			(6)	19			2,861
			400		5					5,522
										554
					5,611	4,455	2,286	850		190,723
										(5,227)
							16,016			60,753
						433				864
3	1		69			24	17			323
			72		39	32	82			863
										(120,249)
					47					6,343
					41					3,132
\$1,485	\$192	\$9,355	\$7,550	\$13	\$20,377	\$39,043	\$25,153	\$4,255	\$845	\$1,191,789
\$	\$	\$	\$	\$	\$	\$	\$	\$	\$	\$6,029
\$0	\$0	\$0	\$0	\$0	\$0	\$0	\$0	\$0	\$0	\$6,029
\$158,861	\$12,047	\$17,142	\$185,130	\$15,512	\$95,846	\$84,032	\$54,390	\$7,643	\$845	\$2,774,918
\$	\$	\$	\$	\$	\$	\$	\$	\$	\$	(\$76,615)
										(139,308)
\$0	\$0	\$0	\$0	\$0	\$0	\$0	\$0	\$0	\$0	(\$215,923)
\$288,792	\$83,335	\$8,935	\$258,689	\$139,553	(\$95,288)	(\$68,473)	\$46,175	(\$7,408)	(\$845)	(\$58,816)
\$	\$	\$	\$	\$	\$	\$	\$	\$	\$	\$420,749
5			(53)	(211)						(116)
9			(17)	33	(29)	(1,125)	(74)			(19,181)
\$14	\$	\$	(\$70)	(\$178)	(\$29)	(\$1,125)	(\$74)	\$	\$	\$401,452
\$288,806	\$83,335	\$8,935	\$258,619	\$139,375	(\$95,317)	(\$69,598)	\$46,101	(\$7,408)	(\$845)	\$342,636
										(136,599)
\$288,806	\$83,335	\$8,935	\$258,619	\$139,375	(\$95,317)	(\$69,598)	\$46,101	(\$7,408)	(\$845)	\$206,037

After the close of each fiscal year, the various University Center accounts are closed to Student Union Fee, account 1845. Therefore the "Fund Balance at the Beginning of the Year" is the same in total, but different in categories as presented on previous financial reports.

CURRENT UNRESTRICTED AUXILIARY ENTERPRISE FUNDS
Combined Statement of Revenue, Expenditures and Changes in Fund Balance
For Fiscal Year Ended June 30, 1993

CAMPUS RECREATION

	Admin 1891	Swimming Pool 1892	Playfields 1893	Facilities 1894	Student Programs 1895	Outdoor Programs 1897	Total
REVENUE:							
Sales	\$	\$18,835	\$	\$	\$	\$	\$18,835
Cost of Goods Sold:							
Beginning Inventory							
7/01/92	\$	\$3,258	\$	\$	\$	\$	\$3,258
Add: Purchases		12,528					12,528
Cost of Goods Available	\$	\$15,786	\$	\$	\$	\$	\$15,786
Deduct: Ending Inventory							
6/30/93		3,291					3,291
Cost of Goods Sold	\$	\$12,495	\$	\$	\$	\$	\$12,495
Gross Profit on Sales	\$	\$6,340	\$	\$	\$	\$	\$6,340
Other:							
Campus Recreation Fee	\$187,043	\$	\$	\$	\$	\$	\$187,043
Class Fees					11,154	10,220	21,374
Lesson Fees		35,285					35,285
Childrens Class					155		155
Trip Fee						11,544	11,544
General Admission		27,015				1,726	28,741
Auxiliary Enterprises						3,058	3,058
Guarantees/Entry Fees					11,231		11,231
Faculty/Staff ID's	11,969			957	477		13,403
Alumni Passes				213	142		355
Community Passes				320	40		360
Guest Passes				6			6
Sales				1,900		145	2,045
Concessions		1,849		1,270		76	3,195
Vending Sales	16,728	857					17,585
Deposits					3,172		3,172
Equipment Rental				2,536		17,081	19,617
Facility Rental		14,135		2,891			17,026
Locker Rental		7,946		6,071		101	14,118
Sport/Meet		3,295					3,295
Other	(29)	44		14		(1)	28
Total Other Revenue	\$215,711	\$90,426	\$	\$16,178	\$26,371	\$43,950	\$392,636
TOTAL REVENUE	\$215,711	\$96,766	\$	\$16,178	\$26,371	\$43,950	\$398,976
EXPENDITURES:							
Personnel:							
Salaries	\$101,192	\$	\$	\$	\$1,468	\$	\$102,660
Hourly	91	54,514	708	27,002	51,315	18,960	152,590
Employee Benefits	22,642	4,471	56	961	2,771	1,239	32,140
Total Personnel	\$123,925	\$58,985	\$764	\$27,963	\$55,554	\$20,199	\$287,390
Operating:							
Other Services	\$1,088	\$1,397	\$	\$4	\$197	\$4,273	\$6,959
Supplies & Materials	203	7,628	20	6,226	2,702	9,908	26,687
Communications	23	2,747		1,894	4,207	3,234	12,105
Travel						10,927	10,927
Utilities	6,221		2,745				8,966
Rent	6,448	38		30		884	7,400
Repair & Maintenance	364	13,254	2,129	5,636	177	363	21,923
Education		109					109

CURRENT UNRESTRICTED AUXILIARY ENTERPRISE FUNDS

Combined Statement of Revenue, Expenditures and Changes in Fund Balance

For Fiscal Year Ended June 30, 1993

CAMPUS RECREATION

	Admin 1891	Swimming Pool 1892	Playfields 1893	Facilities 1894	Student Programs 1895	Outdoor Programs 1897	Total
Operating (con't)							
Dues & Subscriptions					250	168	418
Bad Debt	286	(3)				(5)	278
Administrative Costs	14,846	7,811					22,657
Concession Food		1,426		1,046		52	2,524
Sport/Meet		3,013		316	720		4,049
Merchandise for Resale				1,273		591	1,864
Other		287		512	4		803
Total Operating	\$29,479	\$37,707	\$4,894	\$16,937	\$8,257	\$30,395	\$127,669
TOTAL EXPENDITURES	\$153,404	\$96,692	\$5,658	\$44,900	\$63,811	\$50,594	\$415,059
TRANSFERS IN (OUT):							
Bond Payments	(\$46,610)	(\$7,001)	\$	\$	\$	\$	(\$53,611)
Mandatory Other	(846)	(680)					(1,526)
Non-Mandatory Other						35,080	35,080
TOTAL TRANSFERS	(\$47,456)	(\$7,681)	\$0	\$0	\$0	\$35,080	(\$20,057)
Net Increase (Decrease) to							
Fund Balance	\$14,851	(\$7,607)	(\$5,658)	(\$28,722)	(\$37,440)	\$28,436	(\$36,140)
Fund Balance at Beginning of Year	\$28,982	\$11,408	\$	\$	\$	\$	\$40,390
Prior Year Adjustments:							
Expenditures		(139)	(221)		(217)	(1,131)	(1,708)
Fund Balance at Beginning of Year as Adjusted	\$28,982	\$11,269	(\$221)	\$	(\$217)	(\$1,131)	\$38,682
Fund Balance from Operations	\$43,833	\$3,662	(\$5,879)	(\$28,722)	(\$37,657)	\$27,305	\$2,542
Reserve for Uncompensated Annual & Sick Leave Liability	(26,732)						(26,732)
Fund Balance at End of Year	\$17,101	\$3,662	(\$5,879)	(\$28,722)	(\$37,657)	\$27,305	(\$24,190)

Note: After the close of each fiscal year, the various Campus Recreation accounts are closed to Campus Recreation Admin account 1891. Therefore the "Fund Balance at Beginning of Year" is the same in total, but different in categories as presented on previous financial reports. The exception is account 1892 which retains its own balance.

CURRENT UNRESTRICTED AUXILIARY ENTERPRISE FUNDS
Combined Statement of Revenue, Expenditures and Changes in Fund Balance
For Fiscal Year Ended June 30, 1993

**LEASE/PURCHASE
EQUIPMENT POOL
1861**

REVENUE:

Principal Repayments	\$1,491
TOTAL REVENUE	\$1,491

EXPENDITURES:

Operating:

Supplies & Materials	\$179
Total Operating	\$179

Capital:

Prop/Plant/Equip	\$24,163
Total Capital	\$24,163
TOTAL EXPENDITURES	\$24,342

Net Increase (Decrease) to Fund Balance	(\$22,851)
Fund Balance at Beginning of Year	\$34,229
Fund Balance at End of Year	\$11,378

CURRENT UNRESTRICTED AUXILIARY ENTERPRISE FUNDS
Combined Statement of Revenue, Expenditures and Changes in Fund Balance
For Fiscal Year Ended June 30, 1993

YELLOW BAY FACILITIES

	Bio St Houses 1868	Food Service 1870	Housing 1871	Total
REVENUE:				
Board	\$	\$31,690	\$	\$31,690
Meal Passes		30,000		30,000
Single Room			870	870
Double Room			215	215
Summer Room			7,900	7,900
Facility Rental	2,375		21,452	23,827
Sales		1,998	2,529	4,527
Conferences & Workshops		710	340	1,050
Auxiliary Enterprise		3,500		3,500
Laundry			1,015	1,015
Allocations		18,000	(18,000)	0
Other		150	19	169
TOTAL REVENUE	\$2,375	\$86,048	\$16,340	\$104,763
EXPENDITURES:				
Personnel:				
Salaries	\$	\$412	\$	\$412
Hourly		19,805	2,944	22,749
Employee Benefits		3,003	442	3,445
Total Personnel	\$	\$23,220	\$3,386	\$26,606
Operating:				
Other Services	\$	\$213	\$3,570	\$3,783
Supplies & Materials	529	20,163	2,159	22,851
Communications		453	21	474
Utilities	950	3,394	4,937	9,281
Repair & Maintenance	3,071	1,022	3,785	7,878
Administrative Costs		3,222	806	4,028
Taxes			329	329
Bad Debt			(32)	(32)
Rent			60	60
Total Operating	\$4,550	\$28,467	\$15,635	\$48,652
Capital:				
Prop/Plant/Equip	\$	\$900	\$	\$900
Total Capital	\$	\$900	\$	\$900
TOTAL EXPENDITURES	\$4,550	\$52,587	\$19,021	\$76,158
TRANSFERS IN (OUT):				
Bond Payments	\$	(\$2,756)	(\$7,474)	(\$10,230)
Repair & Replacement		(5,600)	(13,800)	(19,400)
Mandatory Other		(640)	(666)	(1,306)
TOTAL TRANSFERS	\$	(\$8,996)	(\$21,940)	(\$30,936)
Net Increase (Decrease) to				
Fund Balance	(\$2,175)	\$24,465	(\$24,621)	(\$2,331)
Fund Balance at Beginning of Year	\$6,409	(\$15,442)	\$23,722	\$14,689
Prior Year Expenditures:				
Expenditures		(583)	(177)	(760)
Fund Balance at Beginning of Year				
as Adjusted	\$6,409	(\$16,025)	\$23,545	\$13,929
Fund Balance from Operations	\$4,234	\$8,440	(\$1,076)	\$11,598
Reserve for Uncompensated Annual				
& Sick Leave Liability		(79)		(79)
Fund Balance at End of Year	\$4,234	\$8,361	(\$1,076)	\$11,519

CURRENT RESTRICTED FUNDS

	Page
Statement of Current Fund Revenue	4.01
Statement of Current Fund Expenditures	4.02 - 4.03
Combined Statement of Revenue, Expenditures and Changes in Fund Balance for:	
Department of Health and Human Services	4.04 - 4.06
Department of Agriculture	4.07 - 4.10
Department of Interior	4.11 - 4.14
Department of Energy	4.15
National Science Foundation	4.16 - 4.17
Environmental Protection Agency	4.18
Department of Education	4.19 - 4.21
Miscellaneous Federal Agencies	4.22 - 4.24
Federal Subgrants	4.25 - 4.29
State of Montana	4.30 - 4.34
Local Government Agencies	4.35 - 4.37
Private Agencies	4.38 - 4.45
Restricted Funds Allocations	4.46
Contracts and Grants Summarization	4.47
UM Library Restricted	4.48
Restricted Gifts	4.49 - 4.51
UM Scholarships & Fellowships	4.52 - 4.55
Federal and State Financial Aid Sources	4.56
The Bandy Ranch	4.57
Athletic Scholarships	4.58
UM Foundations Scholarships	4.59 - 4.64

CURRENT RESTRICTED FUNDS

Statement of Current Fund Revenue
For Fiscal Year Ended June 30, 1993

	Grants & Contracts	Gifts	Financial Aid Programs	Scholarships	Total Revenue
Federal Funds					
College Work Study Program	\$	\$	\$705,851	\$	\$705,851
SEOG Program			249,587		249,587
SSIG Program			43,594		43,594
Pell Program			5,321,414		5,321,414
Health & Human Services	1,250,857				1,250,857
Agriculture	1,345,198				1,345,198
Interior	964,067				964,067
Energy	67,165				67,165
National Science Foundation	1,197,946				1,197,946
Environmental Protection Agency	107,442				107,442
Education	1,972,426				1,972,426
Miscellaneous Federal Agencies	778,124				778,124
Federal Subgrants	2,462,974				2,462,974
Total Federal Funds	\$10,146,199	\$0	\$6,320,446	\$0	\$16,466,645
State and Local Funds					
SEOG Program	\$	\$	\$44,044	\$	\$44,044
SSIG Program			55,895		55,895
State Government Agencies	1,268,028				1,268,028
Local Government Agencies	137,102				137,102
Restricted Funds Allocations	12,183				12,183
Total State & Local Funds	\$1,417,313	\$0	\$99,939	\$0	\$1,517,252
Private Funds					
Gifts	\$	\$978,094	\$	\$	\$978,094
Restricted Scholarships				116,740	116,740
Foundation Scholarships				560,788	560,788
Athletic Scholarships				437,250	437,250
Private Agencies	1,033,986				1,033,986
Ranch Operations		62,272			62,272
Total Private Funds	\$1,033,986	\$1,040,366	\$0	\$1,114,778	\$3,189,130
Investment Income					
Library Endowment	\$	\$38,875	\$	\$	\$38,875
Gifts		24,727			24,727
Restricted Scholarships				26,273	26,273
Athletic Scholarships				92	92
Total Investment Income	\$0	\$63,602	\$0	\$26,365	\$89,967
Transfers In					
Federal Subgrants	\$125	\$	\$	\$	\$125
Restricted Funds Allocations	109,860				109,860
State Government Agencies	2,000				2,000
Athletic Scholarships				16,000	16,000
Total Transfers In	\$111,985	\$0	\$0	\$16,000	\$127,985
Total Current Fund Revenue	\$12,709,483	\$1,103,968	\$6,420,385	\$1,157,143	\$21,390,979

CURRENT RESTRICTED FUNDS

Statement of Current Fund Expenditures
For Fiscal Year Ended June 30, 1993

	Salaries & Wages	Employee Benefits	Operating Expend.	Capital Expend.	Transfers Out	Total Expend.
Instruction						
Federal Funds						
Health & Human Services	\$270,421	\$71,027	\$95,754	\$1,798	\$	\$439,000
National Science Foundation	65,085	10,346	102,458		3,375	181,264
Education	875,307	214,450	492,640	24,834	2,425	1,609,656
Miscellaneous Federal Agencies	52,670	9,676	69,649	1,764	358	134,117
Federal Subgrants	287,932	69,628	298,107	28,682		684,349
Federal College Work Study	157,612					157,612
Total Federal Funds	\$1,709,027	\$375,127	\$1,058,608	\$57,078	\$6,158	\$3,205,998
State and Local Funds						
State Government Agencies	\$155,579	\$17,070	\$5,501	\$	\$	\$178,150
Local Government Agencies	37,285	2,926	5		155	40,371
Total State & Local Funds	\$192,864	\$19,996	\$5,506	\$0	\$155	\$218,521
Private Funds						
Private Agencies	\$103,027	\$14,914	\$51,936	\$1,451	\$	\$171,328
Total Private Funds	\$103,027	\$14,914	\$51,936	\$1,451	\$	\$171,328
Total Instruction	\$2,004,918	\$410,037	\$1,116,050	\$58,529	\$6,313	\$3,595,847
Research						
Federal Funds						
Health & Human Services	\$462,268	\$88,329	\$204,112	\$46,894	\$	\$801,603
Agriculture	847,722	148,148	191,682	59,931	714	1,248,197
Interior	668,550	111,962	147,270	23,165		950,947
Energy	18,229	96	48,840			67,165
National Science Foundation	413,944	69,132	403,138	120,379		1,006,593
Environmental Protection Agency	80,094	11,851	14,167	3,548		109,660
Education	210,659	52,394	93,532	4,108		360,693
Miscellaneous Federal Agencies	302,191	54,359	173,556	88,742	1,439	620,287
Federal Subgrants	864,353	135,736	131,497	30,840	2,305	1,164,731
Federal College Work Study	57,006					57,006
Total Federal Funds	\$3,925,016	\$672,007	\$1,407,794	\$377,607	\$4,458	\$6,386,882
State and Local Funds						
State Government Agencies	\$356,859	\$74,678	\$300,285	\$18,172	\$6,958	\$756,952
Local Government Agencies	58,872	5,538	17,309	9,726	341	91,786
UM Restricted Allocations	62,423	14,592	53,602	14,868		145,485
Total State & Local Funds	\$478,154	\$94,808	\$371,196	\$42,766	\$7,299	\$994,223
Private Funds						
Private Agencies	\$441,994	\$73,321	\$132,827	\$32,696	\$2,005	\$682,843
Total Private Funds	\$441,994	\$73,321	\$132,827	\$32,696	\$2,005	\$682,843
Total Research	\$4,845,164	\$840,136	\$1,911,817	\$453,069	\$13,762	\$8,063,948
Public Service						
Federal Subgrants	\$258,608	\$69,451	\$264,095	\$	\$2,901	\$595,055
State Government Agencies	152,640	37,318	130,160	16,388		336,506
Private Agencies	102,489	20,895	176,616	7,119	4,838	311,957
Federal College Work Study	5,785					5,785
Total Public Service	\$519,522	\$127,664	\$570,871	\$23,507	\$7,739	\$1,249,303

CURRENT RESTRICTED FUNDS
Statement of Current Fund Expenditures
For Fiscal Year Ended June 30, 1993

	Salaries & Wages	Employee Benefits	Operating Expend.	Capital Expend.	Transfers Out	Total Expend.
Academic Support						
Library Endowment Earnings	\$22,641	\$3,845	\$36,421	\$3,609	\$	\$66,516
Restricted Gifts	550,867	76,829	294,322	45,360	4,600	971,978
Bandy Ranch	28,245	5,912	12,608			46,765
Federal College Work Study	81,416					81,416
Total Academic Support	\$683,169	\$86,586	\$343,351	\$48,969	\$4,600	\$1,166,675
Student Support						
Federal College Work Study	\$269,372	\$	\$	\$	\$	\$269,372
Total Student Support	\$269,372	\$0	\$0	\$0	\$0	\$269,372
Scholarships and Fellowships						
Restricted Scholarships	\$	\$	\$172,825	\$	\$	\$172,825
Foundation Scholarships			592,534			592,534
Athletic Scholarships			451,819			451,819
SEOG Program			293,631			293,631
SSIG Program			99,489			99,489
Pell Grant Program			5,311,936			5,311,936
Total Scholarships & Fellowships	\$0	\$0	\$6,922,234	\$0	\$0	\$6,922,234
Institutional Support						
Federal College Work Study	\$28,644	\$	\$	\$	\$	\$28,644
Total Institutional Support	\$28,644	\$0	\$0	\$0	\$0	\$28,644
Operation and Maintenance of Plant						
Federal College Work Study	\$26,386	\$	\$	\$	\$	\$26,386
Total Operation and Maintenance of Plant	\$26,386	\$0	\$0	\$0	\$0	\$26,386
Auxiliaries						
Federal College Work Study	\$79,723	\$0	\$0	\$0	\$0	\$79,723
Total Auxiliaries	\$79,723	\$0	\$0	\$0	\$0	\$79,723
Total Current Fund Expenditures	\$8,456,898	\$1,464,423	\$10,864,323	\$584,074	\$32,414	\$21,402,132

12,328,746

CURRENT RESTRICTED FUNDS

Combined Statement of Revenue, Expenditures and Changes in Fund Balance
For Fiscal Year Ended June 30, 1993

DEPARTMENT OF HEALTH & HUMAN SERVICES

Acct#	Account Name Project Director	Reference	Fund Balance 7/1/92	Prior Year Adjust.	Revenue	Transfers In (Out)	Salaries & Wages	Employee Benefits	Operating Expend.	Indirect Cost	Capital Expend.	Fund Balance 6/30/93
INSTRUCTION												
3026	PREVENTING SECONDRY DISABILITY		\$	\$	\$97,176	\$	\$55,518	\$11,831	\$44,745	\$24,180	\$1,798	(\$40,896)
	Seekins	CCR808519-01										
3027	NAT'L RESEARCH SERVICE AWARD				7,673				7,673			0
	North	GM15556-01										
3650	CHILD WELFARE		(3,954)	53	23,553		9,537	2,714	5,950	1,451		0
	Horejsi	08CT0074/02										
3665	PER TRAINING-ELDERLY- YR 3		(2,274)		2,286		43	7	(38)			0
	Offner	07DD0302/13										
3666	MURIAD AGING SUPPLEMENT (4)		(7,145)	(45)	7,654			466	(2)			0
	Jakupcak	90D0188/01										
3667	AGING SUPPLEMENT - YEAR 5				85,324		62,889	17,055	14,726			(9,346)
	Jakupcak	90DD018802										
3668	MUARID CORE GRANT 1992-93				186,230		140,167	38,404	20,713			(13,054)
	Offner	90DD020502										
3669	MUAPS CORE GRANT 1991-92		(5,044)	(37)	6,331				68			1,182
	Offner	90DD0205/01										
3671	MUAPS CORE GRANT 1990-91				4,736		2,267	550	1,919			0
	Offner	07DD0302/13										
	Total Instruction		(\$18,417)	(\$29)	\$420,963	\$0	\$270,421	\$71,027	\$95,754	\$25,631	\$1,798	(\$62,114)
RESEARCH												
2001	FELINE MODEL FOR AIDS CHEMO		(\$11,701)	(\$9,865)	\$228,907	\$	\$53,796	\$7,994	\$110,249	\$28,822	\$6,480	\$0
	North	2R01AI28189-04										
2002	NEUROHYPOPHYSEAL INFLUENCE		(7,297)	40	20,762		6,051	1,268	8	3,298	2,880	0
	Johnston	5R29MH48228-02										
2003	FELINE LENTIVIRUS MODEL		300		(633)				(334)	1		0
	North	Shannon Award										
2009	PROBING RIBOSOMAL FUNCTION (6)		(334)		2,527		667	56	1,106	364		0
	Hill	3R01GM35717-06S1										
2011	SCHISTOSOME SNAIL INTERACT		(3,758)	(804)	117,960		53,687	14,341	9,103	29,300	6,967	0
	Granath	5R01AI23700-05										
2015	PROBING RIBOSOMAL FUNCTION (6)		(21,380)	(1,549)	47,901		18,007	2,233	2,339	1,627	766	0
	Hill	3R01GM35717-06										
2016	ADENOHYPOTHYSEAL SECRETION				68,649		35,390	9,935	9,990	19,288		(5,954)
	Johnston	5R29MH48228-03										

CURRENT RESTRICTED FUNDS

Combined Statement of Revenue, Expenditures and Changes in Fund Balance
For Fiscal Year Ended June 30, 1993

DEPARTMENT OF HEALTH & HUMAN SERVICES

Acct#	Account Name Project Director	Reference	Fund Balance 7/1/92	Prior Year Adjust.	Revenue	Transfers In (Out)	Salaries & Wages	Employee Benefits	Operating Expend.	Indirect Cost	Capital Expend.	Fund Balance 6/30/93
2017	PROBING RIBOSOMAL FUNCTION - YR 7 Hill	5R01GM35717-07			63,060		33,655	5,618	20,637	18,107		(14,957)
2020	AGING IN DICTYOSTELIUM (11) Wright	5R01AG03884-11	(6,296)		121,602		68,147	15,532	929	31,295		(597)
2021	UM ANIMAL RESOURCE IMPROVE Bowman	1G20RR06958-01	1	55	(56)							0
2030	CYTOCHROME P-450 GENE STRUCTUR Fevold	IR15DK42720-01	(4,551)	(132)	33,038		16,174	1,220	4,006	6,955		0
2031	INFLUENZA B VIRUS DeBorde, D	R15AI29559-01	(1,997)	(35)	8,638		1,325	6	4,575	700		0
2040	BIOMEDICAL RESEARCH SUPPORT Murray	2507RR07134-15	709		816				1,525			0
2041	ATTITUDE AND EXPERIENCE STUDY Schuldborg	R03 MK46628-02	1,106	(1,402)	21,609		12,683	191	5,138	2,827	474	0
2042	ELECTRON MICROSCOPE Granath	1S10RR06356-01			2,300						2,300	0
2044	STUDY OF NEISSERIA GONORRHOEAE Judd	5R01A121236-06S2	3,788		26,267		18,198	1,341	3,381	9,020		(1,885)
2045	HHS-NEISSERIA GONORRHOEAE Judd	5KO4-AI00834-04	(2,046)		11,373		6,082	1,407		576		1,262
2049	OXYTOCIN STIMULATION-LHRH-LH Johnston		(2,206)	(8)	24,007		3,348	520	9,018	1,764	7,143	0
2091	SMALL INSTRUMENTATION GRANT North	1S15AI33642-01			9,667						9,667	0
2092	OUTER MEMBRANE NEISS GONORRHOEAE Judd	5K04AI00834-05			55,453		47,315	9,754		4,565		(6,181)
2093	NEISSERIA GONORRHOEAE STUDY Judd	3R01AI21236-06S3			21,824		19,773	4,937	1,857			(4,743)
2095	IMMUNOCHEM METABOLIC HOMEOSTASIS Grund	7R15AI31232-02			12,749		5,500	602	5,578	3,119		(2,050)
3028	SCHISTOSOME SNAIL INTERACT - YR 6 Granath	5R01AI23700-06			36,553		29,229	6,498	2,621	15,930		(17,725)
3030	FELINE LENTIVIRUS MODEL: AIDS North	2R01AI28189-05			25,939		24,301	3,706	9,603	10,647		(22,318)
3031	BARTONELLA BACILLIFORMIS VIRUS Minnick	1R29AI34050-01			13,452		8,940	1,170	2,783	2,243	10,217	(11,901)
	Total Research		(\$55,662)	(\$13,700)	\$974,364	\$0	\$462,268	\$88,329	\$204,112	\$190,448	\$46,894	(\$87,049)

CURRENT RESTRICTED FUNDS

Combined Statement of Revenue, Expenditures and Changes in Fund Balance
For Fiscal Year Ended June 30, 1993

DEPARTMENT OF HEALTH & HUMAN SERVICES

Account Name Acct# Project Director	Reference	Fund Balance 7/1/92	Prior Year Adjust.	Revenue	Transfers In (Out)	Salaries & Wages	Employee Benefits	Operating Expend.	Indirect Cost	Capital Expend.	Fund Balance 6/30/93
MISCELLANEOUS											
2007 HHS FUNDING CONTROL Hamma		\$49	\$	\$	\$	\$	\$	\$	\$	\$	\$49
3047 HHS INDIRECT COST CONTROL Hamma				(216,079)					(216,079)		0
3061 HHS UNBILLED CHARGE CONTROL Hamma		79,999		71,609							151,608
Total Miscellaneous		\$80,048	\$0	(\$144,470)	\$0	\$0	\$0	\$0	(\$216,079)	\$0	\$151,657
TOTAL DEPARTMENT OF HEALTH & HUMAN SERVICES		\$5,969	(\$13,729)	\$1,250,857	\$0	\$732,689	\$159,356	\$299,866	\$0	\$48,692	\$2,494

CURRENT RESTRICTED FUNDS

Combined Statement of Revenue, Expenditures and Changes in Fund Balance
For Fiscal Year Ended June 30, 1993

DEPARTMENT OF AGRICULTURE

Acct#	Account Name Project Director	Reference	Fund Balance 7/1/92	Prior Year Adjust.	Revenue	Transfer In (Out)	Salaries & Wages	Employee Benefits	Operating Expend.	Indirect Cost	Capital Expend.	Fund Balance 6/30/93
INSTRUCTION												
3578	FORESTRY STUDENT INTERNSHIP Berkhouse		\$10	\$	(\$10)	\$	\$	\$	\$	\$	\$	\$0
3580	USDA FORESTRY INTERN Berkhouse		(67)	61						(6)		0
	Total Instruction		(\$57)	\$61	(\$10)	\$0	\$0	\$0	\$0	(\$6)	\$0	\$0
RESEARCH												
2058	CNF OIL & GAS ENVIRO IMPACT Willard 08-132		\$	\$	\$	\$	\$5,042	\$1,294	\$2,401	\$	\$	(\$8,737)
2059	WESTERN FORESTS/TRANS-PHASE II Keegan PNW-90-675 BBER				44				81			(37)
2061	ID FOREST PRODUCTS IND STDY Keegan INT-91573-RJVA		(1,845)		11,924		5,846	1,981	2,252			0
2062	MONITORING COSTS Keegan PNW 92-0123				132				132			0
2063	FISHER IN CABINET MTN Forseman 11011400002		(3,336)		9,942		3,665	308	2,032	601		0
2065	CULTURAL RESOURCE MANAGEMENT Foor		(195)		3,219		1,765	498	123	962		(324)
2068	IRON SALTS AS CATALYSTS Richards 91-37103-6494		1,302	(247)	41,906		26,759	5,958	9,275	5,913		(4,944)
2070	CONDENSIBLE COMPONENTS SMOKE Richards INT-91639-RJVA		(2,416)		13,776		8,815	1,144	1,401			0
2072	ACIDIC PRECIPITATION Stanford PO43-0343-1-7064		(9,169)		12,909		1,816	411	1,045	468		0
2075	ASSESS WILDLAND FORESTRY SEVERITY Running INT-89440-RJVA		(4,170)		9,453			190	2,888		2,249	(44)
2076	DETERMINE AGE CLASS OF TREES Fiedler INT-92662-RJVA		(197)		197							0
2077	ACIDIC PRECIPITATION Stanford PO 43-0343-2-7073						2,979	702	911	86		(4,678)
2081	PLANT DIVERSITY AFTER HERBICIDE Rice INT-91602-COA		(9,794)	(1,352)	41,889		25,593	5,237	1,664			(1,751)
2083	TROUT ANALYSIS LEWIS & CLARK Allendorf P O #43-03k0-3-010						659	83		359		(1,101)
2086	VEGETATION MAPPING/MONITORING Sweet INT-93771-RJVA				6,012		4,692	961	22			337

CURRENT RESTRICTED FUNDS

Combined Statement of Revenue, Expenditures and Changes in Fund Balance
For Fiscal Year Ended June 30, 1993

DEPARTMENT OF AGRICULTURE

Acct#	Account Name Project Director	Reference	Fund Balance 7/1/92	Prior Year Adjust.	Revenue	Transfer In (Out)	Salaries & Wages	Employee Benefits	Operating Expend.	Indirect Cost	Capital Expend.	Fund Balance 6/30/93
2088	TREE GROWTH TO PAST FIRES Fiedler	INT-92683-RJVA	(1,672)	(1,621)	6,934		3,309	408	111			(187)
2089	NUTRIENT CYCLE/GROWTH OF PINE Fiedler	INT-91616-RJVA	(806)	(810)	9,736		5,078	677	2,365			0
2094	ECOSYSTEMS MANAGEMENT & RISK Montgomery	PNW 93-0315			2,502		3,475	874	31			(1,878)
2096	TROUT ANALYSIS BEAVERHEAD NATL Allendorf	PO #BPA R1-02+47			1,488		892	110		486		0
2107	DUFF MOISTURE FLUCTUATIONS Potts	INT-91641-RJVA	(2,242)	(319)	12,971		11,664	814	1,898			(3,966)
2108	ECONOMIC ISSUE-TIMBER HARVEST Montgomery		(2,852)		10,859		5,714	1,362	855			76
2109	TAMM/ATLAS-1993 TIMBER ASSESS Adams		(8,179)		46,091		30,398	7,348	2,820			(2,654)
2112	ACIDIC DEPOSITION ON FOREST Stark	CA 23-638	(79)		18,823		16,312	2,209	223			0
2115	UNGULATE/WOLF LANDSCAPE ECOL Pletscher	INT-91617-RJVA	(5,304)	(872)	15,247		6,857	1,158	1,056			0
2116	RESPONSE OF CUTTING/BURNING Bedunah	INT-92684-RJVA			6,336		5,084	856	2,985			(2,589)
2117	REDUCING HAZARDOUS FUELS/PINES Wakimoto	INT-92685-RJVA	(69)		7,464		7,157	192	669			(623)
2118	GAS FROM FIRE IN BIOMASS FUEL Wakimoto	INT-92706-RJVA	(1,056)		33,768		29,007	7,738	4,615			(8,648)
2119	BULLETIN BOARDS IN WILDERNESS Montgomery				3,206		5,349	156	614			(2,913)
2121	MONITORING POSTFIRE VEGETATION Wakimoto	INT-89441-RJVA	(1,491)		7,545		7,715	1,308	1,554			(4,523)
2123	TRACING OF GAS EMISSIONS Wakimoto	INT-91554-RJVA	(12,940)		29,826		13,453	3,430	(56)			59
2124	TRACING OF GAS EMISSIONS Richards	INT-91554-RJVA	(479)		479							0
2128	CARBON SEQUESTRATION STRATEGY Adams	PNW 92-0281			24,398		30,602	5,065	2,027		4,975	(18,271)
2129	PONDEROSA PINE STANDS O'Hara	PNW 92-0290			5,134		10,123	645	788			(6,422)
2132	MEASURING SOILS/JAL. MEXICO Nimlos	59-319r-3-004			1,000				1,000			0

CURRENT RESTRICTED FUNDS

Combined Statement of Revenue, Expenditures and Changes in Fund Balance
For Fiscal Year Ended June 30, 1993

DEPARTMENT OF AGRICULTURE

Acct#	Account Name Project Director	Reference	Fund Balance 7/1/92	Prior Year Adjust.	Revenue	Transfer In (Out)	Salaries & Wages	Employee Benefits	Operating Expend.	Indirect Cost	Capital Expend.	Fund Balance 6/30/93
2133	CHANBERLAIN CREEK ELK HABITAT Marcum	INT-93790-RJVA					1,454	125				(1,579)
2137	PREPARE AIR POLLUTION REPORT Stanford				2,499		1,408	153	73	767		98
2138	DOLLY VARDEN TROUT Allendorf	43-0109-3-0019			1,350		625	77	294	340		14
2139	GAS EMISSIONS-BIOMASS FIRES Richards	INT-91554-RJVA			27,069		36,860	8,842	6,591			(25,224)
2141	GENE MAPPING/FORSET TREES Mitchell-Olds	ATP BY TELECON	(6,604)		7,412		703	134				(29)
2142	DISEASE RESISTANCE IN BRASSICA Mitchell-Olds	92-37303-7613			28,876		10,189	2,550	1,823	4,105	14,763	(4,554)
2143	TROUT ANALYSIS - DEER LODGE Allendorf	PO 40-0378-2-0318			2,501		559	163	550	305		924
2144	TROUT-HELENA NATIONAL FOREST Allendorf	53-0386-9-631			3,001		1,347	224	645	734		51
2152	EVALUATE UNEVEN SILVICULTURE Fiedler	INT-93785-RJVA					1,156	198				(1,354)
2154	RURAL FOREST-DEPENDENT COMMUN Polzin	PNW 91-0100	(2,952)	(9)	20,120		10,762	2,829	3,568			0
2156	CONDENSIBLE COMPONENTS SMOKE Richards	INT-93769-RJVA			7,913		13,781	1,448	847			(8,163)
2161	GENETIC STATUS OF TROUT Allendorf	43-398-9-515	(3,500)		2,425							(1,075)
2169	GENETIC STATUS OF TROUT/KOOTENAI Allendorf	PO 43-03J1-1-0252	(16,300)		16,300							0
2172	MONITORING LIMNOLOGY Stanford	43-0343-0-7043			714	(714)						0
2175	EVOLUTION OF PLANT RESISTANCE Pilson	92-02064			35,189		26,720	5,883	2,335		4,614	(4,363)
2176- 2193	MCINTIRE-STENNIS 91-92 Frissell		(21,513)	(7,926)	190,025		106,299	17,368	29,208		7,711	0
2206	RECREATION INFO MGMT Yuan	PNW 92-0214			47,910		45,264	6,524	6,774			(10,652)
2207- Frissell	MCINTIRE-STENNIS 90-91		(149)	25			(124)					0
2246	GROWTH RESPONSE IN PONDEROSA Zuuring	INT-92656-RJVA	(546)	(61)	812		189	16				0

CURRENT RESTRICTED FUNDS

Combined Statement of Revenue, Expenditures and Changes in Fund Balance
For Fiscal Year Ended June 30, 1993

DEPARTMENT OF AGRICULTURE

Acct#	Account Name Project Director	Reference	Fund Balance 7/1/92	Prior Year Adjust.	Revenue	Transfer In (Out)	Salaries & Wages	Employee Benefits	Operating Expend.	Indirect Cost	Capital Expend.	Fund Balance 6/30/93
2274-	MCINTIRE-STENNIS 92-93				202,210		173,955	26,446	33,165		9,076	(40,432)
2290	Frissell											
2330	UTAH'S FOREST INDUSTRY STUDY				3,511		923	231	2,357			0
	Keegan	INT 93770-RJVA										
2340	BOONE & CROCKETT PROFESSORSHIP				13,193		22,493	3,671				(12,971)
	Frissell											
2341	WOLF: SPATIAL RELATIONSHIPS				57,203		23,883	4,844	39,532		7,112	(18,168)
	Pletscher	INT-92732-RJVA										
2342	ANALYSIS OF TROUT-KOOTENAI						6,267	1,828	3,273	3,416		(14,784)
	Allendorf											
2343	MONITORING NEOTROPICAL BIRDS		(4,276)		61,090		48,093	6,585	4,597	15,293	9,431	(27,185)
	Hutton	53-0343-2-00207										
2571	BIODIVERSITY: SEELEY SWAN				12,112		14,216	341	94			(2,539)
	Redmond	INT-92715-RJVA										
3595	FILM LIBRARY SERVICES		3,212		16,630		11,297	2,484	2,015	1,246		2,800
	Chandler	53-343-9-00075										
3596	CHANGE IN WILDERNESS				20,000		9,583	2,067	6,159	1,424		767
	McQuillan	43-0343-3-0108										
	Total Research		(\$119,617)	(\$13,192)	\$1,175,275	(\$714)	\$847,722	\$148,148	\$191,682	\$36,505	\$59,931	(\$242,236)
MISCELLANEOUS												
3048	USDA INDIRECT COST CONTROL		\$	\$	(\$36,499)	\$	\$	\$	\$	(\$36,499)	\$	\$0
	Hamma											
3062	USDA UNBILLED CHARGE CONTROL		124,196		206,432							330,628
	Hamma											
	Total Miscellaneous		\$124,196	\$0	\$169,933	\$0	\$0	\$0	\$0	(\$36,499)	\$0	\$330,628
	TOTAL DEPARTMENT OF AGRICULTURE		\$4,522	(\$13,131)	\$1,345,198	(\$714)	\$847,722	\$148,148	\$191,682	\$0	\$59,931	\$88,392

CURRENT RESTRICTED FUNDS

Combined Statement of Revenue, Expenditures and Changes in Fund Balance
For Fiscal Year Ended June 30, 1993

DEPARTMENT OF INTERIOR

Account Name Acct# Project Director	Reference	Fund Balance 7/1/92	Prior Year Adjust.	Revenue	Transfers In (Out)	Salaries & Wages	Employee Benefits	Operating Expend.	Indirect Cost	Capital Expend.	Fund Balance 6/30/93
RESEARCH											
2127 RIPARIAN COMMUNITY SCORECARD Plister	14-16-6-91-917	(\$10,821)	\$127	\$16,839	\$	\$3,375	\$284	\$1,483	\$1,003	\$	\$0
2346 HYDROLOGY OF WETLANDS Woessner	AG1C5000038	(411)		10,970		5,626	184	1,684	3,670		(605)
2347 RESPONSE OF BIRDS TO FIRE Hutton		(5,115)		21,017		18,376	946	1,878	4,683		(9,981)
2348 PATTERNS OF RIPARIAN BIRDS Hutto	1422E07OP20119	(1,973)		3,393		1,694	143	(270)	(147)		0
2349 WOLF RECOVERY IN ID/YELLOWSTONE Duffield	14-1600091534#48			10,078		18,211	2,653	2,368	2,323		(15,477)
2352 GARNET GHOST TOWN Foor	E950-A1-0017	(179)		179							0
2353 SELENIUM FATE AT BENTON LAKE Moore	14160091534WO46			11,732		16,009	316	3,021	1,935		(9,549)
2355 VEGETATION ALONG RIPARIAN ZONE Hansen	C50A14200058#10					1,329	357	12	340		(2,038)
2357 CLIMATE CHANGE ON HYDRO SYSTEMS Hauer/Stanford	GNPA-I-1	(2,690)		60,376		35,281	7,670	12,348	12,498		(10,111)
2358 ENDANGERED FISHES/ COLORADO RIVE Stanford	14160091534,WO47			33,020		48,100	7,903	10,840	10,027		(43,850)
2359 GLACIER LIMNOLOGICAL STUDY Stanford	1268-0-9001WO#6			6,282		4,100	1,040	10	1,132		0
2360 COMPLEX INTERACTIONS Stanford	1268-0-9001 #7			892		547	75	109	161		0
2361 NBREEDING ECO BRIS-THIGH CURLEW Ball	14-16-0009-1534W039	(1,433)		1,546				106	7		0
2365 BIODIVERSITY IN MT/GIS Redmond	141600091534WO40			41,922		30,987	6,575	549	3,811		0
2367 WATERFOWL AT FREEZEOUT LAKE Ball	14-16-0009-1534WO44	(6,909)		16,311		13,236	1,222	1,068	1,568	155	(7,847)
2368 BIODIVERSITY IN MONTANA USING A GIS Ball	14-16-0009-1534	(29,950)		121,697		89,852	18,633	4,206	11,798	5,290	(38,032)
2371 RENOVATION TO GRIZZLY RECOVERY Serveen	14-48-0006-92-900			2,490				2,490			0
2372 RECRUITMENT ECOLOGY OF BIRDS Ball	141600091534WO45					17,003	2,324	57	1,938		(21,322)
2374 DABBLING DUCKS Ball	141600091534WO#37			10,379		9,379	519	5,333	1,523		(6,375)

CURRENT RESTRICTED FUNDS

Combined Statement of Revenue, Expenditures and Changes in Fund Balance
For Fiscal Year Ended June 30, 1993

DEPARTMENT OF INTERIOR

Acct#	Account Name Project Director	Reference	Fund Balance 7/1/92	Prior Year Adjust.	Revenue	Transfers In (Out)	Salaries & Wages	Employee Benefits	Operating Expend.	Indirect Cost	Capital Expend.	Fund Balance 6/30/93
2376	INCREASE DUCK PRODUCTION		(27,046)		43,932		13,216	1,142	993	1,535		0
	Ball	14-16-0009-1534-W03							528			(528)
2377	FLATHEAD BASIN TRIBUTARIES											
	Stanford	#3-PB-12-00100										
2379	THE NINEPIPE PROJECT		(15,202)	(24)	26,687		8,248	167	6,956	1,540		(5,450)
	Ball	14-16-0009-1534										
2380	BLM ANNUAL MRA DUES				15,632		3,515	938	191	929		10,059
	Hansen	1422E950A20014#4										
2381	HABITAT FRAG MISSION MOUNTAINS		(5,447)		58,361		47,230	7,371	11,422	6,760	1,575	(21,444)
	O'Gara	14-16-0009-1534										
2382	GRIZZLY BEAR HABITAT		(5,715)	(434)	21,130		8,717	1,102	3,783	1,402		(23)
	O'Gara	14-16-0009-1534										
2384	RESSYS GACIER NATL PARK		(11,705)		46,338		24,899	3,036	4,284	7,088		(4,674)
	Running	CPSUCA1268-0-9001										
2385	DAY USE GLACIER		(944)		16,939		15,421	676	4,874	4,614		(9,590)
	McCool	CPSUCA1268-0-9001										
2387	WETLAND GRAZING SYSTEM STUDY				12,228		7,518	1,780	892	2,038		0
	Hansen	MT-950-CA7-001/13										
2388	INVENTORY WETLAND AREAS		(8,542)	(113)	28,003		9,036	3,713	4,689	3,511		(1,601)
	Hansen	MT-950-CA7-001/12										
2389	MT RIPARIAN CLASSIFICATION		(988)		6,000		1,643	457	2,077	835		0
	Hansen	MT-950-CA7-001/17										
2390	ECOLOGICAL SITE CLASSIFICATION		(416)		2,411		744	235	683	333		0
	Hansen	MT-950-CA7-001/16										
2391	INVERNTORY RIPARIAN WETLAND		(19,285)	(1,322)	91,831		34,791	7,384	17,276	12,155		(382)
	Hansen	MT-950-CA7-001/15										
2392	TONGUE RIVER DAM STUDY		814				18		660	136		0
	Hansen	1-FG-60-01970										
2393	GENE ANALYSIS ARLEE RAINBOW TROU						542	104				(646)
	Allendorf	#61230-3-0107										
2394	RED BENCH FIRE WINTER RANGE		(8,581)	(402)	62,381		21,002	5,766	5,296	9,702	11,632	0
	Ringleb	CA 1268-0-9001 #8										
2396	GRAY WOLF PREY BASE ECOLOGY		(3,888)	(401)	14,990		5,841	490	3,256	999		115
	Marcum	CA 1268-0-9001 #4										
2397	FOREST INVENTORY ANALYSIS AND RE				3,000		2,272	228		500		0
	Hansen	PS2C0000671										
2399	CULTURAL RESOURCE MANAGEMENT		(2,020)		13,729		6,662	1,444	(22)	3,631		(6)
	Foor	E950-A1-0015										

CURRENT RESTRICTED FUNDS

Combined Statement of Revenue, Expenditures and Changes in Fund Balance
For Fiscal Year Ended June 30, 1993

DEPARTMENT OF INTERIOR

Account Name Acct# Project Director	Reference	Fund Balance 7/1/92	Prior Year Adjust.	Revenue	Transfers In (Out)	Salaries & Wages	Employee Benefits	Operating Expend.	Indirect Cost	Capital Expend.	Fund Balance 6/30/93
2400 MICROCLIMATE MAPPING				6,179		15,578	1,966		1,754		(13,119)
Running	141600091534WO40										
2423 COTTONWOOD REGENERATION/SNAKE		(3,680)		9,617		7,305	389		1,539		(3,296)
Hansen	D910A10109										
2424 INVENTORY OF FRESNO RESERVOIR				25,000		11,557	3,495	1,748	4,167	4,033	0
Hansen	2-FG-60-02690										
2425 CABINET MOUNTAIN GRIZZLY BEAR		(829)		829							0
O'Gara	14-16-0009-1543WO38										
2427 RIPARIAN DEMO UNITS-LEWISTOWN		(618)		1,694				897	179		0
Hansen	MT-950-CA7-001/9										
2432 WOLF ECOLOGY-GLACIER PARK		(16,862)	(633)	30,435		8,243	2,038	889	1,770		0
Ream	CA 1430-7-8001 #7										
2433 LIVESTOCK GRAZING-RIPARIAN				12,176		11,646	2,861	1,547	3,211		(7,089)
Hansen	#1422E950A20014#1										
2434 RIPARIAN-BLACKFEET INDIAN RESERVA						2,303	436	258	600		(3,597)
Hansen	C50A14200058										
2438 TROUT ANALYSIS-YELLOWSTONE		(1,675)						463			(2,138)
Allendorf	PX 1570-1-1016										
2440 GLACIER NATL PARK PLANT SPECIES		(1,536)		14,400		9,454	572	3,115	1,323		(1,600)
Mitchell-Olds	CA1268-1-9001 #11										
2441 LOTIC STUDIES ZION NATL PARK						17,579	2,968	2,773	5,131		(28,451)
Stanford	CA126809001UMT15										
2443 RIPARIAN BLACKFEET/FT BELKNAP						3,514	973	564	1,010		(6,061)
Hansen	AG2C5000058#11										
2444 DEVELOPMENT INVENTORY METHOD				16,319		9,922	2,865	633	2,780	480	(361)
Hansen	1422E950A20014#3										
2445 RIPARIAN WETLAND INVENTORY				13,548		10,826	1,580	2,497	2,980		(4,335)
Hansen	1422E950A20014#2										
2446 CHAMBERLIN CREEK ELK HABITAT								1,632			(1,632)
Marcum	1422E950A30008										
2447 RED BENCH FIRE STUDY-GLACIER		(3,170)		4,210		2,058	410	489	650		(2,567)
Hauer	CPSU CA1268-0-9001										
2448 HYPORHEIC HABITATS		(37,365)	(558)	28,001		8,904	1,103	12,411	5,055		(37,395)
Stanford	CPSU CA1268-0-9001										
2507 RESPONSE OF BIRDS TO FIRE YR 2						138	20	54	47		(259)
Hutto	CA126809001UMT13										
3081 RESSYS GLACIER NATL PARK YR 2						15,139	1,964	2,163	4,238		(23,504)
Running	CPSUCA126809001										

CURRENT RESTRICTED FUNDS

Combined Statement of Revenue, Expenditures and Changes in Fund Balance
For Fiscal Year Ended June 30, 1993

DEPARTMENT OF INTERIOR

Account Name Acct# Project Director	Reference	Fund Balance 7/1/92	Prior Year Adjust.	Revenue	Transfers In (Out)	Salaries & Wages	Employee Benefits	Operating Expend.	Indirect Cost	Capital Expend.	Fund Balance 6/30/93
3082 CLIMATE CHG ON HYDRO SYSTEMS 2 Hauer CA126809001UMT12						2,397	418	7	621		(3,443)
3086 CLIMATIC EFFECTS TREE GROWTH Fiedler AGP00361 93						7,567	1,027		4,123		(12,717)
Total Research		(\$234,181)	(\$3,760)	\$995,123	\$0	\$668,550	\$111,962	\$147,270	\$157,156	\$23,165	(\$350,921)
MISCELLANEOUS											
3050 USDI INDIRECT COST CONTROL Hamma		\$	\$	(\$157,156)	\$	\$	\$	\$	(\$157,156)	\$	\$0
3064 USDI UNBILLED CHARGE CONTROL Hamma		234,995		126,100							361,095
Total Miscellaneous		\$234,995	\$0	(\$31,056)	\$0	\$0	\$0	\$0	(\$157,156)	\$0	\$361,095
TOTAL DEPARTMENT OF INTERIOR		\$814	(\$3,760)	\$964,067	\$0	\$668,550	\$111,962	\$147,270	\$0	\$23,165	\$10,174

CURRENT RESTRICTED FUNDS

Combined Statement of Revenue, Expenditures and Changes in Fund Balance

For Fiscal Year Ended June 30, 1993

DEPARTMENT OF ENERGY

Account Name Acct# Project Director	Reference	Fund Balance 7/1/92	Prior Year Adjust.	Revenue	Transfers In(Out)	Salaries & Wages	Employee Benefits	Operating Expend.	Indirect Cost	Capital Expend.	Fund Balance 6/30/93
RESEARCH											
2350 EPSCOR GRAD TRAINEE - KECK Derrick	DE-FG02-91ER75681	\$	\$	\$3,011	\$	\$6,077	\$32	\$578	\$	\$	(\$3,676)
2351 EPSCOR GRAD TRAINEE - KING Smith	DE-FG02-91ER75681			1,862		6,076	32	1,094			(5,340)
2354 EPSCOR GRAD TRAINEE - KUZEL Moore	DE-FG02-91ER75681			1,684		6,076	32	504			(4,928)
2405 EPSCOR GRAD TRAINEESHIPS Bromenshenk	DE-FG02-91ER75681			24,131				46,664			(22,533)
Total Research		\$0	\$0	\$30,688	\$0	\$18,229	\$96	\$48,840	\$0	\$0	(\$36,477)
MISCELLANEOUS											
3065 DOE UNBILLED CHARGE CONTROL Hamma		\$	\$	\$36,477	\$	\$	\$	\$	\$	\$	\$36,477
Total Miscellaneous		\$0	\$0	\$36,477	\$0	\$0	\$0	\$0	\$0	\$0	\$36,477
TOTAL DEPARTMENT OF ENERGY		\$0	\$0	\$67,165	\$0	\$18,229	\$96	\$48,840	\$0	\$0	\$0

CURRENT RESTRICTED FUNDS

Combined Statement of Revenue, Expenditures and Changes in Fund Balance
For Fiscal Year Ended June 30, 1993

NATIONAL SCIENCE FOUNDATION

Acct#	Account Name Project Director	Reference	Fund Balance 7/1/92	Prior Year Adjust.	Revenue	Transfers In (Out)	Salaries & Wages	Employee Benefits	Operating Expend.	Indirect Cost	Capital Expend.	Fund Balance 6/30/93
INSTRUCTION												
3151	YOUNG SCHOLARS FIELD PROG Jenni RCD-8955705		(\$2)	(\$1,399)	\$30,193	\$	\$12,664	\$1,876	\$12,002	\$1,583	\$	\$667
3152	GRAD RESEARCH-GREENLEE Mitchell-Olds RCD-9154664		(3,050)		3,050							0
3153	CONFERENCE FOR FUNDED MATH Billstein ESI-9255857				36,126		9,306	2,360	21,735	2,725		0
3154	NSF FELLOWSHIP - GREENLEE Mitchell-Olds GER-9255661				19,116	(3,375)			15,741			0
3155	MODELING IN BIORESOURCE MGMNT McKelvey DUE-9255570				55,031		43,115	6,110	52,980	1,580		(48,754)
	Total Instruction		(\$3,052)	(\$1,399)	\$143,516	(\$3,375)	\$65,085	\$10,346	\$102,458	\$5,888	\$0	(\$48,087)
RESEARCH												
2450	GENETICS OF GLUCOSINOLATES Mitchell-Olds BSR-9021451		(\$8,761)		\$57,743		\$27,956	\$5,085	\$6,676	\$13,982		(\$4,717)
2452	DATA ACQUISITION & MGMT SYSTEM Stanford DIR-9013102		(637)		23,748				1,753		21,358	0
2454	DISSERTATION RESEARCH Mitchell-Olds BSR-9016146		(795)		4,582				4,442			(655)
2455	GENETICS OF RARE PLANTS Mitchell-Olds BSR-9100397		(1,307)	(26)	41,390		24,406	3,594	7,055	19,120		(14,118)
2456	DISSERTATION RESEARCH Mitchell-Olds DEB-9212583				1,346				1,346			0
2457	ECOSYSTEM INFORMATION SYSTEM Ford BIR-9301760						3,794	543		1,296		(5,633)
2461	PROBING RIBOSOME-MRNA INT Hill DMB-9108905		(6,658)	1,290	80,959		43,090	7,458	16,054	20,274		(11,285)
2463	MECHS OF OSCILLATING CHEM REA Field CHE-8822886		(3,529)		3,805			299	(23)			0
2465	UM NETWORKING PROJECT Morarre NCR-9120435				10,000				10,000			0
2466	CONSERVATION BIOLOGY WORKSHOP Metzgar 90 55 349		(46,797)	(3,544)	136,473		32,113	4,609	66,346	18,497		(35,433)
2467	VENT SET-PTS IN CO2 TOL BIRDS Kilgore DCB-8811413				(419)					(419)		0

CURRENT RESTRICTED FUNDS

Combined Statement of Revenue, Expenditures and Changes in Fund Balance
For Fiscal Year Ended June 30, 1993

NATIONAL SCIENCE FOUNDATION

Acct#	Account Name Project Director	Reference	Fund Balance 7/1/92	Prior Year Adjust.	Revenue	Transfers In (Out)	Salaries & Wages	Employee Benefits	Operating Expend.	Indirect Cost	Capital Expend.	Fund Balance 6/30/93
2469	COMMUNAL HALICINE BEE Kukuk BSR-8818461		(2,641)		14,937		4,431	1,190	13,255	785		(7,365)
2470	NEUROMUSCULAR CONTROL-NSF Dial 8908243		(8,613)		54,137		18,103	2,302	5,432	10,438	9,249	0
2471	DNA FNGRPRNTNG-HALICINE BEE Kukuk BSR-8908374		(1,511)		7,172		2,450	618	2,078	515		0
2472	CONSERVATION/GENETICS - SALMONIDS Allendorf				9,985		13,832	3,016	47	7,347		(14,257)
2481	EARLY MESOZOIC REEFS MG Stanley EAR-8916664		(3,217)	(614)	13,877		1,053	69	8,200	724		0
2482	NSF PUBLICATION ACCOUNT Murray				5,000							5,000
2491	SIX THROUGH EIGHT CURRICULUM Billstein MDR-9150114		(39,694)	37	511,293		199,833	35,189	192,623	101,538	15,669	(73,216)
2496	TRIASSIC REEFS AND ORGANISMS Stanley				19,950				19,950			0
2497	COMPUTER GRAPHICS/VISUALIZATION Zheng/Ford USE-9251482		(859)		44,469				3,582		40,028	0
2499	FLIGHT KINEMATICS IN BIRDS Boggs/ Dial IBN-9206673				66,587		13,815	2,697	17,997	5,192	29,435	(2,549)
2500	FOREST EVAPOTRANSPIRATION Running BSR-8817965		(12,457)		17,104			344	1,163		3,140	0
2503	CLIMATE NUTRITION-FOREST PROD Running BSR-8919646		(2,668)		51,879		21,257	513	14,717	11,224	1,500	0
2509	AVIAN FLIGHT Dial IBN-9211393				13,460		2,385	430	10,080	1,347		(782)
2519	EVOL GENETICS-SALMONID FISHES North 8906451		(827)	(166)	9,668		5,426	1,176	365	2,176		(468)
	Total Research		(\$140,971)	(\$3,023)	\$1,199,145	\$0	\$413,944	\$69,132	\$403,138	\$214,036	\$120,379	(\$165,478)
MISCELLANEOUS												
3053	NSF INDIRECT COST CONTROL Hamma		\$	\$	(\$219,924)	\$	\$	\$	\$	(\$219,924)	\$	\$0
3067	NSF UNBILLED CHARGE CONTROL Hamma		144,023		75,209							219,232
	Total Miscellaneous		\$144,023	\$0	(\$144,715)	\$0	\$0	\$0	\$0	(\$219,924)	\$0	\$219,232
	TOTAL NATIONAL SCIENCE FOUNDATION		\$0	(\$4,422)	\$1,197,946	(\$3,375)	\$479,029	\$79,478	\$505,596	\$0	\$120,379	\$5,667

CURRENT RESTRICTED FUNDS

Combined Statement of Revenue, Expenditures and Changes in Fund Balance
For Fiscal Year Ended June 30, 1993

ENVIRONMENTAL PROTECTION AGENCY

Acct#	Account Name Project Director	Reference	Fund Balance 7/1/92	Prior Year Adjust.	Revenue	Transfer In(Out)	Salaries & Wages	Employee Benefits	Operating Expend.	Indirect Cost	Capital Expend.	Fund Balance 6/30/93
RESEARCH:												
2526	OPTION/EXISTENCE VALUES Duffield	CR-816254-01-0	(\$2,875)	\$2,218	\$4,267	\$	\$2,426	\$290	\$894	\$	\$	\$0
2530	BIOLOGICAL & GENETIC DIVERSITY McKelvey	CR-816850-01-0	(18,082)		69,907		36,516	4,002	6,208	5,099		0
2246	HOST-PARASITE SYSTEM Bromenshenk	R819476-01-0			62,730		41,152	7,559	7,065	18,676	3,548	(15,270)
	Total Research		(\$20,957)	\$2,218	\$136,904	\$0	\$80,094	\$11,851	\$14,167	\$23,775	\$3,548	(\$15,270)
MISCELLANEOUS:												
3054	EPA INDIRECT COST CONTROL Hamma		\$	\$	(\$23,775)	\$	\$	\$	\$	(\$23,775)	\$	\$0
3068	EPA UNBILLED CHARGE CONTROL Hamma		20,957		(5,687)							15,270
	Total Miscellaneous		\$20,957	\$0	(\$29,462)	\$0	\$0	\$0	\$0	(\$23,775)	\$0	\$15,270
	TOTAL ENVIRONMENTAL PROTECTION AGENCY		\$0	\$2,218	\$107,442	\$0	\$80,094	\$11,851	\$14,167	\$0	\$3,548	\$0

CURRENT RESTRICTED FUNDS

Combined Statement of Revenue, Expenditures and Changes in Fund Balance
For Fiscal Year Ended June 30, 1993

DEPARTMENT OF EDUCATION

Acct#	Account Name Project Director	Reference	Fund Balance 7/1/92	Prior Year Adjust.	Revenue	Transfers In (Out)	Salaries & Wages	Employee Benefits	Operating Expend.	Indirect Cost	Capital Expend.	Fund Balance 6/30/93
INSTRUCTION												
3005	INDIAN FELLOWSHIP		\$220	\$	(\$220)	\$	\$	\$	\$	\$	\$	\$0
	Deverse	S087800050-91										
3009	TEACHER TRAINING PROGRAM		(7,900)		26,498		11,334	3,471	2,415	1,378		0
	Vandenpol	HO29810181										
3011	INDIAN EDUCATIONAL DEVELOPMENT				108,924		52,501	12,078	38,122	8,631	5,191	(7,599)
	LaCounte	SO61F20006										
3018	VIDEO-SHARE OUTREACH		(12,412)	136	30,905		9,441	3,799	785	1,370	3,234	0
	Vandenpol	HO24010024 #1										
3019	COL LIB T&C GRANTS-NETWORKING		(34,412)		34,666				254			0
	Hatcher	R197A10110										
3022	MONTANA EARLY INTERVENTION PROJE		1,578	181	(1,774)					(15)		0
	Vandenpol											
3023	MT EARLY INTERVENTION OUTREACH (3		(10,625)		161,448		102,198	25,021	14,088	11,305		(1,789)
	Vandenpol	HO24D00029-92 #3										
3175	COOP LEARNING-SPECIAL SKILLS		(8,629)	(1,438)	42,043		12,950	3,584	12,966	2,476		0
	Gallacher	HO24P10070										
3176	P R HARRIS FELLOWSHIP				26,519				26,519			0
	Brown	PO94C20081										
3177	INDIAN TRIBAL FELLOWSHIP				49,109				49,109			0
	Brown	PO94C20504-2										
3178	EXTERNAL CLINICAL SUPERVISION				32,959		33,840	7,229				(8,110)
	Burke	PO97A00044-91										
3184	COED INTERN PROGRAM 91-92		(2,695)		9,156		4,077	1,055	559	455		315
	Berkhouse	PO55A00155-91 #2										
3185	COOP ED INTERNSHIP PROGRAM				29,141		16,518	1,602	10,159	2,262		(1,400)
	Berkhouse	PO55A00155-92 #3										
3187	COOP LEARNING SPECIAL SKILLS				56,592		39,628	9,627	21,366	5,650		(19,679)
	Gallacher	HO24P10070-92										
3188	HOME MODEL OUTREACH PROJECT				100,081		61,981	18,668	21,618	8,181		(10,367)
	Mulligan	HO24D00003-93										
3189	STUDENT SUPPORT SERVICES				191,826		137,538	32,355	21,087	15,279		(14,433)
	Carlisle	PO42A00799										
3195	PROGRAM INCOME - HMO				6,154		1,098	302	4,754			0
	Mulligan	HO24D00003-92										

CURRENT RESTRICTED FUNDS

Combined Statement of Revenue, Expenditures and Changes in Fund Balance
For Fiscal Year Ended June 30, 1993

DEPARTMENT OF EDUCATION

Acct#	Account Name Project Director	Reference	Fund Balance 7/1/92	Prior Year Adjust.	Revenue	Transfers In (Out)	Salaries & Wages	Employee Benefits	Operating Expend.	Indirect Cost	Capital Expend.	Fund Balance 6/30/93
3198	TEACHER TRAINING PROGRAM				52,600		21,306	5,523	26,742	4,286		(5,257)
	Vandenpol	H029B10181-92										
3506	UPWARD BOUND 1991-92		(3,448)		3,458				9	1		0
	Stannard	47A90485-91										
3507	UPWARD BOUND 1992-93		(48,696)	(391)	279,268		95,941	25,572	89,994	16,493	3,422	(1,241)
	Stannard	47A90485-92										
3508	UPWARD BOUND 1993-94				3,097		20,792	2,788	21,419	3,600		(45,502)
	Stannard	P047A20401-93										
3513	P R HARRIS FELLOWSHIP		494	1,268	5,666				3,453	3,975		0
	Brown	PO94C10084										
3522	JACOB JAVITS FELLOWSHIP		(2,284)		4,000	(60)		(112)			1,768	0
	Kriley	P170B10025										
3523	JACOB JAVITS FELLOWSHIP		(13)		2,600	(2,365)			222			0
	Kriley	P170B10025										
3528	EARLY INTERVENTION SPECIALTY				13,862		7,866	1,877	5,034	1,182		(2,097)
	Forest	H029Q90036-92										
3530	INFANT/TODDLER SPECIALIST PROG		(12,360)	(41)	43,980		21,742	3,513	3,982	2,337		5
	Maloney/Forest	H029Q90036-91 #3										
3531	EDUCATIONAL HOME MODEL OUTREAC		(14,738)	(1,400)	39,882		19,931	6,374	(4,423)	1,858		4
	Maloney/Mulligan	H024D00003-91										
3532	EARLY INTERVENTION TRAINING				69,272		41,366	10,301	17,586	5,540		(5,521)
	Forest/Maloney	H029Q20162										
3549	DYNAMIC COMM PROC PROJ		(3,207)	(1,703)	117,089		54,852	14,710	45,835	9,368		(12,586)
	Maloney	H024B00036										
3554	INTERNATIONAL EMPLOYABILITY-YR3		(4,720)		54,879		34,797	3,189	10,591	3,886		(2,304)
	Frissell	P116B91117-91 #4										
3556	EXTERNAL CLINICAL SUPERVISION		(6,532)		11,533		3,630	1,371				0
	Burke	P097A00044-91 #2										
3557	INDIAN FELLOWSHIP - GOSS				3,906				3,906			0
	Gruba	S087B20523										
3558	INDIAN FELLOWSHIP - PIERRE				12,580				12,580			0
	Gruba	S087B20523										
3561	VIDEO-SHARE OUTREACH PROJECT				88,280		59,762	16,453	5,013	7,396	11,219	(11,563)
	Vandenpol	H0224D10024										
3562	JACOB JAVITS - MATOVICH				14,420				14,420			0
	Bigley	P170B10025-92										

CURRENT RESTRICTED FUNDS

Combined Statement of Revenue, Expenditures and Changes in Fund Balance
For Fiscal Year Ended June 30, 1993

DEPARTMENT OF EDUCATION

Acct#	Account Name Project Director	Reference	Fund Balance 7/1/92	Prior Year Adjust.	Revenue	Transfers In (Out)	Salaries & Wages	Employee Benefits	Operating Expend.	Indirect Cost	Capital Expend.	Fund Balance 6/30/93
3563	JACOB JAVITS - BANHAM Kriley	P170B00037-92			11,219				11,219			0
3572	STUDENT SUPPORT SERVICES Carlisle	P042A00799-91	(15,260)	143	33,743		10,218	4,100	1,257	1,253		1,798
	Total Instruction		(\$185,639)	(\$3,245)	\$1,769,361	(\$2,425)	\$875,307	\$214,450	\$492,640	\$118,147	\$24,834	(\$147,326)
RESEARCH												
2545	RURAL REHABILITATION SERV - YR 6 Offner	H133B20002	\$	\$	\$235,126	\$	\$159,465	\$39,932	\$68,160	\$40,748	\$4,108	(\$77,287)
3193	RURAL REHABILITATION SERV - YR 4 Offner	G0087C0228-90			7,221					7,221		0
3194	RURAL REHABILITATION SERV - YR 5 Offner	G0087C0228-91	(26,312)	850	126,217		51,194	12,462	25,372	11,727		0
	Total Research		(\$26,312)	\$850	\$368,564	\$0	\$210,659	\$52,394	\$93,532	\$59,696	\$4,108	(\$77,287)
MISCELLANEOUS												
3055	DEPT OF ED IDC CONTROL Hamma		\$	\$	(\$177,843)	\$	\$	\$	\$	(\$177,843)	\$	\$0
3069	ED UNBILLED CHARGE CONTROL Hamma		214,393		12,344							226,737
	Total Miscellaneous		\$214,393	\$0	(\$165,499)	\$0	\$0	\$0	\$0	(\$177,843)	\$0	\$226,737
	TOTAL DEPARTMENT OF EDUCATION		\$2,442	(\$2,395)	\$1,972,426	(\$2,425)	\$1,085,966	\$266,844	\$586,172	\$0	\$28,942	\$2,124

CURRENT RESTRICTED FUNDS

Combined Statement of Revenue, Expenditures and Changes in Fund Balance
For Fiscal Year Ended June 30, 1993

MISCELLANEOUS FEDERAL AGENCIES

Account Name Acct# Project Director	Reference	Fund Balance 7/1/92	Prior Year Adjust.	Revenue	Transfers In (Out)	Salaries & Wages	Employee Benefits	Operating Expend.	Indirect Cost	Capital Expend.	Fund Balance 6/30/93
INSTRUCTION											
3200 AISES SMILE CAMP - 1993		\$	\$	\$10,000	\$	\$	\$	\$	\$	\$	\$10,000
Brod	PO 815857										
3211 PEACE CORPS PUBLICITY				1,999		3,050	32	379	305		(1,767)
Siebert	186-93-3033										
3212 PEACE CORPS PUBLICITY				3,999	(39)	3,050	14	591	305		0
Siebert	186-92-4394										
3213 UDLP - COLLABORATIVE R & D								907			(907)
Koehn	DAN2063A001116										
3217 GRADS AT HEAD START		35		(35)							0
Berger/Means											
3218 WRITERS IN RESIDENCE		(348)		4,104				2,832			924
Welch	90-5243-0255										
3221 PEACE CORPS PUBLICITY		(3,324)		4,001	(319)			358			0
Burke	186-91-4184										
3222 UNIV DEVEL LINKAGES PROJ				58,679		30,116	6,560	23,575		899	(2,471)
Koehn/Siebert	DAN50631001116										
3223 UNIV DEVEL LINKAGES PROJ		(765)	(181)	18,813		9,100	2,184	4,343		865	1,375
Koehn/Siebert	DAN5063A001116										
3224 GLOBAL CHANGE-LARS PIERCE		(3,863)		21,670				20,488			(2,681)
Running	NGT-30007										
3263 ARTS IN EDUCATION		(1,537)	(777)	4,375		578	63	9,726			(8,306)
Kriley	92-5170-0058										
3763 ASSIST-SMILE PROGRAM 1992		(950)		14,999		6,776	823	6,450			0
Mitchell-Olds											
Total Instruction		(\$10,752)	(\$958)	\$142,604	(\$358)	\$52,670	\$9,676	\$69,649	\$610	\$1,764	(\$3,833)
RESEARCH											
2402 DNA COHO SALMON-COLUMBIA RIVER		(\$9,365)	(\$1,345)	\$54,878	\$	\$20,980	\$5,126	\$7,656	\$10,406	\$	\$0
Allendorf	DEBI7992BP30198										
2551 FEDERAL FUNDING RIPARIAN CO-OP		(4,000)	(2,000)	32,000				26,000			0
Smith											

CURRENT RESTRICTED FUNDS

Combined Statement of Revenue, Expenditures and Changes in Fund Balance
For Fiscal Year Ended June 30, 1993

MISCELLANEOUS FEDERAL AGENCIES

Acct#	Account Name Project Director	Reference	Fund Balance 7/1/92	Prior Year Adjust.	Revenue	Transfers In (Out)	Salaries & Wages	Employee Benefits	Operating Expend.	Indirect Cost	Capital Expend.	Fund Balance 6/30/93
2552	CANGAHUA IN ECUADOR		(15,978)	340	23,124		9,621	1,625	3,283	3,125		(10,168)
	Nimlos DHR05600-	00-G-00-0081-00										
2553	SBA RESEARCH LAB		(16,539)	81	47,324		18,306	3,633	9,294			(367)
	Burke	SBPASP9100101										
2554	GLOBAL CARBON CYCLE								213		8,410	(8,623)
	Nemani	NAGW-3151										
2557	WATER QUALITY/SALMON-LOST TRAIL		819		3,974				87	820		3,886
	Potts	A17-1-0005										
2558	WATER QUALITY/DARBY CONSTRUC		(300)		4,274		2,468	149	2,359	1,303		(2,305)
	Potts	A17-0-0003										
2559	WETLAND MONITORING		15			(15)						0
	Potts	P17-1-1764										
2560	FIFE DATA ANALYSIS				23,890		11,780	2,884	2,861	6,420		(55)
	Hunt	NAG 5-2065										
2561	WATER QUALITY MONITORING		7			(7)						0
	Potts	P17-1-1773										
2562	ECOSYSTEM MOD-OREGON TRANSECT		(2,878)	(8)	47,695		11,389	1,958	9,126	5,982	16,354	0
	Running	NAGW-1892										
2564	NASA/UNIVERSITY SPACE SCIENCE		18		(18)							0
	Bilderback											
2565	RG CORRELATION		(9,150)	(2,218)	72,348		46,300	5,257	2,681	26,437		(19,695)
	Gideon	MDA90491CG089										
2567	RESOLUTION IMAGE SPECTOMETER		(15,013)	(102)	149,547		62,962	12,380	1,493	34,314	48,978	(25,695)
	Running	NAS5-31368										
2569	LOST TRAIL WATER MONITORING			(677)	4,683		1,755	8	1,287	956		0
	Potts	P17-2-1199 BPA										
2570	CONIFER FOREST-SPATIAL SCALE		(23,300)	(618)	184,761		60,898	9,941	95,289	33,248		(38,533)
	Running	NAGW-952										
2572	JOINT VENTURE IN SPACE SCIENCE		(4,019)		38,354		20,576	2,173	6,089		15,000	(9,503)
	Bilderback											
2573	CULTURAL RESOURCES INVENTORY		1,417			(1,417)						0
	Foor	17-2-1369										
2574	DOE/EPSCOR MT PLANNING GRANT		(26,472)		67,984		20,746	6,181	5,838	6,553		2,194
	Bromenshenk	DEFG0291ER75681										

CURRENT RESTRICTED FUNDS

Combined Statement of Revenue, Expenditures and Changes in Fund Balance
For Fiscal Year Ended June 30, 1993

MISCELLANEOUS FEDERAL AGENCIES

Account Name Acct# Project Director	Reference	Fund Balance 7/1/92	Prior Year Adjust.	Revenue	Transfers In (Out)	Salaries & Wages	Employee Benefits	Operating Expend.	Indirect Cost	Capital Expend.	Fund Balance 6/30/93
2578 FULBRIGHT GRANT - SHERIDAN				17,600		14,410	3,044				146
Sheridan	92-66182										
Total Research		(\$124,738)	(\$6,547)	\$772,418	(\$1,439)	\$302,191	\$54,359	\$173,556	\$129,564	\$88,742	(\$108,718)
MISCELLANEOUS											
3056 MISC FEDERAL IDC CONTROL		\$	\$	(\$130,174)	\$	\$	\$	\$	(\$130,174)	\$	\$0
Hamma											
3070 MISC FED UNBILLED CHG CTRL		137,800		(6,724)							131,076
Hamma											
Total Miscellaneous		\$137,800	\$0	(\$136,898)	\$0	\$0	\$0	\$0	(\$130,174)	\$0	\$131,076
TOTAL MISCELLANEOUS											
FEDERAL AGENCIES		\$2,310	(\$7,505)	\$778,124	(\$1,797)	\$354,861	\$64,035	\$243,205	\$0	\$90,506	\$18,525

CURRENT RESTRICTED FUNDS

Combined Statement of Revenue, Expenditures and Changes in Fund Balance
For Fiscal Year Ended June 30, 1993

FEDERAL SUBGRANTS

Account Name Acct# Project Director	Reference	Fund Balance 7/1/92	Prior Year Adjust.	Revenue	Transfers In (Out)	Salaries & Wages	Employee Benefits	Operating Expend.	Indirect Cost	Capital Expend.	Balance 6/30/93
INSTRUCTION											
3207 EMCORE PROGRAM Van Der Sluys		(\$317)	\$	\$317	\$	\$	\$	\$	\$	\$	\$0
3235 MEIMS WORKSHOP Lott	CHE # 92/93-004			8,492		800	69	5,208	486		1,929
3236 SIMMS AWARENESS Lott	CHE # 95/93-003			2,500				2,291	183		26
3237 RESOURCES: 7-12 MATH Hirstein	CHE # 92/93-022			3,748				3,423	274		51
3270 WESTERN MT MICROCOSMOS Allen	CHE # 92/93-005			10,500		425	36		37		10,002
3361 MT-WY INDIAN SUPREME COURT Brown	GTC50100691	(7,076)	(765)	39,409		9,165	1,330	28,784	3,203		(10,914)
3679 TITLE IV-A TRAINING CONTRACT Alexander	92-012-70001-0	(28,488)	(80)	55,082		15,783	3,343	5,418	1,970		0
3681 LEARNING FOR DISABLED PERSONS Putnam	91-154-3490	(2,366)	(189)	3,714				1,059	100		0
3682 SRS-MONTECH PROGRAM Offner	91-102-0011	(40,339)	1,313	135,490		45,230	12,095	32,091	7,048		0
3692 GRADS @ HEAD START Berger				6,692		6,135	29		493		35
3694 EMCORE - HENSHAW Smith				1,719				1,927			(208)
3695 EMCORE - LEHMKUHL Foresman				2,141				2,144			(3)
3696 EMCORE - NUGENT Bromenshenk				2,000				1,247			753
3697 EMCORE - HOLLAND Watson				1,922				1,946			(24)
3698 TITLE IV-A TRAINING CONTRACT Alexander	93-012-70001-0			36,583		38,399	8,401	7,617	4,353		(22,187)
3700 MONTECH PROGRAM 92-93 Offner	92-102-0011			353,239		156,591	43,112	202,007	34,269	26,883	(109,623)
3722 FOURIER CLASSROOM EVALUATION Votruba				1,799						1,799	0
3725 HISTORIC PRESERVATION INTERNS Putnam	30-92-70128-22			1,580		2,250	191		195		(1,056)
3752 HISTORIC PRESERVATION INTERNS Berkhouse	30-91-60033-3	(1,710)		7,315		4,700	395	95	415		0

CURRENT RESTRICTED FUNDS

Combined Statement of Revenue, Expenditures and Changes in Fund Balance
For Fiscal Year Ended June 30, 1993

FEDERAL SUBGRANTS

Acct#	Account Name Project Director	Reference	Fund Balance 7/1/92	Prior Year Adjust.	Revenue	Transfers In (Out)	Salaries & Wages	Employee Benefits	Operating Expend.	Indirect Cost	Capital Expend.	Balance 6/30/93
3753	WATER QUALITY INTERN				4,109		5,154	27	352	443		(1,867)
	Putnam	730055										
3757	MATH/SCIENCE WRITING				8,837				123	10		8,704
	Lott	92/93-017										
3758	MATH DISCOURSE IN CLASSROOM				7,499		2,800	469	1,683	396		2,151
	Palmer	92/93-002										
3766	CHALLENGE OF THE UNKNOWN		2		(2)							0
	Billstein											
3767	MATH/SCIENCE MODELING		4,549		(2,837)		500	131	692	106		283
	Lott											
	Total Instruction		(\$75,745)	\$279	\$691,848	\$0	\$287,932	\$69,628	\$298,107	\$53,981	\$28,682	(\$121,948)

RESEARCH

2296	ADDITON OF HYDROCARBONS		\$	\$	\$56	\$	\$29	\$10	\$	\$17	\$	\$0
	Running	097777-A-L2 WO2										
2299	NASA SPACE GRANT		(623)		982				359			0
	Friend											
2302	ESTIMATING VITAL RATES INDIANS		(1,107)	(298)	1,405							0
	Reed	ISR000445-01										
2303	WATER QUALITY MO LOST TRAIL											0
	Hinman	P17-1-1784										
2304	MILL RESIDUE AVAILABILITY		(1,760)		1,760							0
	Keegan	RAE-91-1074										
2305	NEOGENE PALEOVALLEY		(1,997)		9,368		6,417	836	2,503	4,048		(6,433)
	Sears	12-966-02										
2306	SIMM		(122,579)	(841)	327,574		158,879	16,826	3,275	24,633	541	0
	Lott											
2307	ARCHAEOLOGICAL SITE FILES		(6,368)		13,316		5,123	518	148	1,159		0
	Foor	30-91-60033-2										
2308	SCIENTIFIC REVIEW GROUP		(4,145)		16,985		9,231	1,360	188	2,060		1
	Stanford	92-08										
2309	COMPLEXATION-ULTRAFILTRATION		13,089		2,001	(75)	7,838	615	2,290	4,272		0
	Klarup	92-84										
2310	MT GAP ANALYSIS MAPPING PROJ		(38,442)	(623)	57,620				5,838		12,717	0
	Redmond	92-054										
2311	NASA SPACE CONSORTIUM		(1,251)		9,259		2,726	210	4,521	1,511		(960)
	Hinman	NGT-40041										

CURRENT RESTRICTED FUNDS

Combined Statement of Revenue, Expenditures and Changes in Fund Balance
For Fiscal Year Ended June 30, 1993

FEDERAL SUBGRANTS

Acct#	Account Name Project Director	Reference	Fund Balance 7/1/92	Prior Year Adjust.	Revenue	Transfers In (Out)	Salaries & Wages	Employee Benefits	Operating Expend.	Indirect Cost	Capital Expend.	Balance 6/30/93
2312	NASA SPACE CONSORTIUM Friend	NGT-40041	(758)		17,865		10,678	471	1,000	5,589		(631)
2313	SIMM PROJECT 92-93 Lott			(15)	462,277		458,747	83,279	38,085	87,336	2,116	(207,301)
2314	SHELTERED HOMELESS Tompkins	93-018-51001-0			7,625		3,216	120	3,709	945		(365)
2315	SCIENTIFIC REVIEW GROUP Stanford	93-27			7,568		7,200	1,283	131	860		(1,906)
2316	SIMM Lott						3,527	838				(4,365)
2317	TRANSNET WEST PROJECT Swanson				50,021		27,523	5,394	8,460	15,000	5,280	(11,636)
2320	MONTANA RIPARIAN ASSOCIATION Pfister		(26,263)	(12)					(25,584)	5,685		(6,376)
2339	MONTANA RIPARIAN ASSOCIATION Pfister				20,001		17,519	4,059	6,032	5,522		(13,131)
2406	CULTURAL RESOURCE MANAGEMENT Foor	30-92-70128-21			9,188		11,557	443	853	2,755	920	(7,340)
2407	COMMON THREADS CONFERENCE Offner			(169)	10,000	(250)	3,788	838	4,232	723		0
2408	TECH EXPERT ANACONDA SUPERFUND Woessner/Moore		(196)		196							0
2417	COMPLEX INTERACTIONS Stanford		(3,993)		43,723		26,591	1,505	7,623		9,266	(5,255)
2418	SUPPORT FLATHEAD BASIN Stanford	220049	1,979			(1,979)						0
2419	CLEAN LAKES PROGRAM Stanford	220046	(16,450)	(2,310)	32,892		3,190	807	17,218	838		(7,921)
2420	MATERNAL/CHILD HEALTH YR 2000 Reed/McBroom		6,774		7,500	125	9,200	1,551	1,312	2,336		0
2421	STUDY OF NUTRIENT LOADING Stanford	220097			9,835		7,242	1,817	10,554	2,718		(12,496)
2422	BIODIVERSITY IN MT/GIS Redmond		4,470				3,422	1,048				0
2510	UBV PHOTOMETRY Friend				4,750		3,980	20	749			1
2511	PHYSICAL AND GEOCHEMICAL MODEL Woessner				25,587		21,850	577	9,173	10,900		(16,913)
2512	HYDROTHERMAL RESOURCES Woessner	290647			5,060		1,653	260	250	324		2,573

CURRENT RESTRICTED FUNDS

Combined Statement of Revenue, Expenditures and Changes in Fund Balance
For Fiscal Year Ended June 30, 1993

FEDERAL SUBGRANTS

Acct#	Account Name Project Director	Reference	Fund Balance 7/1/92	Prior Year Adjust.	Revenue	Transfers In (Out)	Salaries & Wages	Employee Benefits	Operating Expend.	Indirect Cost	Capital Expend.	Balance 6/30/93
2527	MONTANA WETLAND DELINEATION Hansen	260098			6,577		15,946	4,249	3,322	4,703		(21,643)
2644	MONTANA WETLANDS INFO & EDUCATIO Pfister/Hansen	0317832589318	(4,256)	(1,268)	32,262		16,973	2,788	2,406	4,263		308
2729	WATER RESOURCES CENTER Potts	291311					2,672	456	62			(3,190)
2730	WHITEFISH LAKE NUTRIENT LOAD Butler	291314			238		3,468	714	1,004			(4,948)
2731	NASA SPACE STATE CONSORTIUM Friend	NGT-40041-2					5,877	802	46	3,203		(9,928)
2739	FLATHEAD MONITORING PROJECT Stanford	230075			12,452		5,631	1,603	21,415	1,275		(17,472)
3798	WATER RESOURCES RESEARCH Potts	MSU815224			3,422		2,660	439	323			0
3933	DIVERSITY OF PLANT SPECIES Mitchell		1			(1)						0
	Total Research		(\$203,875)	(\$5,536)	\$1,209,365	(\$2,180)	\$864,353	\$135,736	\$131,497	\$192,675	\$30,840	(\$357,327)

PUBLIC SERVICE

2318	THE BURDEN OF KNOWLEDGE Elliott	16-1-25	\$	\$	\$592	\$	\$	\$	\$3,473	\$	\$	(\$2,881)
2319	BALKAN RELIGION AND ETHNICITY Frey	15-1-55							650			(650)
3338	MT ECONOMIC DEV. INSTITUTE Gianchetta	303397			50,335		6,521	1,378	38,925	3,554		(43)
3612	MCH - MEDIA MANAGEMENT Chandler				2,877		4,367	533	1,049			(3,072)
3674	EMPLOYMENT DEVELOPMENT PROJECT Offner	92-102-0013			229,420		92,509	25,134	119,012	50,417		(57,652)
3676	EMPLOYMENT DEVELOPMENT PROJECT Offner	92-102-0013	(48,703)	(118)	174,619		42,404	12,426	47,858	23,110		0
3683	SUMMER INSTITUTE V Maloney	92-154-3515			2,786				2,580	206		0
3687	FRA DANA PAINTINGS FOR TOUR Kern	05-3313-3			1,000				1,000			0

CURRENT RESTRICTED FUNDS

Combined Statement of Revenue, Expenditures and Changes in Fund Balance
For Fiscal Year Ended June 30, 1993

FEDERAL SUBGRANTS

Acct#	Account Name Project Director	Reference	Fund Balance 7/1/92	Prior Year Adjust.	Revenue	Transfers In (Out)	Salaries & Wages	Employee Benefits	Operating Expend.	Indirect Cost	Capital Expend.	Balance 6/30/93
3693	CONNECTIONS HERE & NOW Bruya	15-1-46			350				500			(150)
3699	DDPAC PLANNING/COORDINATION Offner	93-154-3521			25,260		20,366	5,306	3,661	2,322		(6,395)
3768	MCH-MEDIA MANAGEMENT Chandler		(2,285)		6,221		2,224	533	1,179			0
3770	EXHIBIT PROJECT-ECHOES Kern	14-1-53	(758)		758							0
3771	MT REPERTORY THEATRE 93 Johnson				1,884				1,884			0
3774	EMPOWERMENT AND SOCIAL SERVICES Deaton		2,901			(2,901)						0
3781	IDAHO COUNCIL ON DISABILITIES Mulligan	2182			15,665				14,505	1,160		0
3755	RADIO COMM SERVICE GRANT Conrad	CSG 92	11,952				9,113	2,676	163			0
3756	NATL PROGRAM PROD ACQUISITION Conrad	CPB 7870-30102										0
3760	AGENT ORANGE ASSISTANCE 91-92 Hollingshead		2,392	(110)	69,450		42,633	11,273	11,294	6,532		0
3766	VIETNAM VETS CHILD ASSITANCE Hollingshead				106,300		38,471	10,192	16,362	6,503		34,772
	Total Public Service		(\$34,501)	(\$228)	\$687,517	(\$2,901)	\$258,608	\$69,451	\$264,095	\$93,804	\$0	(\$36,071)
MISCELLANEOUS												
3075	FED SUBGRANT IDC CONTROL Hamma		\$	\$	(\$340,460)	\$	\$	\$	\$	(\$340,460)	\$	\$0
3076	FED SUBGRANT UNBILLED CHG CNTL Hamma		362,231		214,704							576,935
	Total Miscellaneous		\$362,231	\$0	(\$125,756)	\$0	\$0	\$0	\$0	(\$340,460)	\$0	\$576,935
	TOTAL FEDERAL SUBGRANTS		\$48,110	(\$5,485)	\$2,462,974	(\$5,081)	\$1,410,893	\$274,815	\$693,699	\$0	\$59,522	\$61,589

CURRENT RESTRICTED FUNDS

Combined Statement of Revenue, Expenditures and Changes in Fund Balance
For Fiscal Year Ended June 30, 1993

STATE OF MONTANA

Acct#	Account Name Project Director	Reference	Fund Balance 7/1/92	Prior Year Adjust.	Revenue	Transfers In (Out)	Salaries & Wages	Employee Benefits	Operating Expend.	Indirect Cost	Capital Expend.	Fund Balance 6/30/93
INSTRUCTION												
2586	YOUTH CORRECTIONS GUIDELINES Bradley		\$	\$	\$	\$	\$580	\$50	\$	\$50	\$	(\$680)
2591	SUMMER YOUTH INTERN Berkhouse						640	42		55		(737)
3225	CRIME CONTROL STUDENT INTERN Doyle/Burfiend											0
3229	STUDENT INTERNS Berkhouse		(2,432)	(972)	6,319		2,269	190	168	288		0
3230	BUSINESS DEVELOPMENT INTERN Berkhouse		(205)		1,556		1,245	6		100		0
3231	GEOGRAPHIC INFO SYSTEM INTERN Berkhouse				9,931		12,180	239		994		(3,482)
3246	COMPUTER PROGRAMMER INTERN Linhart				5,628		5,894	196		487		(949)
3279	EDITING INTERN Berkhouse				3,656		3,534	297		306		(481)
3285	PSYCHOLOGY GRAD INTERNS Berger/Means		63		4,817		8,875	43		713		(4,751)
3301	METNET EQUIPMENT FOR TRAINING Patton		2,391	(2,391)								0
3307	STUDENT INTERNS Putnam				9,952		13,468	162	1,441	1,206		(6,325)
3308	HYDROGEOLOGIST INTERN Berkhouse				4,592		4,998	91		407		(904)
3313	MT DFWP STUDENT INTERNS Berkhouse		4,359	(692)	2,990		5,265	428	420	544		0
3322	MISSOULA JOB SERVICE INTERN Linhart/Berkhouse		(960)		2,224		1,080	90		94		0
3323	RISK MGMT/TORT DEFENSE INTERN Berhouse		(1,583)		5,619		3,448	289		299		0
3327	STUDENT INTERNS (5) Berkhouse				16,323		5,698	194		471		9,960
3330	TORT DEFENSE INTERNS (2) Berkhouse						1,536	109	4	132		(1,781)
3344	GRADS @ MONTANA STATE HOSPITAL Berger				5,770		5,880	28		468		(606)
3347	LEGISLATIVE BILL DRAFTING Desmond				13,580		9,776	1,256	285	2,263		0

CURRENT RESTRICTED FUNDS

Combined Statement of Revenue, Expenditures and Changes in Fund Balance
For Fiscal Year Ended June 30, 1993

STATE OF MONTANA

Acct#	Account Name Project Director	Reference	Fund Balance 7/1/92	Prior Year Adjust.	Revenue	Transfers In (Out)	Salaries & Wages	Employee Benefits	Operating Expend.	Indirect Cost	Capital Expend.	Fund Balance 6/30/93
3348	MONTANA DEFENDER PROJECT - YR 15 McDonald				80,150		58,073	12,916	1,966	5,836		1,359
3782	MONTANA DEPT OF AG INTERN Putnam				4,226		3,527	295		306		98
3796	SPECIAL ED RURAL TRAINEESHIP Putnam	1393	(1,059)		1,059							0
3804	EDITING INTERN Berkhouse		(594)		594							0
3805	COMPUTER PROGRAMMING INTERN Berkhouse		(1,299)		1,299							0
3806	DSL/GEOGRAPHIC SYSTEM INTERN Berkhouse		(2,914)		2,914							0
3807	WATER QUALITY INTERN Berkhouse		(2,015)		8,923		5,154	25	1,217	512		0
3808	LOTTERY INTERN Berkhouse				1,869		1,611	120		138		0
3827	GRADS AT MT STATE HOSPITAL Berger/Means											0
3860	MONTANA DEFENDER PROJECT-YR14 McDonald		1,191		(1,191)							0
3901	MONTANA TRAVEL PROMO INTERN Berkhouse				920		848	4		68		0
	Total Instruction		(\$5,057)	(\$4,055)	\$193,720	\$0	\$155,579	\$17,070	\$5,501	\$15,737	\$0	(\$9,279)

RESEARCH

2580	INDIAN MANUFACTURING Gianchetta	303534	\$	\$	\$75	\$	\$965	\$83	\$789	\$526	\$	(\$2,288)
2584	BALD EAGLE VIEWER ATTITUDES McCool	930139			3,353		1,800	9	967	543		34
2594	ISSUE OF PATHOLOGICAL GAMBLING Wallwork	GS2	411		23,207		1,205	87	18,390	3,936		0
2603	DOMESTIC AND WILD BROODSTOCK Allendorf		(19,484)		20,001			33		484		0
2604	POTENTIAL NOXIOUS WEEDS Rice	MDA 92-61			7,006		7,650	619	836	1,119	2,085	(5,303)
2611	MISSOULA COMMUNITY REGION STUDY Edgar		57			(57)						0

CURRENT RESTRICTED FUNDS

Combined Statement of Revenue, Expenditures and Changes in Fund Balance
For Fiscal Year Ended June 30, 1993

STATE OF MONTANA

Acct#	Account Name Project Director	Reference	Fund Balance 7/1/92	Prior Year Adjust.	Revenue	Transfers In (Out)	Salaries & Wages	Employee Benefits	Operating Expend.	Indirect Cost	Capital Expend.	Fund Balance 6/30/93
2621	UNEMPLOYMENT INSURANCE Wallwork		(4,242)		2,242	2,000						0
2622	INFLUENCE ON MACROZOOBENTHOS Hauer						9,799	2,455	710	2,593		(15,557)
2629	MONT RIPARIAN VEGETATION CO-OP Pfister											0
2634	BLACKFOOT/CLEARWATER AREA Zuuring				15,447		9,144	2,125	1,604	2,574		0
2640	MYSIS RELICTA Spencer		(4,862)		4,960				81	17		0
2645	TIMBER MAP PRODUCTION Milner/Running		1,176	(6,114)	198,457		152,919	36,398	38,990	57,002	4,630	(96,420)
2646	MNGMT GUIDELINE FOR RIPARIAN Hansen RRD-90-5541		(4,023)		4,023							0
2647	BLACKFOOT/CLEARWATER AREA Zuuring		(5,078)		6,587		407	2	848	252		0
2648	SHANLEY CREEK RESTORATION Nimlos								4,450	890		(5,340)
2650	STATE FUNDING/RIPARIAN CO-OP 5 Hamma		(2,000)						(2,000)			0
2654	TIMBER VALUATION EQUATION Jackson				3,000		2,147	353		500		0
2656	RESEARCH ON WATERSHED IMPACTS Potts		(1,736)		8,601	(3)	5,169	520	29	1,144		0
2658	MONTANA HUCKLEBERRIES Stark		12,165				8,676	1,459		2,027		3
2667	BIOTECH CENTER OF EXCELLENCE Hill						9,157	2,642	4,834			(16,633)
2669	BIOTECH CENTER OF EXCELLENCE Hill		(4,450)	(136)	144,474		21,442	4,555	188,517		1,730	(76,356)
2671	BIOTECH CENTER OF EXCELLENCE Hill		(18,413)	(247)	18,319				(348)	7		0
2674	NATIONAL RESOURCE DAMAGE ASSESS Woessner 40009-TO-04		(12,164)	2,310	23,833		9,087	1,126	1,415	2,351		0
2675	SOILS/SEDIMENTS-CLARK FORK Moore 40009-TO-03		(33,778)	(298)	75,091		22,826	4,077	7,226	6,886		0
2708	HUNTING ENVIRONMENTAL IMPACT Ball				11,442		10,542	2,176				(1,276)
2710	ADMIN OF GRADUATE STUDENTS O'Gara		(1,850)	(34)	1,884							0

CURRENT RESTRICTED FUNDS

Combined Statement of Revenue, Expenditures and Changes in Fund Balance
For Fiscal Year Ended June 30, 1993

STATE OF MONTANA

Acct#	Account Name Project Director	Reference	Fund Balance 7/1/92	Prior Year Adjust.	Revenue	Transfers In (Out)	Salaries & Wages	Employee Benefits	Operating Expend.	Indirect Cost	Capital Expend.	Fund Balance 6/30/93
2712	TEN LAKES SHEEP STUDY O'Gara		(2,589)		2,892				303			0
2713	TEN LAKES SHEEP STUDY Ball				5,074		7,305	172	210			(2,613)
2714	ADMIN OF GRADUATE STUDENTS Ball				12,434		12,827	1,153	6,011			(7,557)
2715	COMMON CRUPINA SURVEY Rice	290722					1,084	254	188			(1,526)
2721	SULFUR CINQUEFOIL IN MONTANA Rice	MDA 91-24	(168)		7,848		6,523	1,690	792	901		(2,226)
2722	DOMESTIC & WILD BROODSTOCKS Allendorf						6,981	1,937	7,749	3,333		(20,000)
2724	ROCK CREEK ALGAE STUDY Watson	FS-UM-133	(744)		8,655		6,617	285	924	1,565		(1,480)
2726	REPORT FINAL AND DATA ANALYSIS Moore	PO 931140			5,912		3,701	940	286	985		0
2742	ECONOMICS MT FORECASTING PROG Polzin		3,561				1,157	313	1,488	592		11
2746	NINEPIPE PROJECT Ball		1,966			(5)	1,726	111	124			0
2991	DISEASE RESISTANCE - CANOLA Mitchell-Olds				64,310	(6,893)	35,254	8,984	14,090		9,727	(10,638)
3328	WATCHABLE WILDLIFE McCool	930378			6,500		749	120	6	261		5,364
3331	1993 TRAILS INVENTORY Yuan								3	1		(4)
3783	1992 STATE PARK INVENTORY McCool	930115			1,000				773			227
	Total Research		(\$96,245)	(\$4,519)	\$686,627	(\$4,958)	\$356,859	\$74,678	\$300,285	\$90,489	\$18,172	(\$259,578)
PUBLIC SERVICE												
2626	MONTANA ENTREPRENEURSHIP CENTE Gianchetta		(\$19,862)	(\$645)	\$34,488	\$	\$	\$760	\$11,708	\$1,201	\$312	\$0
3264	MT REPERTORY THEATRE TOUR Johnson	0430			12,500				25,000			(12,500)
3325	DDPAC PLANNING/COORDINATION Offner	92-154-3507	(5,555)		15,583		6,719	1,994	569	746		0
3342	MT ENTREPRENEURSHIP CENTER Gianchetta				140,824		68,427	17,244	65,590			(10,437)

CURRENT RESTRICTED FUNDS

Combined Statement of Revenue, Expenditures and Changes in Fund Balance
For Fiscal Year Ended June 30, 1993

STATE OF MONTANA

Acct#	Account Name Project Director	Reference	Fund Balance 7/1/92	Prior Year Adjust.	Revenue	Transfers In (Out)	Salaries & Wages	Employee Benefits	Operating Expend.	Indirect Cost	Capital Expend.	Fund Balance 6/30/93
3343	MT ENTREPRENEURSHIP CENTER Gianchetta				17,399		2,054	12	330			15,003
3349	ENERGY EFFICIENT LIGHTING Thiesen		93		5,637						5,730	0
3779	INDIV TRAINING-TECH ASSIST Gallacher	911447710	13,769	(35)	40,245		29,833	7,256	11,639	3,894		1,357
3785	HELL'S GATE: ART/ED INSTITUTE Spellman		1,741						1,741			0
3787	HELL'S GATE - SUMMER ARTS Spellman				2,125				2,125			0
3833	MONTANA HEALTH CARE SURVEY Wallwork	92-376			6,212		7,996	1,703	3,997	2,739		(10,223)
3834	MONTANA HEALTH CARE SURVEY Fraxier		(436)		1,708		648	55	357	212		0
3837	INDIANS VS MONTANA Tompkins				9,974		10,101	1,037	990	2,331		(4,485)
3841	HEARING CONSERVATION - YEAR 5 Dalin	PO 468235	475				(71)	182	25	312		27
3842	HEARING CONSERVATION - YEAR 6 Toth	PO 471730			47,488		26,933	7,075	4,489	4,281	4,315	395
3866	MUSIC LIBRARY ENHANCEMENT Conrad	0393	400		1,050				1,600			(150)
3987	EXIT LIGHTING RETROFIT Thiesen				6,031						6,031	0
	Total Public Service		(\$9,375)	(\$680)	\$341,264	\$0	\$152,640	\$37,318	\$130,160	\$15,716	\$16,388	(\$21,013)
MISCELLANEOUS												
3057	STATE INDIRECT COST CONTROL Hamma		\$	\$	(\$121,942)	\$	\$	\$	\$	(\$121,942)	\$	\$0
3071	STATE UNBILLED CHARGE CONTROL Hamma		152,104		168,359							320,463
	Total Miscellaneous		\$152,104	\$0	\$46,417	\$0	\$0	\$0	\$0	(\$121,942)	\$0	\$320,463
	TOTAL STATE OF MONTANA		\$41,427	(\$9,254)	\$1,268,028	(\$4,958)	\$665,078	\$129,066	\$435,946	\$0	\$34,560	\$30,593

CURRENT RESTRICTED FUNDS

Combined Statement of Revenue, Expenditures and Changes in Fund Balance
For Fiscal Year Ended June 30, 1993

LOCAL GOVERNMENT AGENCIES

Acct#	Account Name Project Director	Reference	Fund Balance 7/1/92	Prior Year Adjust.	Revenue	Transfers In (Out)	Salaries & Wages	Employee Benefits	Operating Expend.	Indirect Cost	Capital Expend.	Fund Balance 6/30/93
INSTRUCTION												
3232	STUDY GROUP COORDINATOR Linhart		\$	(\$276)	\$1,133	\$	\$713	\$60	\$	\$84	\$	\$0
3351	EWU/MSW FIELD INSTRUCTION Clark		232			(137)		95				0
3352	EWU/MSW FIELD INSTRUCTION Clark				8,172		6,528	1,546				98
3353	GRADS @ SCHOOL DISTRICT #1 Berger				7,433		7,122	263		591		(543)
3354	BILINGUAL TUTOR Putnam				2,043		2,569	124		215		(865)
3356	BILINGUAL TUTOR Berkhouse				4,058		4,792	23		385		(1,142)
3357	MISSOULA CITY INTERN Berkhouse				1,241		1,143	6		92		0
3362	HISTORIC PRESERVATION INTERN Putnam				1,297		1,304	64		109		(180)
3363	CULTURAL DIVERSITY PROJECT Offner				3		175	22	5	17		(216)
3366	FT BELKNAP-INDIAN LAW CLINIC Brown		343		(1)	(18)	300			24		0
3367	COMMUNITY BLOCK GRANT ASST Putnam						796	69		69		(934)
3369	BILINGUAL TUTORS Putnam				1,985		1,792	46		147		0
3370	MISSOULA PARKS AND REC INTERNS Berkhouse						300	26		26		(352)
3371	MISSOULA - RESEARCH INTERN Putnam				6,743		6,735	567		584		(1,143)
3375	CORVALLIS - GRADUATE ASSISTANT Berger				3,272		3,016	15		239		2
3902	GRADUATE ASSISTANTSHIPS Berger		(1,905)		1,905							0
3906	MT WRITING - COST SHARE Chin	PO 3-1766			14,400							14,400
3908	GRAD ASSISTANT AT SCH DIST 1 Berger/Means		1,403		(1,403)							0

CURRENT RESTRICTED FUNDS

Combined Statement of Revenue, Expenditures and Changes in Fund Balance
For Fiscal Year Ended June 30, 1993

LOCAL GOVERNMENT AGENCIES

Acct#	Account Name Project Director	Reference	Fund Balance 7/1/92	Prior Year Adjust.	Revenue	Transfers In (Out)	Salaries & Wages	Employee Benefits	Operating Expend.	Indirect Cost	Capital Expend.	Fund Balance 6/30/93
3919	FIRE HYDRANT DISTRICT INTERN Linhart											0
	Total Instruction		\$73	(\$276)	\$52,281	(\$155)	\$37,285	\$2,926	\$5	\$2,582	\$0	\$9,125
RESEARCH												
2745	GENETIC ANALYSIS OF WYOMING TROUT Allendorf	07SC0400039	\$	\$	\$5,000	\$	\$3,258	\$431	\$1,406	\$1,775	\$	(\$1,870)
2753	TROUT POPULATIONS IN FLATHEAD Allendorf	PO 83449	(943)		3,124	(151)	1,040	303	122	565		0
2756	GENETIC ANAL OF WY TROUT BROODS Allendorf	8-08959	145			(145)						0
2759	ELECTROPHORETIC ANALYSIS/TROUT Allendorf		(3,761)				5,420	1,731	1,540	2,046		(14,498)
2760	PHEASANT ECOLOGY-FELLEY Ball	94S-E484R-06-5	(3,735)		3,735							0
2762	GRADUATE RESEARCH - MAEDER Ball	94S-E483R-06-5	(3,796)		3,796							0
2763	GRADUATE RESEARCH - SECORD Ball	94S-E721R-06-5	(3,357)		3,357							0
2766	CHILD AND YOUTH SURVEY McBroom/Reed		53						77		(24)	0
2767	ROCKY MTN TRADE CORRIDOR Swanson	CFY 1991-92	2,489				2,320	77	625			(533)
2768	GRADUATE RESEARCH - SECORD Pletscher				7,235		9,748	236		998		(3,747)
2769	ANALYSIS OF WY TROUT STOCKS Allendorf	07SC0400039	(2,610)		2,900				290			0
2770	GROUND NESTING BIRDS/GAZDA Ball		(2,148)		13,445		14,498	782	31	1,531		(5,545)
2773	GRAY WOLF PREY BASE ECOLOGY Marcum		(213)		213							0
2774	SOIL SERIES INFERENCE Nimlos				2,457	(4)	1,944	327		182		0
2777	DOMESTIC SEWAGE OF MISSOULA Woessner				12,929		19,832	1,510	5,813	6,403	4,715	(25,344)
2816	LIFE CYCLE OF SWIMMERS' ITCH Spencer				700	(3)			697			0

CURRENT RESTRICTED FUNDS

Combined Statement of Revenue, Expenditures and Changes in Fund Balance
For Fiscal Year Ended June 30, 1993

LOCAL GOVERNMENT AGENCIES

Acct#	Account Name Project Director	Reference	Fund Balance 7/1/92	Prior Year Adjust.	Revenue	Transfers In (Out)	Salaries & Wages	Employee Benefits	Operating Expend.	Indirect Cost	Capital Expend.	Fund Balance 6/30/93
3364	MISSOURI RIVER ORGANIC CARBON Hauer								820	164		(984)
3365	DR MCCUNE'S LABORATORY SUPPORT North						812	141	843		5,035	(6,831)
3930	NINEPIPE DUCK NEST SUCCESS Ball		5,550						5,045	503		2
3940	FLATHEAD MONITORING PROJECT Stanford		38			(38)						0
	Total Research		(\$12,288)	\$0	\$58,891	(\$341)	\$58,872	\$5,538	\$17,309	\$14,167	\$9,726	(\$59,350)
PUBLIC SERVICE												
3907	HEARING CONSERVATION PROJECT Toth		\$	\$	\$420	\$	\$	\$	\$	\$	\$	\$420
	Total Public Service		\$0	\$0	\$420	\$0	\$0	\$0	\$0	\$0	\$0	\$420
MISCELLANEOUS												
3058	LOCAL INDIRECT COST CONTROL Hamma		\$	\$	(\$16,749)	\$	\$	\$	\$	(\$16,749)	\$	\$0
3072	LOCAL UNBILLED CHARGE CONTROL Hamma		22,469		42,259							64,728
	Total Miscellaneous		\$22,469	\$0	\$25,510	\$0	\$0	\$0	\$0	(\$16,749)	\$0	\$64,728
	TOTAL LOCAL GOVERNMENT AGENCIES		\$10,254	(\$276)	\$137,102	(\$496)	\$96,157	\$8,464	\$17,314	\$0	\$9,726	\$14,923

CURRENT RESTRICTED FUNDS

Combined Statement of Revenue, Expenditures and Changes in Fund Balance
For Fiscal Year Ended June 30, 1993

PRIVATE AGENCIES

Account Name Acct# Project Director	Reference	Fund Balance 7/1/92	Prior Year Adjust.	Revenue	Transfers In (Out)	Salaries & Wages	Employee Benefits	Operating Expend.	Indirect Cost	Capital Expend.	Fund Balance 6/30/93
INSTRUCTION											
2784 WILDERNESS CHANGE CONFERENCE McQuillan		\$	\$	\$1,000	\$	\$	\$	\$172	\$14	\$	\$814
2795 MERCK SCHOLAR - CUNNINGHAM Grund								3,000			(3,000)
2805 GRAD ASST @ WESTERN MT CLINIC Berger				6,349		7,801	39		627		(2,118)
2874 GRAD ASST @ WESTERN MT CLINIC Berger						666	5		54		(725)
3377 GRAD ASST @ MISSOULA MENTAL HEALTH Berger				4,635		4,728	23		380		(496)
3381 GRAD ASST @ BIG SKY PSYCH INSTITUTE Berger				5,860		6,000	29		482		(651)
3382 GRAD ASST @ COMMUNITY MEDICAL CNTR Berger				2,877		3,015	15		242		(395)
3392 CLINICAL ASST PROF/PHARMACY Forbes				20,922		22,113	5,342				(6,533)
3396 GRADS AT MISSOULA MENTAL HEALTH Berger/Means		(1,141)		1,141							0
3397 GRADS AT KALISPELL MENTAL Berger/Means		(1,141)		1,141							0
3398 GRADS AT BIG SKY PSYCH INST Berger/Means		(1,302)		1,302							0
3399 GRAD ASSIST COMM MED CENTER Berger/Means		(875)		875							0
3400 RUSSIAN INSTRUCTOR - PAVLINA Curnow				28,380		22,086	5,390				904
3415 TRAINING IN CHEMICAL DEPENDENCY Medora		8,831									8,831
3426 ASSISTANT PROFESSOR PHARMACY Forbes		(5,674)		5,769			95				0
3429 TAFT SEMINAR FOR TEACHERS Lopach				10,000		2,100	362	15,345			(7,807)
3436 NATIVE AM JOURNALISM & BROD Durso/Hood P2502503436		6,792						1,000			5,792
3438 NATIONAL YOUTH SPORTS FY 93 Glaes NCAA 92089		18,157		11,839		21,474	2,329	6,065			128
3444 NATIONAL YOUTH SPORTS PROG - FY 93 Glaes				36,113		10,283	1,081	7,281			17,468

CURRENT RESTRICTED FUNDS

Combined Statement of Revenue, Expenditures and Changes in Fund Balance
For Fiscal Year Ended June 30, 1993

PRIVATE AGENCIES

Acct#	Account Name Project Director	Reference	Fund Balance 7/1/92	Prior Year Adjust.	Revenue	Transfers In (Out)	Salaries & Wages	Employee Benefits	Operating Expend.	Indirect Cost	Capital Expend.	Fund Balance 6/30/93
3445	MUAP GRANT SUPPLEMENTAL Offner		518									518
3921	ADMINISTRATIVE TECH INTERN Berkhouse				1,612		1,565	8		126		(87)
3953	REPUBLIC OF CHINA EXCHANGE West				6,000						1,451	4,549
3982	TAFT SEMINAR FOR TEACHERS Lopach		6,011		14,454		1,196	196	19,073			0
3993	GRAD ASSIST WESTERN MONTANA CLIN Berger		(2,746)		2,746							0
	Total Instruction		\$27,430	\$0	\$163,015	\$0	\$103,027	\$14,914	\$51,936	\$1,925	\$1,451	\$17,192

RESEARCH

2775	SUCROSE THERMAL OLIGOSACCHARIDE Campbell	\$	\$		\$47,001	\$	\$6,759	\$1,148	\$8,001	\$3,684	\$2,044	\$25,365
2776	SUPPLIES FOR RIBI IMMUNOCHEM Card		(69)		515				2,382			(1,936)
2779	CREOSOTE CONTAMINATED SOILS Smith				2,025		67	6	1,775			177
2782	MISSOULA TRADE CONSUMER SURVEY Wallwork						5,836	1,044	747	3,080		(10,707)
2783	EOCENE EXTENSION - TRANS CHALLIS Hyndman				6,996		1,000	171				5,825
2787	ROCK CREEK ALGAE & WATER STUDY Watson		(890)		1,451		273	93	195			0
2788	RADIATION ON TUMOR CELLS Fevold				1,000		228	15	660			97
2789	PATERNITY: DNA BIGHORN SHEEP Allendorf						8,400	2,432	1,834	1,013		(13,679)
2791	AZT-RESISTANT MUTANT North						1,136	98				(1,234)
2792	WATER QUALITY - BLACKFEET LAKES Hauer								91			(91)
2794	ASSISTANTSHIPS - MONTANA STOCKGROWERS Bahls				1,000		990	6				4
2796	EXERTION RESPONSE - EXERCISE MODEL Graetzer				3,000	(1,764)	856	144				236
2797	MOLECULAR MODELING OF METAL Vandersluys				610				610			0

CURRENT RESTRICTED FUNDS

Combined Statement of Revenue, Expenditures and Changes in Fund Balance
For Fiscal Year Ended June 30, 1993

PRIVATE AGENCIES

Acct#	Account Name Project Director	Reference	Fund Balance 7/1/92	Prior Year Adjust.	Revenue	Transfers In (Out)	Salaries & Wages	Employee Benefits	Operating Expend.	Indirect Cost	Capital Expend.	Fund Balance 6/30/93
2798	RADON IN MISSOULA GROUNDWATER Hinman				469		363	11		198		(103)
2799	MISSOULA COMM REGION STUDY Edgar				3,000		2,055	150	69			726
2800	RECON DIESEL FUELS - BN SITE Hinman				1,422		1,131	88	2,896	616		(3,309)
2802	FD BLK AGNTS THRML POLYMERIZ Richards		10,171				2,785	157	6,061	154	1,014	0
2803	WILDERNESS INSTITUTE FUND McQuillan		224	(25)	150				349			0
2806	SUCROSE TRANSFRUCTOSYLATION Richards				61,288		25,617	1,685	10,033	1,142	3,852	18,959
2808	HAMMOND WESTERN HISTORY Hampton		(10,687)	1,907	11,437				51		288	2,318
2810	HAMMOND WESTERN HISTORY Farr			(3,435)	13,592		10,163	1,714				(1,720)
2811	ROCKY MTN WEST - OPERATING FUNDS Farr				12,454		11,100	1,762				(408)
2815	HISTORY OF BROADCASTING/MT Knowles		(4,962)						611	18		(5,591)
2817	ECONOMICS OF WOLF RECOVERY Duffield		1,000									1,000
2819	N-PHOSPHINYL IMINES Flann	21924-G1	2,689						2,689			0
2820	KINETICS CHEMISORPTION & GAS Richards	5088-260-1639							441			(441)
2823	WOLVES & PEOPLE IN YELLOWSTONE Duffield/Patterson		28,701		10,468		9,715	2,193	19,021	1,546		6,694
2824	ECVALUATION OF MT AG PRACTICE Duffield/Unger		7,000		7,900		11,661	2,337	35			867
2825	RESPONSE OF BIRDS TO CLEARCUT Pletscher		14,232		10,500		5,462	384	3,537			15,349
2826	MOVEMENT/HABITAT BULL ELK Marcum		6,951				560	94	655			5,642
2827	THEODORE ROOSEVELT MEM RANCH Metagar		(4,319)		28,102		22,005	6,361				(4,583)
2828	WILDERNESS INSTITUTE McQuillan		257	(209)		(65)			(34)	17		0
2830	INGY COOPERATIVE ADMINISTRATION Pfister		(724)		10,342		4,517	897	(10)	452		3,762

CURRENT RESTRICTED FUNDS

Combined Statement of Revenue, Expenditures and Changes in Fund Balance
For Fiscal Year Ended June 30, 1993

PRIVATE AGENCIES

Acct#	Account Name Project Director	Reference	Fund Balance 7/1/92	Prior Year Adjust.	Revenue	Transfers In (Out)	Salaries & Wages	Employee Benefits	Operating Expend.	Indirect Cost	Capital Expend.	Fund Balance 6/30/93
2831	COTTONWOOD REGENERATION/SNAKE Hansen		1,675		2,500				1,942	434		1,799
2832	COSTS OF PRUNING PONDEROSA O'Hara				1,582				1,564			18
2833	RIPARIAN WETLAND ON FORT PECK Hansen				11,992		8,533	223	487	1,999	750	0
2834	WILDERNESS INSTITUTE FUND McQuillan				6,700		2,161	61	2,104			2,374
2836	SEDIMENT IN JOHNSON GULCH 1991 Potts		464						10	454		0
2838	BOONE & CROCKETT PROFESSORSHIP Fissell				31,546		41,772	(137)				(10,089)
2841	WILDERNESS & CIVILIZATION PROGRAM McQuillan		21,660				14,553	4,130	1,701	2,031		(755)
2842	USE OF GEOGRAPHIC INFO SYSTEM Wakimoto		6,911						3,289	1,081	2,025	516
2845	INGY Pfister		53,329		(16,499)							36,830
2846	RIPARIAN WETLAND AT FORT PECK II Hansen						4,555	731	227	1,103		(6,616)
2848	INGY ADMINISTRATION 1987 Pfister		1,122		3,500				1,293			3,329
2859	HYDRO STUDY R N SITE Hinman	759-24-003-98	(203)		204				1			0
2860	SILICA DIAGENESIS-MONTEREY Hinman	ACS-PRF #21784-G2	1,993			(8)			1,985			0
2861	PLANNING/DEVELOPMENT NORTHERN REG Brownson				58,060		42,678	8,400	3,007		1,734	2,241
2865	OKANAGAN LANGUAGE DEVELOPMENT Mattina				39,906		42,945	9,032				(12,071)
2866	J M RUSSELL GRAD RESEARCH Lange		(2,317)	(35)	2,472				120			0
2871	EDIT NATURAL RESOURCE MOD McKelvey		(6,361)		9,126		2,314	246		205		0
2872	ALKALIC & CALCALKALIC IGNEOUS Hyndman		2			(2)						0
2873	WOLF RECOVERY - WESTERN MONTANA Ream				5,000							5,000

CURRENT RESTRICTED FUNDS

Combined Statement of Revenue, Expenditures and Changes in Fund Balance
For Fiscal Year Ended June 30, 1993

PRIVATE AGENCIES

Acct#	Account Name Project Director	Reference	Fund Balance 7/1/92	Prior Year Adjust.	Revenue	Transfers In (Out)	Salaries & Wages	Employee Benefits	Operating Expend.	Indirect Cost	Capital Expend.	Fund Balance 6/30/93
2877	SULFUR CINQUEFOIL IN MONTANA Rice		992				808	79	9	90		6
2878	CHARACTER OF ANGIOGENIC PROTEIN Minnick		(6,249)		6,238				(11)			0
2879	INHIBITION KINETICS OF LACTATE Gannon						1,451	110		791	1,995	(4,347)
2884	RIBI CONTRACTED RESEARCH Eyer		(1,039)	(30)	4,622		1,393	127	2,033			0
2885	GENETIC ANALYSIS WPC TROUT Allendorf				1,000	(34)	444	55	225	242		0
2886	LTD4 DIPEPTIDASE CHARACTERS Wright						23,230	6,599	2,493			(32,322)
2887	MIGRATORY LANDBIRDS IN MEXICO Hutto		(38,842)		84,872		22,749	1,339	14,922		7,020	0
2889	RIBI DEVELOPMENT WORK Eyer, C.		277		(30)	(13)			234			0
2890	MODEL FOR PHARMACEUTICAL CARE Cochran				17,220		14,179	3,620	1,960	1,976		(4,515)
2891	CORTEX COMPOUNDS IN ISCHEMIA Smith				8,387		3,599	380	3,113	1,295		0
2893	USE OF GEOGRAPHIC INFO SYSTEM Wakimoto		4			(4)						0
2894	WILDERNESS INSTITUTE PROJECT McQuillan		(346)	234						(112)		0
2895	GROWTH & YIELD PROG-INGY 89-90 Milner	INGY27	4,274	(203)	43,657		23,739	5,208	3,763	2,252		12,766
2896	MRA-HYDROLOGIC RECOVERY POTTS		6,202			(2)	4,519	243	405	1,033		0
2908	STELLA DUNCAN-LEUKOTRIENES Wright		(27,709)	(257)	27,982				16			0
2911	STUDY OF AIDS CHEMOTHERAPY North		7,704									7,704
2913	CONSULT/THESIS (FULLER) Lange		(3,736)		3,736							0
2920	COLLABORATIVE RESEARCH North		(301)		1,748				1,684			(237)
2921	W I WILDERNESS & CIVILIZATION Cunningham				2,000				450			1,550
2924	HAMMOND WESTERN HISTORY Hampton		(100)		100							0

CURRENT RESTRICTED FUNDS

Combined Statement of Revenue, Expenditures and Changes in Fund Balance
For Fiscal Year Ended June 30, 1993

PRIVATE AGENCIES

Acct#	Account Name Project Director	Reference	Fund Balance 7/1/92	Prior Year Adjust.	Revenue	Transfers In (Out)	Salaries & Wages	Employee Benefits	Operating Expend.	Indirect Cost	Capital Expend.	Fund Balance 6/30/93
2925	ULTRAFEM RESEARCH PROJECT Forbes		14		557				571			0
2926	TRANSLATION OF LATIN MAN Hay				6,700				3,148			3,552
2927	STREAM REG IN UPPER MISSOURI Stanford/Hauer		2,946		3,000				1,426		6,363	(1,843)
2928	BENTHIC INVERTEBRATE COMMUNITY Spencer		(2,090)		2,162				46	26		0
2942	CHROMATOCEM RESEARCH Murray		(150)		1,352				1,403			(201)
2954	SUMMIT RESEARCH-KLEBSIELLA BAC Card		(10)							(10)		0
2955	AHA-CARDIO-PULMONARY FUNCTIONS Boggs/Kilgore		113			(113)						0
2956	NITROGEN CYCLING IN BARBADOS Sheridan				6,500				787			5,713
2957	WORK PLAN FOR UPPER CLARK FORK Hansen				412		50,082	9,452	9,422	27,296	5,611	(101,451)
2961	GEOLOGICAL RESEARCH Hyndman		5,955				3,611	433	1,890			21
3459	MAP/SAMPLE ROCKS OF WEST BUTTE Lange		4,153						2,409			1,744
	Total Research		\$79,911	(\$2,053)	\$613,026	(\$2,005)	\$441,994	\$73,321	\$132,827	\$54,106	\$32,696	(\$46,065)

PUBLIC SERVICE

2785	AISES - REGION 4 MEETING Bilderback		\$	\$	\$1,800	\$	\$	\$	\$1,800	\$	\$	\$0
2969	MISSOULA ICE RINK SURVEY McQuiston		2,048		466	(131)	1,138	192	433	620		0
3239	SIGNAL EXTENSION PROJECT Wilson				5,000							5,000
3390	PLAN MT COOP CNTR - HEALTH STATS Offner				22,180		20,515	3,050	4,836	2,556		(8,777)
3407	EASTERN EUROPEAN FELLOW PROG Hausmann		4,584		796		2,632	379	2,030	339		0

CURRENT RESTRICTED FUNDS

Combined Statement of Revenue, Expenditures and Changes in Fund Balance
For Fiscal Year Ended June 30, 1993

PRIVATE AGENCIES

Acct#	Account Name Project Director	Reference	Fund Balance 7/1/92	Prior Year Adjust.	Revenue	Transfers In (Out)	Salaries & Wages	Employee Benefits	Operating Expend.	Indirect Cost	Capital Expend.	Fund Balance 6/30/93
3418	MEC - OPERATING FUNDS Gianchetta				2,500							2,500
3421	MONTANA GEOGRAPHIC ALLIANCE Gritzner 91-27		4,921						4,453			468
3461	MONTANA GEOGRAPHIC ALLIANCE Gritzner				10,000							10,000
3462	MEC OPERATING FUNDS - MT POWER Gianchetta		2,126						1,933	190		3
3463	OPERATING FUNDS ARCO Gianchetta		2,441	(131)				190				2,120
3464	OPERATING FUNDS KKR & CO Lutz-Ritzheimer		5,000						1,000			4,000
3465	ENERGY EFFICIENT LIGHTING Thiezen		5,958			(4,496)					1,462	0
3467	ENERGY EFFICIENT LIGHTING Thieszen				4,500						4,500	0
3473	STUDENT TV DOCUMENTARY Knowles				4,005				3,584			421
3944	MEC - OPERATING FUNDS - ARCO Gianchetta				1,673							1,673
3945	MEC - OPERATING FUNDS - ARCO Gianchetta				8,327							8,327
3946	RADIO COMMUNITY SERVICE GRANT Conrad				90,064		18,440	4,826	55,579			11,219
3947	NATIONAL PROG PROD ACQUISITION Conrad				33,230				33,230			0
3949	EASTERN EUROPEAN FELLOW SEARCH Hausmann				7,976		233		565	64		7,114
3950	PERFORMING ARTS PRESENTERS Ryan			(85)	5,000				4,915			0
3956	UNIFIED PUBLIC TV PLANNING PROJECT Wilson		10,000						9,881			119
3960	1992 MISSOULA HOUSING SURVEY McQuiston		12,577	(1,693)	815		9,159	1,370	1,170			0
3961	MUSIC FESTIVAL Marcus		3,624				147	25	1,698			1,754
3965	US WEST HEARING CONS YEAR 5 Dalin		210		1	(211)						0
3970	BACKROADS IN MONTANA Wilson/Ekness/Tele		10,936	(116)			22	2	5,577			5,219

CURRENT RESTRICTED FUNDS

Combined Statement of Revenue, Expenditures and Changes in Fund Balance
For Fiscal Year Ended June 30, 1993

PRIVATE AGENCIES

Acct#	Account Name Project Director	Reference	Fund Balance 7/1/92	Prior Year Adjust.	Revenue	Transfers In (Out)	Salaries & Wages	Employee Benefits	Operating Expend.	Indirect Cost	Capital Expend.	Fund Balance 6/30/93
3972	REIMBURSEMENT TELEPHONE Jakupcak		25		(25)							0
3975	SEMINAR FOR MINORITIES Medora		3,492				800	67	456			2,169
3981	GTE FOCUS GRANT Bilderback		25,814	650			6,074	752	19,638			0
3983	EXIT LIGHTING RETROFIT PROJECT Thieszen				1,157						1,157	0
3985	SEXUAL ASSAULT SURVEY Doyle/Burliend		5,144	(714)	225		1,923	235	2,497			0
3986	EXHIBIT PROJECT-ECHOES Kern		(1,000)		1,000							0
3989	MEC OPERATING FUNDS - US WEST Lutz-Ritzheimer				13,380		218	1		22		13,139
3991	MEC OPERATING FUNDS - US WEST Lutz-Ritzheimer		120,000		(13,380)		39,048	9,215	19,485	6,775		32,097
3992	NETWORKING PROFESSIONAL DIRECTOR Lutz-Ritzheimer		5,303				2,140	591	1,856			716
	Total Public Service		\$223,203	(\$2,089)	\$200,690	(\$4,838)	\$102,489	\$20,895	\$176,616	\$10,566	\$7,119	\$99,281

MISCELLANEOUS

3059	PRIVATE IDC CONTROL Hamma		\$	\$	(\$66,597)	\$	\$	\$	\$	(\$66,597)	\$	\$0
3073	PVT UNBILLED CHARGE CONTROL Hamma		124,984		123,852							248,836
	Total Miscellaneous		\$124,984	\$0	\$57,255	\$0	\$0	\$0	\$0	(\$66,597)	\$0	\$248,836
	TOTAL PRIVATE AGENCIES		\$455,528	(\$4,142)	\$1,033,986	(\$6,843)	\$647,510	\$109,130	\$361,379	\$0	\$41,266	\$319,244

CURRENT RESTRICTED FUNDS

Combined Statement of Revenue, Expenditures and Changes in Fund Balance
For Fiscal Year Ended June 30, 1993

RESTRICTED FUNDS ALLOCATIONS

Acct#	Account Name Project Director	Fund Balance 7/1/92	Prior Year Adjust.	Revenue	Transfers In (Out)	Salaries & Wages	Employee Benefits	Operating Expend.	Indirect Cost	Capital Expend.	Fund Balance 6/30/93
RESEARCH											
2975	VISITORS TO MT DURING THE FALL Yuan	(\$1,433)	\$360	\$	\$903	\$	(\$170)	\$	\$	\$	\$0
2976	COMMUNITY TOURISM DEVELOPME Yuan	(76)	128					52			0
2978	SKI CONVERSION STUDY McCool	123			(109)			14			0
2979	IMAGE STUDY DATA COLLECTION McCool	23,607				6,435	1,442	14,629			1,101
2980	SUMMER CONVERSION QUALITY McCool	326			(101)			225			0
2981	CALIFORNIA AS A TOURISM MARKET McCool				10,000			10,000			0
2982	BENEFITS OF BUS TOURS McCool				613			1,149			(536)
2985	STATE PARK TOURISM ENHANCEMENT McCool				6,736	399	115	6,601			(379)
2986	MT NON-RESIDENT WAGE SURVEY Wallwork				10,000	5,789	1,292	2,917			2
2987	ECONOMIC BENEFIT OF NON-RESIDENT Yuan				79,731	49,800	11,913	18,101		14,868	(14,951)
2988	ATTITUDES TOWARD TOURISM McCool	(2,173)			2,087			(86)			0
2999	PUBLICATION COSTS-GRANT 2453 Miller	1,044									1,044
	Total Research	\$21,418	\$488	\$0	\$109,860	\$62,423	\$14,592	\$53,602	\$0	\$14,868	(\$13,719)
MISCELLANEOUS											
3074	RES ALLOCATIONS UNBILLED Hamma	\$3,683	\$	\$12,183	\$	\$	\$	\$	\$	\$	\$15,866
	Total Miscellaneous	\$3,683	\$0	\$12,183	\$0	\$0	\$0	\$0	\$0	\$0	\$15,866
	TOTAL RESTRICTED FUNDS ALLOCATIONS	\$25,101	\$488	\$12,183	\$109,860	\$62,423	\$14,592	\$53,602	\$0	\$14,868	\$2,147

CURRENT RESTRICTED FUNDS

Combined Statement of Revenue, Expenditures and Changes in Fund Balance
For Fiscal Year Ended June 30, 1993

CONTRACTS AND GRANTS SUMMARIZATION

Entity	Entity Name	Fund Balance 7/1/92	Prior Year Adjust.	Revenue	Transfers In (Out)	Salaries & Wages	Employee Benefits	Operating Expend.	Capital Expend.	Fund Balance 6/30/93
FEDERAL FUNDS:										
32160	HHS	\$5,969	(\$13,729)	\$1,250,857	\$	\$732,689	\$159,356	\$299,866	\$48,692	\$2,494
32161	USDA	4,522	(13,131)	1,345,198	(714)	847,722	148,148	191,682	59,931	88,392
32163	USDI	814	(3,760)	964,067		668,550	111,962	147,270	23,165	10,174
32164	Energy			67,165		18,229	96	48,840		0
32166	NSF		(4,422)	1,197,946	(3,375)	479,029	79,478	505,596	120,379	5,667
32167	EPA		2,218	107,442		80,094	11,851	14,167	3,548	0
32168	Education	2,442	(2,395)	1,972,426	(2,425)	1,085,966	266,844	586,172	28,942	2,124
32169	Misc. Federal	2,310	(7,505)	778,124	(1,797)	354,861	64,035	243,205	90,506	18,525
32170	Federal Subgrants	48,110	(5,485)	2,462,974	(5,081)	1,410,893	274,815	693,699	59,522	61,589
	Total Federal Funds	\$64,167	(\$48,209)	\$10,146,199	(\$13,392)	\$5,678,033	\$1,116,585	\$2,730,497	\$434,685	\$188,965
STATE AND LOCAL FUNDS:										
32180	State Agencies	\$41,427	(\$9,254)	\$1,268,028	(\$4,958)	\$665,078	\$129,066	\$435,946	\$34,560	\$30,593
32185	Local Government Agencies	10,254	(276)	137,102	(496)	96,157	8,464	17,314	9,726	14,923
32195	UM Restricted Allocations	25,101	488	12,183	109,860	62,423	14,592	53,602	14,868	2,147
	Total State & Local Funds	\$76,782	(\$9,042)	\$1,417,313	\$104,406	\$823,658	\$152,122	\$506,862	\$59,154	\$47,663
PRIVATE FUNDS:										
32190	Private Agencies	\$455,528	(\$4,142)	\$1,033,986	(\$6,843)	\$647,510	\$109,130	\$361,379	\$41,266	\$319,244
	Total Private Funds	\$455,528	(\$4,142)	\$1,033,986	(\$6,843)	\$647,510	\$109,130	\$361,379	\$41,266	\$319,244
	TOTAL CONTRACTS AND GRANTS SUMMARIZATION	\$596,477	(\$61,393)	\$12,597,498	\$84,171	\$7,149,201	\$1,377,837	\$3,598,738	\$535,105	\$555,872

CURRENT RESTRICTED FUNDS

Combined Statement of Revenue, Expenditures and Changes in Fund Balance
For Fiscal Year Ended June 30, 1993

UM LIBRARY RESTRICTED

Acct#	Account Name	Fund Balance 7/1/92	Prior Year Adjust.	Endowment Earnings (1)	Investment Earnings	Transfers In (Out)	Salaries & Wages	Employee Benefits	Operating Expend.	Capital Expend.	Fund Balance 6/30/93
6952	Dixon Endowment/Law School	\$54,048	\$	\$5,363	\$1,781	\$	\$	\$	\$1,950		\$59,242
6954	Murphy Endowment/Law School	194,024	(1,583)	24,782	5,416		22,641	3,845	34,471	3,274	158,408
6956	Phillips Endowment/Library	1,378		973	62						2,413
6958	Ryman Endowment/Library	7,585		257	241					335	7,748
TOTAL UM LIBRARY RESTRICTED		\$257,035	(\$1,583)	\$31,375	\$7,500	\$0	\$22,641	\$3,845	\$36,421	\$3,609	\$227,811

(1) Earnings from investments held in endowment funds.

CURRENT RESTRICTED FUNDS

Combined Statement of Revenue, Expenditures and Changes in Fund Balance
For Fiscal Year Ended June 30, 1993

RESTRICTED GIFTS

Acct#	Account Name	Fund Balance 7/1/92	Prior Year Adjust.	Endowment Earnings	STIP Earnings	Other Income	Transfers In (Out)	Salaries & Wages	Employee Benefits	Operating Expend.	Student Awards	Capital Expend.	Fund Balance 6/30/93
4003	Vice President-Univ Relation	\$416	\$	\$	\$24	\$1,855	\$	\$750	\$4	\$938	\$	\$	\$603
4004	President's Discretionary	6,737			187					1,044			5,880
4006	Gift Account-Fitz Estate	26,091		3,140	801	10,500		9,500		1,759			29,273
4007	Inventor Support/Dis. Pro.	1,311			58	2,690				213			3,846
4008	Graduate Research	3,020	12		59						1,417		1,674
4010	Research Administration	132				835				53			914
4011	Patent Development/Research	5,025			93					215			4,903
4012	College of Arts & Sciences	4,057	(135)		54	18,750		4,500	460	18,400			(634)
4013	Ex Fund Faculty Awd/McCormic	169			5								174
4014	Ex Fund Faculty Awd/Flightner	1,389			39	1,500		1,081	62	1,468			317
4015	Anthropology	105			1								106
4017	Athletic Gifts/GAA	1,989			287	21,952		17,275	3,469	1,080			2,404
4018	Biological Station	708			17								725
4020	Bierman Professorship	(796)			15	10,590		8,640	1,101				68
4022	Karashima Endowment	1,574			128	51,000		50,000		1,765			937
4023	Carter Rogers Montgomery	2,988			58					1,246			1,800
4024	Chemistry	27,018	(474)		543	17,297		25,718	619	95			17,952
4025	Chemistry/Wood Chemistry	12,953			306								13,259
4031	Computer Center	1,007			106	6,000		4,745	997	(4)			1,375
4033	Economics	1,154			30					28			1,156
4035	English/Leslie Wilson	30,158			884	1,000		500	79	164			31,299
4039	Environmental Studies	216	290		86	5,970		3,542	401	1,515			1,104
4042	Foreign Language	6,014			77	1,489		500	79	6,182			819
4043	Friesheimer Endowment/Chem	29,137			914	2,585							32,636
4044	Friesheimer Endowment/Pharm	10,483			369	2,585							13,437
4045	Geology	5,725			288	13,175				1,579		10,169	7,440
4050	Geology/Paleontological	321	(6)		8					36			287
4051	Geography	62											62
4053	Geology/Amoco Foundation	478			11	(483)							6
4054	Native American Studies	9								9			0
4055	Indigenous Peoples Study				14	5,000							5,014
4057	HPER	231			9	285				124			401
4058	Ex Fund Faculty Awd/Sears	604			14								618
4062	Edmund Freeman Lecture Gift	7,911			173	71				2,660			5,495
4067	Centennial Coordinator	8,028	(299)		132	41,730		18,191	3,830	15,516			12,054
4069	Interpersonal Communication	387			9								396
4070	History Gift-Rocky MT West	1,619			41					1,354			306
4071	T and D Program	3,090			93	100		150	24	2,395			714
4072	Mathematics	7,622			169	579				2,425			5,945

CURRENT RESTRICTED FUNDS

Combined Statement of Revenue, Expenditures and Changes in Fund Balance
For Fiscal Year Ended June 30, 1993

RESTRICTED GIFTS

Acct#	Account Name	Fund Balance 7/1/92	Prior Year Adjust.	Endowment Earnings	STIP Earnings	Other Income	Transfers In (Out)	Salaries & Wages	Employee Benefits	Operating Expend.	Student Awards	Capital Expend.	Fund Balance 6/30/93
4073	History				3	1,000				992			11
4082	Physics and Astronomy	11											11
4085	Political Science	3,010			14					2,909			115
4086	Political Science/Intern	672		34	20								726
4087	Lewis Stan Poli Sci Fund	3,662			104	300				1,645			2,421
4089	Psychology	33											33
4094	ROTC Excellence	158			4								162
4095	Scholarship Admin Expense	1,295			36	100				148			1,283
4096	Sociology	6,552			123					754		1,651	4,270
4097	Fligelman Gift Account	881		90	25					99			897
4099	Social Work	10,587	961		440	8,339				7,041			13,286
4100	IAR Waterfowl Gift Account	1,556			45								1,601
4101	Wildlife Research Moose Proj	62											62
4102	Wildlife Research Unit	874			85	2,385				348			2,996
4103	Wildlife Research Unit	2,780			87	5,233				448			4,739
4105	Biological Sciences	7,075	(346)		150	6,875		2,625	288	4,953			3,673
4109	Fine Arts	1,004			44	1,761		4,862	266	640			2,169
4110	Fine Arts/Drama Gifts	1,128			33								1,161
4118	Fine Arts/Music Gifts	5,133	884		140	2,109		1,160	97	3,216			3,793
4119	Music/Leslie Wilson	10,564			306	5,000				954		5,000	9,916
4121	Business Administration	3,151	(2,750)		156	50,285	(2,600)	14,011	2,143	9,140		5,628	17,320
4123	Bus Ad Faculty Development	98											98
4125	Bus Admin/Accounting & Fin	340			38	4,898		32	1	2,527			2,716
4126	MBA Program - Reserve Acct	82,145			2,401								84,546
4128	Dean Stone Night Lect Fund	705			17					17			705
4129	Wildlife Biology Gifts	19											19
4131	Education	2,457			71					61			2,467
4133	Early Childhood Center Gifts	1,172			28								1,200
4134	Grizzly Research	3				(3)							0
4135	Education/DERS	547			16								563
4136	Forestry/Leslie Wilson	5,785		358	172								6,315
4137	Forestry Gift Account	1,276	(1,027)		99	26,281		24,344	2,577	163			(455)
4139	Forestry/Hoerner Waldorf	4,376			103								4,479
4140	Wilderness Studies Group	485			7					187			305
4141	Lubrecht Fund	16											16
4142	Journalism	736			13					694			55
4143	Liberal Arts	1,229			39	1,200				1,200			1,268
4144	Journalism Gifts	2,962			70	706		2,534	324				880
4145	Radio-Television	200			33	2,000					2,000		233

CURRENT RESTRICTED FUNDS

Combined Statement of Revenue, Expenditures and Changes in Fund Balance
For Fiscal Year Ended June 30, 1993

RESTRICTED GIFTS

Acct#	Account Name	Fund Balance 7/1/92	Prior Year Adjust.	Endowment Earnings	STIP Earnings	Other Income	Transfers In (Out)	Salaries & Wages	Employee Benefits	Operating Expend.	Student Awards	Capital Expend.	Fund Balance 6/30/93
4146	Radio-Television/KUFM	111,647	(1,360)		3,897	311,801		104,685	17,134	120,592			183,574
4149	Law Dean's Discretionary	414			169	65,491		47,336	6,231	14,709			(2,202)
4150	Law Library	4,396	(14)		52	4,522			0			3,888	5,068
4151	Law/Cowley Endowment	9,824	91		153	8,659		7,000	1,115	7,639			2,973
4152	Law/J. W. Blankenbaker	18,731			533	2,375				3,081			18,558
4153	Ruder Award for Young Faculty	748			18								766
4154	Ex Fund Fac Reksten/Cushman	8											8
4155	Pharmacy	3,005			80	3,235	(2,000)	795	19	632			2,874
4157	Drexel Burnham Sec Inv Sympos.	9,227			269					20			9,476
4160	Bureau Business and Econ Res	5,321			155								5,476
4161	John P. Archer Memorial Fund	301			9	400					400		310
4164	Cobb Foundation Research	1				(1)							0
4165	Continuing Ed & Summer Prog	259			7					150			116
4167	Dousman, Ila B. Trust	1,397			33								1,430
4168	Carl Huie Memorial	1,340			45	512							1,897
4171	Legal Counsel Intern	29											29
4173	GFPR-KGPR-Donations	47,210			551	(863)				23,508			23,390
4175	Library Services	10,509			241	7,420		3,414	722	4,877		2,918	6,239
4176	Library/Acquisitions	13,936	(25)		350	443						3,772	10,932
4178	Ulvestad Trust/Income	8,238		1,896	254					1,117			9,271
4180	Japanese Language	2,328			33					63		2,213	85
4181	Maureen & Mike Mansfield Ctr	5,664	(552)		153	200,569		170,746	30,441	3,701			946
4182	Mansfield Ctr Libr Ethics	5,107	(93)		28	(2,000)						1,885	1,157
4183	Mansfield Ctr Libr Asia	6,966	(268)		18	2,900						8,236	1,380
4186	National Student Exchange	(3)	3										0
4187	Bill Nemeth Memorial Fund	17											17
4188	Enrichment Prog Foreign Std	152			4								156
4190	Health Service Gifts	616			15								631
4192	Schwan's Sales Enterprise	6,967			148	665							7,780
4193	Stella Duncan Mem Res Ins	653			113	36,442		22,231	4,346	10,005			626
4194	Tom Baxter Memorial Account	17								16			1
4195	Improvement of UM Grounds	10											10
4198	Wood Chem/Hoerner Waldorf	29,388			857								30,245
TOTAL RESTRICTED GIFTS		\$678,304	(\$5,108)	\$5,518	\$19,209	\$978,094	(\$4,600)	\$550,867	\$76,829	\$290,505	\$3,817	\$45,360	\$704,039

CURRENT RESTRICTED FUNDS

Combined Statement of Revenue, Expenditures and Changes in Fund Balance
For Fiscal Year Ended June 30, 1993

UM SCHOLARSHIPS & FELLOWSHIPS

Acct#	Account Name	Fund Balance 7/1/92	Prior Year Adjust.	Endowment Earnings	Investment Earnings	Private Grants	Allocations	Student Awards	Fund Balance 6/30/93
4410	Aber, William	\$1,167	\$	\$36	\$118	\$	\$	\$	\$1,321
4415	Anderson Zurmuehlen Co.	446			4			400	50
4418	Andrie, Eugene String Scholarship	3,430			94	40		200	3,364
4419	Anderson, Don	11,499		734	308			1,000	11,541
4421	Arthur Anderson Inc.	5				300		300	5
4422	Bennett, Philo S.	4,947		40	131			500	4,618
4425	Baldwin, Charles S.	875		34	16			400	525
4426	Blackfoot Book Award	1,965			96	1,500			3,561
4428	Beta Alpha Psi	510			4			500	14
4429	Blumenthal, Albert	7			1	243		250	1
4430	Bill Cody Scholarship	645			19				664
4431	Blegan Scholarship	6,514			180			300	6,394
4432	Blomgren, Dr. Paul B. Dean Emer	11			2	1,000		1,000	13
4434	Bonner, E. L.	782		226	22				1,030
4435	Buttrey, Jane	3,924			69	9,000		10,500	2,493
4436	Scripps Howard Foundation					1,500		1,500	0
4437	Burroughs Wellcome Co	2,523			80	1,500		1,500	2,603
4440	Bus. Admin. Faculty Scholarship	595			8	459		500	562
4441	Bue, Olaf G. Memorial	142		43	1			100	86
4443	Clark, E. F.	498		69	13			70	510
4445	Chaffin, Glen Memorial	122		34	4				160
4446	Craney, Connie	1,818			15			1,750	83
4447	Cobb Foundation Scholarship	839			30	1,500		1,500	869
4448	Class of 1904	223		27	6			101	155
4450	Clayborn, Elaine Memorial	788			22				810
4453	Dean's Scholarship	15			1	1,000		1,000	16
4455	Dean Stone	550			14	600		600	564
4457	Cahill, William P. Memorial	676		172	20				868
4458	Cargill Scholarship	1,059			8			1,000	67
4466	Donovan, Patrick L.	81							81
4469	Dufresne Foundation	3,436			142	3,500		2,000	5,078
4472	Duniway Book Award	107		14				50	71
4473	Dundas, Doris Memorial	1,415			38			100	1,353
4477	Fitz, Virginia M.	6,044		1,047	142			2,000	5,233
4487	Forestry Club - Foresters' Ball	(468)				468			0
4488	Farmers Insurance Group	2,012			57				2,069
4489	Franklin Computer Corp	2,229			59			500	1,788
4492	Geology Scholarships	8,251			99	979		6,568	2,761
4493	Jarvis, Kim	1,581			40	50		250	1,421
4494	Groene, John S.	6,506		172	73			1,500	5,251

CURRENT RESTRICTED FUNDS

Combined Statement of Revenue, Expenditures and Changes in Fund Balance
For Fiscal Year Ended June 30, 1993

UM SCHOLARSHIPS & FELLOWSHIPS

Acct#	Account Name	Fund Balance 7/1/92	Prior Year Adjust.	Endowment Earnings	Investment Earnings	Private Grants	Allocations	Student Awards	Fund Balance 6/30/93
4495	Graduate Scholarship	1,907			54				1,961
4496	Hamilton Misfeldt and Company	128			5	300		300	133
4498	Hashisaki, Joe Memorial	15,336			436	830		500	16,102
4501	Heisey Foundation	15,955			288	33,750		39,000	10,993
4502	Hellgate Post #27, Am Legion	1,025			35		500		1,560
4504	Helbing, A. T.	346		103	2			300	151
4505	Hileman, Sparky	326		39	9			40	334
4511	Champion International/Forestry	507			2	1,000		1,500	9
4512	Emma Hawk Briscoe Leadership	417		69	8	100		275	319
4518	Inch, Dr. Herbert	1,358		515	27			725	1,175
4520	Insurance Women of Missoula	4			22	250		250	26
4525	Johnson, Tom	1,378			17			75	1,320
4527	Journalism Miscellaneous	299				3,350	1,051	7,150	(2,450)
4528	Zonta Club-Karkanen, D. Memorial	29			17	1,400		500	946
4529	Kellogg, W. K.	6,873			196				7,069
4530	K-Mart Foundation	1,404			40				1,444
4532	Kohner, W. G.	1,803		255	48			250	1,856
4537	Lanstrum, Blanche/Dean Stone	312		94	5			200	211
4539	Law School Scholars	2,438			43	13,969		14,085	2,365
4540	Law, Peter Jonathan Memorial	431		17	12				460
4541	McBroom, Kenneth Andrew Memorial	4,040			112	100		230	4,022
4542	Lester, John	3,724			102			200	3,626
4543	Lewis, Joyce Anne	961		9	27				997
4544	Lewis, George and Jeanne	4,108			113			220	4,001
4545	Lagerlef, Anne Kathren	11,993			275			3,000	9,268
4548	MacDonald, Scott Memorial	12			3	650		650	15
4553	Maury, Lowndes	6,442			176			400	6,218
4557	Memorials-Miscellaneous/Fin Aids	806			45	1,458	(79)	745	1,485
4559	Charles Bailley and Co.	5			2	400		200	207
4564	Msla CPA Society	22				500		500	22
4565	Missoula Elementary Ed Assoc	4				350		350	4
4575	Missoula Music Teachers - Piano	1,983			54			100	1,937
4578	Montana Bankers Association	1,054			21	1,500		1,000	1,575
4581	Montana CPA Society	10				700		700	10
4585	Montana Congress P.T.A.	22							22
4588	Montana Journalism Directors	12							12
4589	Ntl. Assn. Geology Teachers	21				(21)			0
4599	Montana Power Company	1,542			24	1,500		1,500	1,566
4601	MT State Pharmaceutical Assoc				11	3,000		3,000	11
4612	Natl Assoc Of Accountants	10			4	1,000		1,000	14

CURRENT RESTRICTED FUNDS

Combined Statement of Revenue, Expenditures and Changes in Fund Balance
For Fiscal Year Ended June 30, 1993

UM SCHOLARSHIPS & FELLOWSHIPS

Acct#	Account Name	Fund Balance 7/1/92	Prior Year Adjust.	Endowment Earnings	Investment Earnings	Private Grants	Allocations	Student Awards	Fund Balance 6/30/93
4613	Music School Scholarship	17,538			454	6,500		5,150	19,342
4614	NACDS Scholarship	1,431			20	1,250		1,250	1,451
4617	Norvelle Lee Speech Scholarship	3,369		172	97				3,638
4620	O'Neill, Robert Memorial	284			8				292
4621	O'Rourke, Arthur W.	676		34	13			350	373
4623	Perry, Lawrence	2,719			73			200	2,592
4624	KPMG Peat Marwick	1,439			19	1,400		1,400	1,458
4625	Pacific NW Newspaper Assoc	1							1
4629	Outstanding Law Student	786			27	203		350	666
4630	Pharmacy School General	939			30	1,750		1,750	969
4632	Physical Therapy Awards				200				200
4635	Pope, William R.	10,591			310	917			11,818
4641	Presser Foundation	1,748			14	1,500		1,500	1,762
4642	Quesenberry Scholarship	100				100		100	100
4645	Floyd L. Reich Scholarship	2,828			81				2,909
4648	Rochin, C. R.	2,736			82	3,000		1,000	4,818
4650	Rhodes Scholar Scholarship	814			23				837
4651	Richard Solberg Scholarship	1,497			43				1,540
4658	Ryman, J. H. T.	18,690		1,232	474			2,500	17,896
4660	Stuftt, Wm. Scholarship	22			3	1,500		1,500	25
4661	Shafizadeh, Fred Memorial	13,295			377			500	13,172
4662	Schoknecht, Julia	174			6	500		500	180
4663	Severy, J. W.	422		16	12				450
4664	Silent Sentinel Teacher Award	6,641			191	919		561	7,190
4665	Shirley, Richard	217		56	5			100	178
4666	Steele-Reese Foundation	30					(30)		0
4668	S M E N C Scholarship	385			6	180		300	271
4671	Theta Sigma Phi Journalism	33		40				100	(27)
4672	Thompson, Silas R.	1,231		172	35			50	1,388
4673	UM Advertising Club	5							5
4674	UM Alumni/San Diego Chapter	2,896			42			2,000	938
4675	UM Mainland Chinese Scholarship	36							36
4677	UM Rodeo Scholarship	434			12				446
4678	U of M Staff Scholarship	1,713			45	844		1,000	1,602
4679	UM Alumni: Seattle Chapter	36					(36)		0
4680	University Teachers Scholarship	135			5				140
4681	Vocational Resources Scholarship	12			1	300		300	13
4682	Waters, Charles	271		13	8				292
4692	Watkins, Gordon, & Anna	28,166		12,137	253			29,250	11,306
4695	Wiegenstein, Julius, Anna/Bio Sci	5							5

CURRENT RESTRICTED FUNDS

Combined Statement of Revenue, Expenditures and Changes in Fund Balance

For Fiscal Year Ended June 30, 1993

UM SCHOLARSHIPS & FELLOWSHIPS

Acct#	Account Name	Fund Balance 7/1/92	Prior Year Adjust.	Endowment Earnings	Investment Earnings	Private Grants	Allocations	Student Awards	Fund Balance 6/30/93
4696	Wilson, Michael Lee Memorial	11,101			320	500		300	11,621
4697	Wolverton, Jeanne & Van Scholarshi	1,027			7			1,000	34
4741	Buckhahn, R. A. Memorial	883		125	24			130	902
4742	Bullock James I. Memorial Award	35				365		400	0
4743	Callahan, Mark Memorial	217		40	2			200	59
4748	Chemistry Faculty	2,983			85			75	2,993
4755	Crane Fund Widows & Children	9,540			293	2,400		900	11,333
4790	Galusha, Higgins and Galusha	47			6	1,025		1,000	78
4794	Gebhart, Dr. J. W.	413		19	10				442
4803	Greene, Chris	705		103	19			75	752
4815	Hetler Scholarship	1,885			53			50	1,888
4824	Kennedy, B.	698		102	19	56		100	775
4829	Lennes	3,416		90	98				3,604
4890	Left-hand, Peter	3,171			97	400			3,668
TOTAL UM SCHOLARSHIPS & FELLOWSHIPS		\$327,282	\$0	\$18,100	\$8,173	\$115,334	\$1,406	\$172,825	\$297,470

CURRENT RESTRICTED FUNDS

Combined Statement of Revenue, Expenditures and Changes in Fund Balance
For Fiscal Year Ended June 30, 1993

FINANCIAL AID SOURCES FROM FEDERAL AND STATE

Entity #	Entity Name	Fund Balance 7/1/92	Prior Year Adjust.	State Programs	Federal Programs	Institution Match	Admin Expend.	Student Awards	Fund Balance 6/30/93
32103	College Work Study	\$	\$93	\$	\$770,957	\$	\$65,106	\$705,944	\$0
32104	SEOG			41,091	249,587	2,953		293,631	0
32105	SSIG			55,895	43,594			99,489	0
32107	Pell Grant Program		(9,478)		5,337,169		15,755	5,311,936	0
TOTAL FINANCIAL AID SOURCES FROM FEDERAL AND STATE		\$0	(\$9,385)	\$96,986	\$6,401,307	\$2,953	\$80,861	\$6,411,000	\$0

CURRENT RESTRICTED FUNDS

Combined Statement of Revenue, Expenditures and Changes in Fund Balance
For Fiscal Year Ended June 30, 1993

THE BANDY RANCH

Acct#	Account Name	Fund Balance 7/1/92	Prior Year Adjust.	Sales	Other Income	Salaries & Wages	Employee Benefits	Operating Expend.	Capital Expend.	Fund Balance 6/30/93
4046	The Bandy Ranch	\$4	\$	\$59,358	\$2,914	\$28,245	\$5,912	\$12,608	\$	\$15,511
	TOTAL BANDY RANCH	\$4	\$0	\$59,358	\$2,914	\$28,245	\$5,912	\$12,608	\$0	\$15,511

CURRENT RESTRICTED FUNDS

Combined Statement of Revenue, Expenditures and Changes in Fund Balance
For Fiscal Year Ended June 30, 1993

ATHLETIC SCHOLARSHIPS

Acct#	Account Name	Fund Balance 7/1/92	Prior Year Adjust.	Endowment Earnings	Private Grants	Allocations	Transfers In (Out)	Student Awards	Fund Balance 6/30/93
4424	Badgley, Kirk	\$500	\$	\$	\$	\$	\$	\$	\$500
4442	Caras, James K.	572		92					664
4981	General Athletic Scholarships	6,295			430,250	(437,958)	16,000	5,849	8,738
4986	Basketball - Men's				1,000	50,115		51,115	0
4987	Football - Men's					235,143		235,143	0
4988	Track/Cross Country - Men's					16,892		16,892	0
4990	Tennis - Men's					5,259		5,259	0
4993	Basketball - Women's	1,012			6,000	56,471		63,483	0
4994	Volleyball - Women's					51,043		51,043	0
4995	Track/Cross Country - Women's					21,018		21,018	0
4998	Tennis - Women's					2,017		2,017	0
TOTAL ATHLETIC SCHOLARSHIPS		\$8,379	\$0	\$92	\$437,250	\$0	\$16,000	\$451,819	\$9,902

CURRENT RESTRICTED FUNDS

Combined Statement of Revenue, Expenditures and Changes in Fund Balance
For Fiscal Year Ended June 30, 1993

UM FOUNDATION SCHOLARSHIPS

Acct#	Account Name	Fund Balance 7/1/92	Private Grants	Student Awards	Fund Balance 6/30/93
4451	Craighead, Kate Johnson	\$50	\$1,050	\$1,100	\$0
4456	Cremer, Edward A. Environmental		200	200	0
4483	Fell-Oskins	50	6,700	6,200	550
4693	Wicks, Thomas Jr. Memorial	100	1,550	1,650	0
4703	Ostby, Raymond & Natha		1,000	1,000	0
4704	Soroptimist International		1,900	1,900	0
4705	Steele-Reese Foundation	2,077	5,451	2,500	5,028
4706	Sappenfield Scholarship		500	500	0
4707	Acher, John P.	150	1,000	1,150	0
4709	Alkire-Rutherford Scholarship		750	750	0
4710	Ames, Walter Memorial		850	700	150
4711	Anderson, Professor Robert	33	200	233	0
4712	Anderson, J. M. Memorial Fund	2,150	800	1,500	1,450
4713	Anonymous For Girls	81	319	400	0
4715	Corette, Robert D.		250	250	0
4716	Erickson, Ron & Nancy			1,000	(1,000)
4717	Grebeldinger, Susan K		750	750	0
4719	Indian Law Students Fund		1,200	1,200	0
4720	Angland, E. C. Memorial		150	150	0
4721	Karlin, Jules A		2,000	2,000	0
4722	Beebe, Margaret Scherf		300	300	0
4723	Bergan, Knute W.	538	11,762	10,588	1,712
4724	Baird, Alva C. Memorial	250	300	275	275
4725	Barry, E. Scholarship		550	550	0
4727	Bennett, Edward E.	1,550	450	2,000	0
4728	MT State Pharmaceutical Assoc	334	816	1,150	0
4729	O'Dell, John S.		350	350	0
4730	Bierman Endowment Scholarship	3,496	2,662	4,758	1,400
4731	Billings, Patricia & Harry		1,000	1,000	0
4732	Blake, Ronald and Julia	18	22,282	22,300	0
4733	Boldt, Judge George		400	400	0
4734	Boone, William T.	850	1,000	1,850	0
4735	Boyer, Alan L.	2,204	1,796	2,800	1,200
4736	Briggs, Edwin		400	400	0
4737	Bright Memorial Fellowship	50	6,800	6,800	50
4738	Briscoe - Gray		800	800	0
4739	Carleton, Linus	978	122	800	300
4740	Bucklew, Neil Presidential Service		1,000		1,000
4744	Coombs, Richard/Alumni		500		500
4746	Castle Brothers	434	1,816	2,200	50
4749	Clark, Fay G. Memorial	600	250		850

CURRENT RESTRICTED FUNDS

Combined Statement of Revenue, Expenditures and Changes in Fund Balance
For Fiscal Year Ended June 30, 1993

UM FOUNDATION SCHOLARSHIPS

Acct#	Account Name	Fund Balance 7/1/92	Private Grants	Student Awards	Fund Balance 6/30/93
4750	Community Medical Center		450	450	0
4751	Christiansen, Harold		500		500
4752	Coffee, Sidney S.	184	2,316	2,500	0
4753	Fifth Year Junior College	400	1,100	400	1,100
4754	Colton, Tom & Elizabeth		500	500	0
4756	Craighead, Edwin Boone	1,050	150	1,000	200
4757	Davis, Vidah V.		900	900	0
4758	Davis, Kenneth Scholarship		350	350	0
4759	Delaney, Ted		1,000	1,000	0
4760	Dawson, B. & B. Memorial	150	3,350	3,250	250
4761	Alexander & Virginia Dean	1,434	1,916	2,850	500
4762	Datsopolis, Dino		1,000	1,000	0
4763	Elge, Frances		600	600	0
4764	Ephron Award in Modern Languages	150	250		400
4765	Ephron Award in Classics	397	253	500	150
4766	Dragstedt, C. R.	500			500
4767	Evert, Noral Staael		500	500	0
4768	Erasmus Scholarship	10,121	37,787	47,072	836
4769	Dejarnette, G M "Monk"		250		250
4770	Excellence Fund	3,485	10,846	11,234	3,097
4772	Environmental Resource & Analysis		1,000		1,000
4774	Forestry Misc. Scholarships		1,250	1,250	0
4775	Forestry Alumni Memorial		750	750	0
4776	Fox Foundation	24,782	44,468	51,557	17,693
4777	Folland, Evelyn Lindblad	333	167	250	250
4778	Fields, Ralph & Hulda		20,000	20,000	0
4779	Farris, Martin & Rhoda		425	425	0
4780	Frontier Writing		350	2	348
4781	Norwood, Pat Memorial		250	125	125
4782	Nygaard, Pat Memorial		1,500	1,500	0
4783	Frost, Marjorie		2,050	2,050	0
4784	Hoback, Louise Voorhees		350	350	0
4786	Hom, Margret A. - Alumni		150	150	0
4787	Fullam, Minnie S. - M. U. N.	1,680	2,120	1,700	2,100
4788	Mason, David & Helen		250	250	0
4789	Green, John J.	375	625	1,000	0
4791	Gates, Russell Memorial Award		550	550	0
4793	Knoblock, Dr. Linda P.		550	550	0
4795	Hileman Family Scholarship	100	600	700	0
4796	Kim Williams Graduate Fellowship	1,650	3,300	2,500	2,450
4797	Gerard, Summer	175	825	1,000	0

CURRENT RESTRICTED FUNDS

Combined Statement of Revenue, Expenditures and Changes in Fund Balance
For Fiscal Year Ended June 30, 1993

UM FOUNDATION SCHOLARSHIPS

Acct#	Account Name	Fund Balance 7/1/92	Private Grants	Student Awards	Fund Balance 6/30/93
4798	Jestrab-Chaffee, Elizabeth	50	5,850	5,300	600
4799	Gordon, Riki Scholarship Fund		350	250	100
4800	Karlin, Jules		500	500	0
4801	Gleed, Bernice	50	5,250	4,800	500
4802	Gordon, Clancy Environmental	350	650	1,000	0
4804	Gute, Donald		1,000	1,000	0
4806	Greenberger, Dr. & Mrs. Morton	275	775	1,050	0
4807	Bill Greenwald Scholarship		700	700	0
4808	Hammond	8,500	12,900	21,200	200
4809	Harrington Scholarship	705	11,595	10,500	1,800
4810	Harris, George & Laurine	334	1,000	1,334	0
4811	Haynes, Isabelle	8,415	11,985	18,034	2,366
4812	Harrison, Pat Memorial		3,500	3,500	0
4813	Hanson, Norman Legal Writing		100	100	0
4814	Hancock-Davidson Woodward		350	350	0
4816	Herbig, Cynthia Public Service	50	200	250	0
4817	Herbig, Helen & Cynthia - String	50	250	300	0
4818	Holder, Marie	850	1,000	1,850	0
4819	Holmes-McDowell Scholarship		950	950	0
4820	Hugo, Richard Memorial	600	1,400	2,000	0
4822	Kappa Alpha Theta	917	933	1,850	0
4823	Kelly, Vivian Troop Memorial	700	900	1,600	0
4825	Karlberg, Karl R.	450	1,200	1,650	0
4826	Kilbourne, James		500	250	250
4827	Lassise, Joyce Merit		600	600	0
4828	Leaphart, Dean Charles W.	300	150	450	0
4830	Hamilton, Edith	84	216	250	50
4831	Loble, Judge Lester H.		550	550	0
4832	Lord, Melvin & Myrtle	351	949	1,300	0
4833	Hunton, Eugene R. & Louise A.		300	300	0
4834	Kappa Kappa Gamma Scholarship		600		600
4835	Mahoney, Mary Pat		350	250	100
4837	Lee Enterprises Native American	800	2,200	2,000	1,000
4839	McCulloh, Albyn F.		3,600	3,600	0
4840	McNamer, Burke Memorial		500	500	0
4841	Long Brothers Scholarship	1,550	3,800	4,150	1,200
4843	Lind, John D.		500	500	0
4844	Madden, Josie		950	950	0
4845	McLean, Clark Memorial Award	300		300	0
4846	Merriam, Doris F.	150	250	400	0
4847	Merriam, Alan D. Scholarship		600	600	0

CURRENT RESTRICTED FUNDS

Combined Statement of Revenue, Expenditures and Changes in Fund Balance
For Fiscal Year Ended June 30, 1993

UM FOUNDATION SCHOLARSHIPS

Acct#	Account Name	Fund Balance 7/1/92	Private Grants	Student Awards	Fund Balance 6/30/93
4848	Lucas, Anna Marie	88	500	588	0
4849	Mikalsen Scholarship	4,317	4,683	9,000	0
4850	Milburn, Gen. Frank		3,000	3,000	0
4851	Miller, Earl L.	134	866	750	250
4852	Myre-McGaugh Journalism	684	216	900	0
4853	Miles, Lulu L.	1,466	5,284	5,550	1,200
4854	Nagle, Russell H.		1,400	1,400	0
4855	Montgomery, George	1,500	3,000	2,500	2,000
4856	Morgan, Robert S. Memorial		800	800	0
4857	Miller, Justin		450	450	0
4858	Morningstar, Katherine L. Trad	900	2,450	2,900	450
4859	Morningstar, Katherine L. Non-Trad		2,250	2,250	0
4860	Miller, Ronald E.	221	1,179	1,400	0
4861	Old Person, Earl		5,000	5,000	0
4862	Orlich, Donald & Patricia		500	500	0
4864	MT State Federation of Black Women		200	200	0
4866	Morris, Melvin S. Award		1,500	1,500	0
4867	Mu Deuteron - Phi Sigma Kappa	575	1,275	1,850	0
4869	Morton, Bertha	51	35,649	32,000	3,700
4870	Mulroney, Thomas E.		700	700	0
4872	Mooney, Guy Journalism		150	150	0
4873	Nelson, Carl & Bella	266	2,884	3,150	0
4875	Neal, R. - Missoula Lion's Club		450	450	0
4876	Olson, Helen J. Scholarship	1,800	1,050	2,850	0
4877	Pealow, Harry & Mollie Abshire	333	2,367	1,350	1,350
4878	Myrick-Hansen		350	350	0
4879	On, Danny		400	400	0
4880	UM Rodeo Club	1,000	9,000	5,707	4,293
4881	Sargent, Leonard & Sandy		500	500	0
4882	Paris, Candy Scholarship	141	7,559	7,030	670
4883	Plum Creek Lumber	250			250
4884	Papich, Michael J. Scholarship	166	334	500	0
4885	Perkins, John S.		1,350	1,350	0
4886	Ruder Scholarship		500	500	0
4887	Presidential Leadership		53,647	48,750	4,897
4888	Rector, Olive M.	4,450	9,350	11,768	2,032
4889	Pray, Charles N.		750	750	0
4891	Robertson, Alan D Memorial		500	500	0
4892	Riechel, Wade	434	1,716	2,150	0
4894	Salinas Memorial Scholarship		200	200	0
4895	Rolando, Richard		500	500	0

CURRENT RESTRICTED FUNDS

Combined Statement of Revenue, Expenditures and Changes in Fund Balance
For Fiscal Year Ended June 30, 1993

UM FOUNDATION SCHOLARSHIPS

Acct#	Account Name	Fund Balance 7/1/92	Private Grants	Student Awards	Fund Balance 6/30/93
4897	Shults, D. J. - Journalism	2,038	1,012	2,000	1,050
4898	Shults, Dosia J.		600	600	0
4899	SAE - D. J. Shults		2,800		2,800
4900	Orchard, Kate	400	100	500	0
4903	Skari, Carman M.		300	300	0
4904	Sheridan, Leslie M. - Alumni	450	500	950	0
4906	Snyder		350	300	50
4907	Sullivan, John D.	50	550	600	0
4908	Symmes, Weymouth		200	200	0
4909	Snyder/Perry/Coyle		150	150	0
4910	Rittenour, Clifford & Jimmie	300	2,200	1,300	1,200
4911	Spaulding, T. Memorial	50	900	950	0
4912	Stark, Kate & Russell F.	583	3,367	2,733	1,217
4913	Truman Finalist Award		500	500	0
4914	Sullivan, Dean Robert E.		1,000	1,000	0
4915	Tebbe, Charles Forestry		400	400	0
4916	Smith, Roderick		20,000	19,800	200
4918	MaClay - Streit Scholarship		300	300	0
4919	Van Bremer		4,500	4,500	0
4920	Vaughn Family	4,530	3,000	7,530	0
4921	Waldron, Maud & Grover		500	500	0
4922	Pengelly, Les			750	(750)
4923	Smith, Judge Russell & Mary		250		250
4924	Weigenstein, J & A Chem		800	800	0
4925	Weigenstein, J & A DBS		400	400	0
4926	Wright, Ralph S.		500	500	0
4927	Mt Power Company		750	750	0
4929	Wheeler, Senator Burton K.		700	700	0
4930	Wilson, Vince Scholarship		350	350	0
4931	Kolstad, Kenneth Memorial		500	500	0
4932	Rhinhart, Naseby Endowed Schlsip		9,150	9,150	0
4933	Williams, Shelton R.	887	1,050	654	1,283
4934	Wilson, Neil S.	650	1,250	1,900	0
4935	D.R. Washington Scholarship		2,000	1,000	1,000
4936	Wood, Clyde Memorial		350		350
4937	Msla Adv & Marketing Schol		500	300	200
4938	Wedum, James W.	190	10,410	9,680	920
4939	Zeman, May Carol Scholarship	100	700	600	200
4940	Phillips, Alice	2,165	2,735	4,900	0
4941	Powers, Dorothy Rochon	100	1,425	1,500	25
4942	Parker, Christopher Award	75	325	400	0

CURRENT RESTRICTED FUNDS

Combined Statement of Revenue, Expenditures and Changes in Fund Balance
For Fiscal Year Ended June 30, 1993

UM FOUNDATION SCHOLARSHIPS

Acct#	Account Name	Fund Balance 7/1/92	Private Grants	Student Awards	Fund Balance 6/30/93
4943	Phi Sigma Kappa Scholarship	100	200	150	150
4945	Williams, Pat Scholarship		400	400	0
4946	Northey, Dorcas Keach		250	200	50
4948	Wallace - Science Fair	1,334	666	1,000	1,000
4949	Ferguson, Mary Elrod		4,382	1,782	2,600
4950	Shopko Corp. Scholarship		2,000	1,000	1,000
4951	Wilson, Scotty & Brenda Farrell		400	400	0
4956	Wallace - Fine Arts		2,000	2,000	0
4959	Chinske, Edward E. - Alumni	150		150	0
4960	Garess, Marion		500	500	0
4961	Reed, Bess - M.U.N.	550	(120)		430
4962	Staffanson, Julia H.	125	500	625	0
4975	Stoll, Gertrude Cope		300		300
TOTAL UM FOUNDATION SCHOLARSHIPS		\$122,393	\$560,788	\$592,534	\$90,647

STUDENT LOAN FUNDS

	Page
Balance Sheet	5.01
Combined Statement of Revenue, Expenditures and Changes in Fund Balance for:	
The University of Montana Student Loan Funds	5.02
Statement of Revenue, Expenditures and Changes in Fund Balance	5.03

STUDENT LOAN FUNDS

Balance Sheet

June 30, 1993

	Perkins/National Direct Student Loan Fund	The University of Montana Student Loan Fund	Total for All Student Loan Funds
ASSETS:			
Cash:			
Cash in State Treasury	\$81,913	\$20,679	\$102,592
Cash on Hand and in Trustee Bank	1,389		1,389
Total Cash	\$83,302	\$20,679	\$103,981
Investments	\$440,000	\$330,000	\$770,000
Accounts Receivable:			
Accounts Receivable	\$	\$36	\$36
Receivable from State Government	1,070	275	1,345
Total Accounts Receivable	\$1,070	\$311	\$1,381
Notes Receivable:			
Short-term Notes Receivable	\$	\$47,297	\$47,297
Long-term Notes Receivable	5,582,172	156,517	5,738,689
Allowance for Doubtful Accounts	(173,845)	(4,058)	(177,903)
Total Notes Receivable	\$5,408,327	\$199,756	\$5,608,083
TOTAL ASSETS	\$5,932,699	\$550,746	\$6,483,445
LIABILITIES AND FUND BALANCE:			
Liabilities:			
Accounts Payable	\$19	\$	\$19
Vouchers Payable		58	58
Due to Federal Government	193		193
Total Liabilities	\$212	\$58	\$270
Fund Balance:			
U.S. Government Grants Refundable	\$5,273,322	\$	\$5,273,322
University Restricted	659,165	497,137	1,156,302
University Unrestricted		53,551	53,551
Total Fund Balance	\$5,932,487	\$550,688	\$6,483,175
TOTAL LIABILITIES AND FUND BALANCE	\$5,932,699	\$550,746	\$6,483,445

STUDENT LOAN FUNDS

Combined Statement of Revenues, Expenditures and Changes in Fund Balance
For Fiscal Year Ended June 30, 1993

THE UNIVERSITY OF MONTANA STUDENT LOAN FUNDS

Account Name	Fund Balance 7/1/92	Interest Collected on Loans	Interest Collected on Investments	Gifts & Donations	Institutional Match	Public Health Service	Transfers In (Out)	Collection Expend.	Allowance Adjustment	Fund Balance 6/30/93
Alumni Emergency	\$5,413	\$114	\$	\$	\$	\$	\$	50	\$113	\$5,364
ASUM	43,765	1,006	664					58	376	45,001
Associated Women Students	443	5							(1)	449
Class of 1923	91	1							(1)	93
Forestry Club	53,203	74	1,516						(95)	54,888
U of M General	352	4							5	351
Law School Emergency	27,771	422	597					591	(596)	28,795
Burroughs Welcome	42,066	40	1,202						21	43,287
Kellogg	6,056	48	96						(28)	6,228
Kappa Psi	358		10							368
Montana Bankers	1,660		58							1,718
Argo Memorial	569	12							6	575
Rotary Club	565	12							(118)	695
Law-Charlotte Russell	4,836		168							5,004
Western Montana Medical Assoc.	1,853	1	43						10	1,887
Glen Smith Memorial	1,378		43							1,421
Henry Strong	41,499	486	770	10,000				(159)	387	52,527
Law School Longterm	134,503	661	2,249	850				279	(88)	138,072
Law-Gordon R. Hickman	4,267	22	45						11	4,323
Law-A.K. Smith Memorial	14,836			7,500					243	22,093
Phoenix Club	772	33	1					1	(12)	817
The UM Short Term Fund	100,275	197	3,225				2,800		(34)	106,531
Loans for Disadvantaged Students	4,351				2,585	23,265				30,201
United Student Aid	19,000						(2,800)		16,200	0
TOTAL THE UNIVERSITY OF MONTANA STUDENT LOAN FUNDS	\$509,882	\$3,138	\$10,687	\$18,350	\$2,585	\$23,265	\$0	\$820	\$16,399	\$550,688

STUDENT LOAN FUNDS

Combined Statement of Revenue, Expenditures and Changes in Fund Balance
For Fiscal Year Ended June 30, 1993

	Perkins/National Direct Student Loan Fund	The University of Montana Student Loan Fund	Total for All Student Loan Funds
REVENUE AND OTHER ADDITIONS:			
Interest and Recoveries on Loans:			
Interest on Notes Receivable	\$141,218	\$3,138	\$144,356
Late Charges on Notes Receivable	14,677		14,677
Total Interest & Recoveries on Loans	\$155,895	\$3,138	\$159,033
Gifts and Donations		18,350	18,350
Cancellation Reimbursement	20,910		20,910
Federal Capital Contributions	99,920	23,265	123,185
Institutional Matching	11,109	2,585	13,694
Interest on Investments	11,155	10,687	21,842
Interest on Cash in Trustee Bank	1,454		1,454
TOTAL REVENUE AND OTHER ADDITIONS	\$300,443	\$58,025	\$358,468
EXPENDITURES AND OTHER DEDUCTIONS:			
Cancellations:			
Military and Teacher Cancellations	\$30,956	\$	\$30,956
Death, Disability & Bankruptcy Canc.	19,934		19,934
Law Enforcement Cancellation	338		338
Total Cancellations	\$51,228	\$	\$51,228
Defaulted Loans Assigned to U.S. Government	138,447		138,447
Due Diligence Write Offs	565		565
Administrative Cost	47,431		47,431
Collection Costs	973	820	1,793
Allowance for Doubtful Accounts	12,962	16,399	29,361
TOTAL EXPENDITURES & OTHER DEDUCTIONS	\$251,606	\$17,219	\$268,825
TRANSFERS IN (OUT):			
Non-Mandatory Restricted Transfer	\$	\$	\$0
Mandatory Unrest. Alloc. to Loan Funds			0
TOTAL TRANSFERS	\$0	\$0	\$0
Net Increase (Decrease) to Fund Balance	\$48,837	\$40,806	\$89,643
Fund Balance at Beginning of Year	\$5,883,650	\$509,882	\$6,393,532
Fund Balance at End of Year	<u>\$5,932,487</u>	<u>\$550,688</u>	<u>\$6,483,175</u>

ENDOWMENT FUNDS & FUNDS FUNCTIONING AS ENDOWMENTS

	Page
Statement of Changes in Fund Balance	6.01

ENDOWMENT FUNDS & FUNDS FUNCTIONING AS ENDOWMENTS

Combined Statement of Revenues, Expenditures and Changes in Fund Balance

For Fiscal Year Ended June 30, 1993

			1992-93		
	Fund		Fund	Endowment Income	Received
Account Name	Balance	Net Change	Balance	to Current	by
	7/1/92		6/30/93	Restricted Funds	Acct#
ENDOWMENT FUNDS					
Educational:					
Dixon, W.W. Law Professor & Library Books	\$85,250	(\$12,838)	\$72,412	\$5,363	6952
Phillips, Paul Chrisler Memorial Collection	12,500		12,500	973	6956
Ryman, J.H.T. Economics & Sociology Library	7,500		7,500	257	6958
Total Educational	\$105,250	(\$12,838)	\$92,412	\$6,593	
Non-Educational:					
Aber, W.M. Oratory	\$1,050	\$	\$1,050	\$36	4410
Anderson, Don-Journalism	21,384		21,384	734	4419
Baldwin, Charles S. Scholarship	1,000		1,000	34	4425
Bennett, Phila-S.-Essay	1,175		1,175	40	4422
Bonner, E.L.	6,570		6,570	226	4434
Bronson, William E. Memorial	1,000		1,000	34	4086
Buckhahn, R.A. Memorial-Forestry	3,643		3,643	125	4741
Bue, Olaf J.-Journalism	1,250		1,250	43	4441
Cahill, William P. Memorial	5,016		5,016	172	4457
Callahan, Mark Memorial-Bus. Admin.	1,152		1,152	39	4743
Chaffin, Glen Memorial-Journalism	988		988	34	4445
Clark, Earl Scholarship-Forestry	2,000		2,000	69	4443
Class of 1904	800		800	27	4448
Duniway, Pres. C.S.-Honor Scholarship-Books	400		400	14	4472
Fell Oskins Scholarship	103,877		103,877		
Gebhart, Dr. J.W. Botany	558		558	19	4794
Green, Chris Scholarship	2,999		2,999	103	4803
Groene, M.C.	5,000		5,000	172	4494
Helbing Memorial	3,000		3,000	103	4504
Hileman, Robert I. Memorial Scholarship	1,150		1,150	39	4505
Home Economics Leadership Scholarship	2,000		2,000	69	4512
Inch, Herbert	15,000		15,000	515	4518
Kennedy, Bob Scholarship	2,999		2,999	103	4824
Kohner, William G.-Forestry	7,425		7,425	255	4532
Lanstrum, Blanche Coppo	2,750		2,750	94	4537
Lennes-Mathematics	2,645		2,645	91	4829
Lewis, Joyce Annie Memorial	251		251	9	4543
Norvelle Lee Speech Scholarship	5,000		5,000	172	4617
O'Rourke, Arthur W. Scholarship	1,000		1,000	34	4621
Peter Jonathan Law Memorial Scholarship	500		500	17	4540
Ryman, J.H.T. Economics & Sociology	35,877		35,877	1,232	4658
Severy, J.W.-Botany	467		467	16	4663
Shirley, Richard Memorial-Journalism	1,625		1,625	56	4665
Theta Sigma Phi - Journalism	1,164		1,164	40	4671
Thompson, Silas R. Jr.-Forestry	5,000		5,000	172	4672
UM Foundation Academic Scholarship Fund	435,643		435,643		
Waters, Charles Award-Botany	365		365	12	4682
Watkins, Anna D. & Gordon S. Scholarship	353,537		353,537	12,137	4692
Wilson, Leslie-Forestry Gift Account	10,428		10,428	358	4136
Caras, James-Athletics	1,540		1,540	92	4442
Murphy, William L. Trust-Law	325,196	(4,233)	320,963	24,782	6954
Total Non-Educational	\$1,374,424	(\$4,233)	\$1,370,191	\$42,319	
TOTAL ENDOWMENT FUNDS	\$1,479,674	(\$17,071)	\$1,462,603	\$48,912	
FUNDS FUNCTIONING AS ENDOWMENTS					
Fitz Estate - Pres. Gift Account	\$87,664	\$	\$87,664	\$3,140	4006
Fitz, Virginia M. Scholarship	29,221		29,221	1,047	4477
Fligelman Endowment	2,500		2,500	90	4097
Ulvestad Trust	52,928		52,928	1,896	4178
TOTAL FUNDS FUNCTIONING AS ENDOWMENTS	\$172,313	\$0	\$172,313	\$6,173	
TOTAL ALL ENDOWMENT FUNDS	\$1,651,987	(\$17,071)	\$1,634,916	\$55,085	

PLANT FUNDS

	Page
Combined Balance Sheet	7.01 - 7.02
Statement of Plant Fund Resources and Application of Resources	7.03 - 7.04
Combined Statement of Revenue, Expenditures and Changes in Fund Balance for:	
Retirement of Indebtedness Revenue Accounts	7.05
Retirement of Indebtedness	7.06
Unexpended Plant	7.07
Renewal & Replacement	7.08 - 7.13
Auxiliary Renewal & Replacement	7.14 - 7.15
Facilities Services Renewal & Replacement	7.16
Schedule of Notes Payable	7.17
Schedule of Revenue Bonds Outstanding	7.18 - 7.19
Balance Sheet and Combined Statement of Additions, Deletions and Changes in Fund Balance for:	
Net Investment in Plant	7.20 - 7.21

PLANT FUNDS
Combined Balance Sheet
June 30, 1993

	<u>Unexpended Plant</u>	<u>Renewal & Replacement</u>	<u>Auxiliary Renewal & Replacement</u>	<u>Facilities Services Renewal & Replacement</u>
ASSETS:				
Cash	\$226,841	\$454,535	\$311,958	\$150,258
Interest Receivable	24,133		7,588	
Accounts Receivable	37,647	163		
Allowance for Doubtful Accounts				
STIP Investments	1,221,000	1,125,800	836,500	179,000
Investments Admin. by Agencies			468,449	
L-T Investments			50,117	
Construction Advances				
Prepaid Expenses				
Work-In-Process	682,033	404,478	249,627	157,672
TOTAL ASSETS	<u>\$2,191,654</u>	<u>\$1,984,976</u>	<u>\$1,924,239</u>	<u>\$486,930</u>
 LIABILITIES AND FUND BALANCE:				
Bonds/Interest Payable	\$	\$	\$	\$
Accrued Expenditures/ Accounts Payable	79,872	32,433	70,474	27,378
Deferred Revenue	17,329	17,330		
Fund Balance	2,094,453	1,935,213	1,853,765	459,552
TOTAL LIABILITIES AND FUND BALANCE	<u>\$2,191,654</u>	<u>\$1,984,976</u>	<u>\$1,924,239</u>	<u>\$486,930</u>

Building Fee Debt Account	Series 1985 Auxiliary Rev Acct	1985 A & B Bond Series	1987 A & B Bond Series	Defeased Bond Indentures	TOTAL
\$55,097	\$1,672,656	\$10,363	\$9,065	\$60	\$2,890,833
		4,329	580,484		616,534
					37,810
					0
43,000	780,500	100,000			4,285,800
		153,065	532,240		1,153,754
		237,998	626,376		914,491
					0
			836,913		836,913
					1,493,810
<u>\$98,097</u>	<u>\$2,453,156</u>	<u>\$505,755</u>	<u>\$2,585,078</u>	<u>\$60</u>	<u>\$12,229,945</u>

\$	\$	\$1,157,389	\$98,981	\$	\$1,256,370
----	----	-------------	----------	----	-------------

210,157

37,189

71,848

60,908

2,453,156

(651,634)

2,486,097

60

10,691,570

\$98,097

\$2,453,156

\$505,755

\$2,585,078

\$60

\$12,229,945

PLANT FUNDS

Statement of Plant Fund Resources
For Fiscal Year Ended June 30, 1993

	Sales & Production	Student Fees	Other Income	Investment Income	Allocations Within Fund
RETIREMENT OF INDEBTEDNESS:					
1985/88 CHE Pooled Equipment Bonds	\$	\$	\$	\$14,448	\$
1985 Bond Series A & B				34,925	1,183,420
1987 A & B Improve. Revenue Bonds				181,399	160,903
Defeased Bond Indentures					
REVENUE ACCOUNTS:					
Student Building Fees		870,645		18,686	(382,473)
1985 Series Auxiliary Rev Accts				54,923	(961,850)
UNEXPENDED PLANT					
		549,724	569,734	45,551	
RENEWAL & REPLACEMENT:					
Renewal & Replacement	14,767	396,509	284,858	35,213	(29,063)
Auxiliaries R & R				46,028	14,490
Facilities Services R & R				5,719	14,573
TOTAL RESOURCES	\$14,767	\$1,816,878	\$854,592	\$436,892	\$0

Statement of Plant Fund - Application of Resources
For Fiscal Year Ended June 30, 1993

	Salaries & Benefits	Contracted Services	Supplies & Materials	Repair & Maintenance	Equipment
RETIREMENT OF INDEBTEDNESS:					
1985/1988 CHE Pooled Equipment Bonds	\$	\$	\$	\$	\$
1985 Bond Series A & B					
1987 A & B Improv. Revenue Bonds					
Defeased Bond Indentures					
REVENUE ACCOUNTS:					
Student Building Fees					
1985 Series Auxiliary Rev Accts					
UNEXPENDED PLANT					
RENEWAL & REPLACEMENT:					
Renewal & Replacement			136,714	132,406	434,750
Auxiliaries R & R	138,811	131,286	180,929	98,035	227,956
Facilities Services R & R	55,569	25,560	21,569	5,402	102,789
TOTAL APPLICATIONS	\$194,380	\$156,846	\$339,212	\$235,843	\$765,495

Total Revenue	Mandatory Transfers	Non Mandatory Transfers	Total Transfers In	Move Equity To NIIP	Prior Year Adjust.	Resources Provided
\$14,448	\$230,041	\$	\$230,041	\$	\$	\$244,489
1,218,345						1,218,345
342,302					(9,610)	332,692
506,858		48,042	48,042		4	554,904
(906,927)	3,222,934	54,760	3,277,694			2,370,767
1,165,009		535,606	535,606	(182,487)		1,518,128
702,284		1,438,257	1,438,257	(627,743)	1,605	1,514,403
60,518		1,615,608	1,615,608	(83,032)		1,593,094
20,292		502,711	502,711	(41,624)		481,379
\$3,123,129	\$3,452,975	\$4,194,984	\$7,647,959	(\$934,886)	(\$8,001)	\$9,828,201

Buildings & Land	Principal & Interest On Debt	Other Expend.	Total Expend.	Mandatory Transfers	Non Mandatory Transfers	Total Transfers Out	Prior Year Adjust.	Total Resources Applied
\$	\$1,153,318	\$5,100	\$1,158,418	\$	\$28,153	\$28,153	\$	\$1,186,571
	1,492,968		1,492,968					1,492,968
	833,334	27,435	860,769					860,769
	5,767	785	6,552		942,525	942,525	168	949,245
					1,832,704	1,832,704		1,832,704
5,252	535,136	39,740	580,128	444,932	48,331	493,263	589	1,073,980
112,021		6,420	822,311		300,009	300,009	23,959	1,146,279
142,397		153,525	1,072,939		15,464	15,464	(3,900)	1,084,503
67,394		1,320	279,603		27,203	27,203	4,647	311,453
\$327,064	\$4,020,523	\$234,325	\$6,273,688	\$444,932	\$3,194,389	\$3,639,321	\$25,463	\$9,938,472

PLANT FUNDS - RETIREMENT OF INDEBTEDNESS REVENUE ACCOUNTS

Combined Statement of Revenue, Expenditures and Changes in Fund Balance

For Fiscal Year Ended June 30, 1993

Acct #	Account Name	Fund Balance 7/1/92	Prior Year Adjust.	Transfers In	Building Fees	Investment Income	Allocations	Transfers Out	Debt Service	Other Expend.	Fund Balance 6/30/93	Acct #
STUDENT BUILDING FEES:												
5302	1960 Bldg Fee Fund	\$385,248	(\$163)	\$48,042	\$870,645	\$18,686	(\$382,473)	\$910,525	\$5,767	\$785	\$22,908	5302
5303	Bldg Fee Emergency Reserve	70,000						32,000			38,000	5303
	Total Building Fees	\$455,248	(\$163)	\$48,042	\$870,645	\$18,686	(\$382,473)	\$942,525	\$5,767	\$785	\$60,908	
1985 BOND SERIES REVENUE ACCOUNTS:												
5410	Auxiliaries	\$1,730,009	\$	\$3,116,004	\$	\$47,228	(\$821,401)	\$1,832,704	\$	\$	\$2,239,136	5410
5411	Ticket Surcharge	110,525		161,690		4,204	(178,756)				97,663	5411
5413	UC Campus Court Reven	74,559				3,491	38,307				116,357	5413
	Total 1985 Bond Series	\$1,915,093	\$0	\$3,277,694	\$0	\$54,923	(\$961,850)	\$1,832,704	\$0	\$0	\$2,453,156	
	GRAND TOTAL REVENUE ACCOUNTS	\$2,370,341	(\$163)	\$3,325,736	\$870,645	\$73,609	(\$1,344,323)	\$2,775,229	\$5,767	\$785	\$2,514,064	

PLANT FUNDS - RETIREMENT OF INDEBTEDNESS

Combined Statement of Revenue, Expenditures and Changes in Fund Balance

For Fiscal Year Ended June 30, 1993

Acct #	Account Name	Fund Balance 7/1/92	Prior Year Adjust.	Transfers In	Investment Income	Allocations Within Fund	Transfers Out	Retirement of Indebtedness	Interest On Debt	Trustee and Audit Fees/ Other	Fund Balance 6/30/93
1985/88 CHE EQUIPMENT BOND:											
5431	Reserve	\$587,731	\$	\$	8,191	(595,922)	\$	\$	\$	\$	\$0
5435	Series A 1988 Debt Service	354,351		230,041	6,257	595,922	28,153	1,121,655	31,663	5,100	0
	Total CHE Equipment Bond	\$942,082	\$0	\$230,041	\$14,448	\$0	\$28,153	\$1,121,655	\$31,663	\$5,100	\$0
1985 BOND SERIES A & B:											
5420	85A Bond Service	(\$585,860)	\$	\$	\$5,349	\$1,030,366	\$	\$1,035,000	\$254,285	\$	(\$839,430)
5421	85B Bond Service	(186,673)			403	182,925		150,000	53,683		(207,028)
5424	85A Aux Reserve	154,385			9,587	(9,599)					154,373
5425	85A SBF Reserve	68,604			3,793						72,397
5426	85B Stadium Reserve	172,533			15,793	(20,272)					168,054
	Total 1985 A & B Bond	(\$377,011)	\$0	\$0	\$34,925	\$1,183,420	\$0	\$1,185,000	\$307,968	\$0	(\$651,634)
1987 A & B IMPROVEMENT REVENUE BONDS:											
5470	87A Bond Service	(\$86,518)	\$	\$	\$481	\$840,997	\$	\$30,000	\$788,394	\$25,832	(\$89,266)
5471	87B Bond Service	812			21	15,144		10,000	4,940	1,603	(566)
5472	87A SBF Debt Service Reserve	285,802			20,095	(20,505)					285,392
5473	87B Debt Service Reserve	13,177			796						13,973
5474	87A Aux Debt Service Reserve	881,707	(9,610)		56,138	(59,644)					868,591
5477	87A Escrow Account	1,919,194			103,868	(615,089)					1,407,973
	Total 1987 A & B Bond	\$3,014,174	(\$9,610)	\$0	\$181,399	\$160,903	\$0	\$40,000	\$793,334	\$27,435	\$2,486,097
	GRAND TOTAL BONDS	\$3,579,245	(\$9,610)	\$230,041	\$230,772	\$1,344,323	\$28,153	\$2,346,655	\$1,132,965	\$32,535	\$1,834,463

PLANT FUNDS - UNEXPENDED PLANT

Combined Statement of Revenue, Expenditures and Changes in Fund Balance
For Fiscal Year Ended June 30, 1993

Acct#	Account Name	Fund Balance 7/1/92	Prior Year Adjust.	Transfers In	Allocations	Student Fees	Other Income	Investmen Earnings	Transfers Out	Buildings Land	Other Expend.	Move Equity To NIIP	Fund Balance 6/30/93
PROJECTS FUNDED FROM BUILDING FEES:													
5007	Phone & Remodel Rm113 Lodg	\$1,685	\$	\$	\$	\$	\$	\$0	\$1,685	\$	\$	\$	\$0
5008	Restroom & Locker/McGill	3,939		2,737				83	6,479	280			0
	Total Building Fee Projects	\$5,624	\$0	\$0	\$0	\$0	\$0	\$83	\$8,164	\$280	\$0	\$0	\$0
PROJECTS FUNDED FROM AUXILIARIES:													
5288	Res Halls Asbestos Removal	\$24,862	\$	\$	\$	\$	\$	\$156	\$25,018	\$	\$	\$	\$0
5289	Fire Alarms/Res Halls(PH 2)	15,023						126	15,149				0
5523	Community Ctr-Family Hsg	260,259						9,276					269,535
	Total Auxiliary Projects	\$300,144	\$0	\$0	\$0	\$0	\$0	\$9,558	\$40,167	\$0	\$0	\$0	\$269,535
PROJECTS FUNDED FROM OTHER SOURCES:													
5020	Fine Arts Construction	\$589	(\$589)	\$	\$	\$	\$	\$	\$	\$	\$	\$	\$0
5024	Health Science Well	19,591						557					20,148
5039	Business Admin Bldg-Planning	0					337,000	1,134		404,876			(66,742)
5053	Public Telecomm Facilities	0		196,800			25,000	2,589					224,389
5055	New Elevator BA Bldg	0		62,916				1,112		3,913			60,115
5142	New Weight Room/Griz Stad	1,318						25		1,316			27
5144	Computer Equip./House Sales	460,071		245,000	113,054			\$9,153			535,136		292,142
	Total Other Source Projects	\$481,569	(\$589)	\$504,716	\$113,054	\$0	\$362,000	\$14,570	\$0	\$410,105	\$535,136	\$0	\$530,079
PLEDGED REVENUES:													
5125	State Land Grant	\$67,986	\$	\$	(\$113,054)	\$	\$207,734	\$1,435	\$98,854	\$	\$	\$	\$65,247
5040	U C Devol. Grant Fee	334,097				153,726		14,517	76,909		(417)		425,848
5041	Computer Fee Fund	1,498		28,153		395,998		5,388	269,169		40,157		121,711
	Total Pledged Revenues	\$403,581	\$0	\$0	(\$113,054)	\$549,724	\$207,734	\$21,340	\$444,932	\$0	\$39,740	\$0	\$612,806
5817	GAAP Adjustments	\$459,387	\$	\$	\$	\$	\$	\$	\$	(\$405,133)	\$	(\$182,487)	\$682,033
	TOTAL UNEXPENDED PLANT	\$1,650,305	(\$589)	\$504,716	\$0	\$549,724	\$569,734	\$45,551	\$493,263	\$5,252	\$574,876	(\$182,487)	\$2,094,453

Case No.	Plaintiff	Defendant	Amount	Case No.	Plaintiff	Defendant	Amount
03-10001	ABC Company	DEF Company	\$10,000	03-10011	GHI Company	JKL Company	\$20,000
03-10002	MNO Company	PQR Company	\$15,000	03-10012	STU Company	VWX Company	\$25,000
03-10003	YZA Company	BCD Company	\$12,000	03-10013	EFG Company	HIJ Company	\$18,000
03-10004	KLM Company	NOP Company	\$8,000	03-10014	QRS Company	TUV Company	\$14,000
03-10005	WXY Company	ZAB Company	\$6,000	03-10015	CDE Company	FGH Company	\$11,000
03-10006	DEF Company	GHI Company	\$9,000	03-10016	JKL Company	MNO Company	\$13,000
03-10007	LMN Company	OPQ Company	\$7,000	03-10017	RST Company	UVW Company	\$10,000
03-10008	XYZ Company	ABC Company	\$5,000	03-10018	DEF Company	GHI Company	\$8,000
03-10009	BCD Company	EFG Company	\$4,000	03-10019	JKL Company	MNO Company	\$7,000
03-10010	GHI Company	JKL Company	\$3,000	03-10020	OPQ Company	RST Company	\$6,000
03-10011	LMN Company	OPQ Company	\$2,000	03-10021	UVW Company	XYZ Company	\$5,000
03-10012	ABC Company	DEF Company	\$1,000	03-10022	GHI Company	JKL Company	\$4,000
03-10013	MNO Company	PQR Company	\$900	03-10023	STU Company	VWX Company	\$3,000
03-10014	YZA Company	BCD Company	\$800	03-10024	EFG Company	HIJ Company	\$2,000
03-10015	KLM Company	NOP Company	\$700	03-10025	QRS Company	TUV Company	\$1,000
03-10016	WXY Company	ZAB Company	\$600	03-10026	CDE Company	FGH Company	\$900
03-10017	DEF Company	GHI Company	\$500	03-10027	JKL Company	MNO Company	\$800
03-10018	LMN Company	OPQ Company	\$400	03-10028	RST Company	UVW Company	\$700
03-10019	XYZ Company	ABC Company	\$300	03-10029	DEF Company	GHI Company	\$600
03-10020	BCD Company	EFG Company	\$200	03-10030	JKL Company	MNO Company	\$500
03-10021	GHI Company	JKL Company	\$100	03-10031	OPQ Company	RST Company	\$400
03-10022	LMN Company	OPQ Company	\$50	03-10032	UVW Company	XYZ Company	\$300
03-10023	ABC Company	DEF Company	\$25	03-10033	GHI Company	JKL Company	\$200
03-10024	MNO Company	PQR Company	\$10	03-10034	STU Company	VWX Company	\$100
03-10025	YZA Company	BCD Company	\$5	03-10035	EFG Company	HIJ Company	\$50
03-10026	KLM Company	NOP Company	\$2	03-10036	QRS Company	TUV Company	\$25
03-10027	WXY Company	ZAB Company	\$1	03-10037	CDE Company	FGH Company	\$10
03-10028	DEF Company	GHI Company	\$0.50	03-10038	JKL Company	MNO Company	\$5
03-10029	LMN Company	OPQ Company	\$0.25	03-10039	RST Company	UVW Company	\$2.50
03-10030	XYZ Company	ABC Company	\$0.10	03-10040	DEF Company	GHI Company	\$1.00
03-10031	BCD Company	EFG Company	\$0.05	03-10041	JKL Company	MNO Company	\$0.50
03-10032	GHI Company	JKL Company	\$0.02	03-10042	OPQ Company	RST Company	\$0.25
03-10033	LMN Company	OPQ Company	\$0.01	03-10043	UVW Company	XYZ Company	\$0.10
03-10034	ABC Company	DEF Company	\$0.005	03-10044	GHI Company	JKL Company	\$0.05
03-10035	MNO Company	PQR Company	\$0.002	03-10045	STU Company	VWX Company	\$0.02
03-10036	YZA Company	BCD Company	\$0.001	03-10046	EFG Company	HIJ Company	\$0.01
03-10037	KLM Company	NOP Company	\$0.0005	03-10047	QRS Company	TUV Company	\$0.005
03-10038	WXY Company	ZAB Company	\$0.0002	03-10048	CDE Company	FGH Company	\$0.002
03-10039	DEF Company	GHI Company	\$0.0001	03-10049	JKL Company	MNO Company	\$0.001
03-10040	LMN Company	OPQ Company	\$0.00005	03-10050	RST Company	UVW Company	\$0.0005
03-10041	XYZ Company	ABC Company	\$0.00002	03-10051	DEF Company	GHI Company	\$0.0002
03-10042	BCD Company	EFG Company	\$0.00001	03-10052	JKL Company	MNO Company	\$0.0001
03-10043	GHI Company	JKL Company	\$0.000005	03-10053	OPQ Company	RST Company	\$0.00005
03-10044	LMN Company	OPQ Company	\$0.000002	03-10054	UVW Company	XYZ Company	\$0.00002
03-10045	ABC Company	DEF Company	\$0.000001	03-10055	GHI Company	JKL Company	\$0.00001
03-10046	MNO Company	PQR Company	\$0.0000005	03-10056	STU Company	VWX Company	\$0.000005
03-10047	YZA Company	BCD Company	\$0.0000002	03-10057	EFG Company	HIJ Company	\$0.000002
03-10048	KLM Company	NOP Company	\$0.0000001	03-10058	QRS Company	TUV Company	\$0.000001
03-10049	WXY Company	ZAB Company	\$0.00000005	03-10059	CDE Company	FGH Company	\$0.0000005
03-10050	DEF Company	GHI Company	\$0.00000002	03-10060	JKL Company	MNO Company	\$0.0000002
03-10051	LMN Company	OPQ Company	\$0.00000001	03-10061	RST Company	UVW Company	\$0.0000001
03-10052	XYZ Company	ABC Company	\$0.000000005	03-10062	DEF Company	GHI Company	\$0.00000005
03-10053	BCD Company	EFG Company	\$0.000000002	03-10063	JKL Company	MNO Company	\$0.00000002
03-10054	GHI Company	JKL Company	\$0.000000001	03-10064	OPQ Company	RST Company	\$0.00000001
03-10055	LMN Company	OPQ Company	\$0.0000000005	03-10065	UVW Company	XYZ Company	\$0.000000005
03-10056	ABC Company	DEF Company	\$0.0000000002	03-10066	GHI Company	JKL Company	\$0.000000002
03-10057	MNO Company	PQR Company	\$0.0000000001	03-10067	STU Company	VWX Company	\$0.000000001
03-10058	YZA Company	BCD Company	\$0.00000000005	03-10068	EFG Company	HIJ Company	\$0.0000000005
03-10059	KLM Company	NOP Company	\$0.00000000002	03-10069	QRS Company	TUV Company	\$0.0000000002
03-10060	WXY Company	ZAB Company	\$0.00000000001	03-10070	CDE Company	FGH Company	\$0.0000000001
03-10061	DEF Company	GHI Company	\$0.000000000005	03-10071	JKL Company	MNO Company	\$0.00000000005
03-10062	LMN Company	OPQ Company	\$0.000000000002	03-10072	RST Company	UVW Company	\$0.00000000002
03-10063	XYZ Company	ABC Company	\$0.000000000001	03-10073	DEF Company	GHI Company	\$0.00000000001
03-10064	BCD Company	EFG Company	\$0.0000000000005	03-10074	JKL Company	MNO Company	\$0.000000000005
03-10065	GHI Company	JKL Company	\$0.0000000000002	03-10075	OPQ Company	RST Company	\$0.000000000002
03-10066	LMN Company	OPQ Company	\$0.0000000000001	03-10076	UVW Company	XYZ Company	\$0.000000000001
03-10067	ABC Company	DEF Company	\$0.00000000000005	03-10077	GHI Company	JKL Company	\$0.0000000000005
03-10068	MNO Company	PQR Company	\$0.00000000000002	03-10078	STU Company	VWX Company	\$0.0000000000002
03-10069	YZA Company	BCD Company	\$0.00000000000001	03-10079	EFG Company	HIJ Company	\$0.0000000000001
03-10070	KLM Company	NOP Company	\$0.000000000000005	03-10080	QRS Company	TUV Company	\$0.00000000000005
03-10071	WXY Company	ZAB Company	\$0.000000000000002	03-10081	CDE Company	FGH Company	\$0.00000000000002
03-10072	DEF Company	GHI Company	\$0.000000000000001	03-10082	JKL Company	MNO Company	\$0.00000000000001
03-10073	LMN Company	OPQ Company	\$0.0000000000000005	03-10083	RST Company	UVW Company	\$0.000000000000005
03-10074	XYZ Company	ABC Company	\$0.0000000000000002	03-10084	DEF Company	GHI Company	\$0.000000000000002
03-10075	BCD Company	EFG Company	\$0.0000000000000001	03-10085	JKL Company	MNO Company	\$0.000000000000001
03-10076	GHI Company	JKL Company	\$0.00000000000000005	03-10086	OPQ Company	RST Company	\$0.0000000000000005
03-10077	LMN Company	OPQ Company	\$0.00000000000000002	03-10087	UVW Company	XYZ Company	\$0.0000000000000002
03-10078	ABC Company	DEF Company	\$0.00000000000000001	03-10088	GHI Company	JKL Company	\$0.0000000000000001
03-10079	MNO Company	PQR Company	\$0.000000000000000005	03-10089	STU Company	VWX Company	\$0.00000000000000005
03-10080	YZA Company	BCD Company	\$0.000000000000000002	03-10090	EFG Company	HIJ Company	\$0.00000000000000002
03-10081	KLM Company	NOP Company	\$0.000000000000000001	03-10091	QRS Company	TUV Company	\$0.00000000000000001
03-10082	WXY Company	ZAB Company	\$0.0000000000000000005	03-10092	CDE Company	FGH Company	\$0.000000000000000005
03-10083	DEF Company	GHI Company	\$0.0000000000000000002	03-10093	JKL Company	MNO Company	\$0.000000000000000002
03-10084	LMN Company	OPQ Company	\$0.0000000000000000001	03-10094	RST Company	UVW Company	\$0.000000000000000001
03-10085	XYZ Company	ABC Company	\$0.00000000000000000005	03-10095	DEF Company	GHI Company	\$0.0000000000000000005
03-10086	BCD Company	EFG Company	\$0.00000000000000000002	03-10096	JKL Company	MNO Company	\$0.0000000000000000002
03-10087	GHI Company	JKL Company	\$0.00000000000000000001	03-10097	OPQ Company	RST Company	\$0.0000000000000000001
03-10088	LMN Company	OPQ Company	\$0.000000000000000000005	03-10098	UVW Company	XYZ Company	\$0.00000000000000000005
03-10089	ABC Company	DEF Company	\$0.000000000000000000002	03-10099	GHI Company	JKL Company	\$0.00000000000000000002
03-10090	MNO Company	PQR Company	\$0.000000000000000000001	03-10100	STU Company	VWX Company	\$0.00000000000000000001
03-10091	YZA Company	BCD Company	\$0.0000000000000000000005	03-10101	EFG Company	HIJ Company	\$0.000000000000000000005
03-10092	KLM Company	NOP Company	\$0.0000000000000000000002	03-10102	QRS Company	TUV Company	\$0.000000000000000000002
03-10093	WXY Company	ZAB Company	\$0.0000000000000000000001	03-10103	CDE Company	FGH Company	\$0.000000000000000000001
03-10094	DEF Company	GHI Company	\$0.00000000000000000000005	03-10104	JKL Company	MNO Company	\$0.0000000000000000000005
03-10095	LMN Company	OPQ Company	\$0.00000000000000000000002	03-10105	RST Company	UVW Company	\$0.0000000000000000000002
03-10096	XYZ Company	ABC Company	\$0.00000000000000000000001	03-10106	DEF Company	GHI Company	\$0.0000000000000000000001
03-10097	BCD Company	EFG Company	\$0.000000000000000000000005	03-10107	JKL Company	MNO Company	\$0.00000000000000000000005
03-10098	GHI Company	JKL Company	\$0.000000000000000000000002	03-10108	OPQ Company	RST Company	\$0.00000000000000000000002
03-10099	LMN Company	OPQ Company	\$0.000000000000000000000001	03-10109	UVW Company	XYZ Company	\$0.00000000000000000000001
03-10100	ABC Company	DEF Company	\$0.0000000000000000000000005	03-10110	GHI Company	JKL Company	\$0.000000000000000000000005
03-10101	MNO Company	PQR Company	\$0.0000000000000000000000002	03-10111	STU Company	VWX Company	\$0.000000000000000000000002
03-10102	YZA Company	BCD Company	\$0.0000000000000000000000001	03-10112	EFG Company	HIJ Company	\$0.000000000000000000000001
03-10103	KLM Company	NOP Company	\$0.00000000000000000000000005	03-10113	QRS Company	TUV Company	\$0.0000000000000000000000005
03-10104	WXY Company	ZAB Company	\$0.00000000000000000000000002	03-10114	CDE Company	FGH Company	\$0.0000000000000000000000002
03-10105	DEF Company	GHI Company	\$0.00000000000000000000000001	03-10115	JKL Company	MNO Company	\$0.0000000000000000000000001
03-10106	LMN Company	OPQ Company	\$0.000000000000000000000000005	03-10116	RST Company	UVW Company	\$0.00000000000000000000000005
03-10107	XYZ Company	ABC Company	\$0.000000000000000000000000002	03-10117	DEF Company	GHI Company	\$0.00000000000000000000000002
03-10108	BCD Company	EFG Company	\$0.000000000000000000000000001	03-10118	JKL Company	MNO Company	\$0.00000000000000000000000001
03-10109	GHI Company	JKL Company	\$0.0000000000000000000000000005	03-10119	OPQ Company	RST Company	\$0.000000000000000000000000005
03-10110	LMN Company	OPQ Company	\$0.0000000000000000000000000002	03-10120	UVW Company	XYZ Company	\$0.000000000000000000000000002
03-10111	ABC Company	DEF Company	\$0.0000000000000000000000000001	03-10121	GHI Company	JKL Company	\$0.0000000000000000000000000005
03-10112	MNO Company	PQR Company	\$0.00000000000000000000000000005	03-10122	STU Company	VWX Company	\$0.0000000000000000000000000002
03-10113	YZA Company	BCD Company	\$0.000000000000000000000000000005	03-10123	EFG Company	HIJ Company	\$0.00000000000000000000000000002
03-10114	KLM Company	NOP Company	\$0.000000000000000000000000000002	03-10124	QRS Company	TUV Company	\$0.00000000000000000000000000001
03-10115	WXY Company	ZAB Company	\$0.0000000000000000000000000000005	03-10125	CDE Company	FGH Company	\$0.000000000000000000000000000005
03-10116	DEF Company	GHI Company	\$0.0000000000000000000000000000002	03-10126	JKL Company	MNO Company	\$0.000000000000000000000000000002
03-10117	LMN Company	OPQ Company	\$0.0000000000000000000000000000001	03-10127	RST Company	UVW Company	\$0.0000000000000000000000000000005
03-10118	XYZ Company	ABC Company	\$0.00000000000000000000000000000005	03-10128	DEF Company	GHI Company	\$0.0000000000000000000000000000002
03-10119	BCD Company	EFG Company	\$0.000000000000000000000000000000005	03-10129	JKL Company	MNO Company	\$0.0000000000000000000000000000002
03-10120	GHI Company	JKL Company	\$0.000000000000000000000000000000002	03-10130	OPQ Company	RST Company	\$0.0000000000000000000000000000001
03-10121	LMN Company	OPQ Company	\$0.0000000000000000000000000000000005	03-10131	UVW Company	XYZ Company	\$0.00000000000000000000000000000005
03-10122	ABC Company	DEF Company	\$0.0000000000000000000000000000000002	03-10132	GHI Company	JKL Company	\$0.000000000000000000000000000000002
03-10123	MNO Company	PQR Company	\$0.0000000000				

PLANT FUNDS - RENEWAL AND REPLACEMENT

Combined Statement of Revenue, Expenditures and Changes in Fund Balance

For Fiscal Year Ended June 30, 1993

Acct #	Account Name	Fund Balance 7/1/92	Prior Year Adjust.	Transfers In	Sales/ Production	Investment Income	Other Income	Allocations
MISC. R&R ACCOUNTS:								
5087	Deaccess./Access. Fine Arts	\$43,324	\$39	\$	\$	\$1,145	\$	\$
5100	Facilities Svcs. Equip. R&R	21,853	1,680	20,381		798	2,208	
5101	Motor Vehicle Self Insur	15,852	9	13,565		548	3,410	
5103	Vehicle Fees & Fines R&R			65,000		362		(15,000)
5104	Fieldhouse/Dornblazer R&R	7,681		34,033		162		
5105	Facilities Svcs. Rental Equip R&R					86	12,051	
5106	Telecomm. Center R&R	6,247	5			215		
5107	Admin. & Finance R&R	2,400	5			72		8
5108	Forestry ICAP R&R	8,332	27			287		
5110	Motor Pool R&R	51,977	40	54,303	14,767	1,436		(7,569)
5114	Underground Gas Tanks R&R	7,261	2	47,147		798		
5115	Rental Housing R&R	8,738		19,000		361		
5567	Gallery Insurance	461	1			14		
	Total Self-Funded Projects	\$174,126	\$1,808	\$253,429	\$14,767	\$6,284	\$17,669	(\$22,561)
PROJECTS FUNDED FROM EQUIPMENT FEES:								
5085	Equipment R&R	(\$22,264)	\$116	\$	\$	\$9,958	\$396,509	(\$380,000)
5365	FY93 Equipment Fee Allocation					2,056		380,000
5366	Instructional Equipment	145,781						(100,000)
5367	Academic Computing Equip	113,346	1,044					
5372	International Lang Lab, Equip			55,000		125		100,000
	Total Equipment Fee Projects	\$236,863	\$1,160	\$55,000	\$0	\$12,139	\$396,509	\$0
PROJECTS FUNDED FROM BUILDING FEES:								
5010	Adapt Drink.Fountains	\$869	\$1	\$	\$	\$	\$	\$
5013	Campus Lighting PHII	2,198	2					
5200	Annual Art Award	3,033	5	7,000		109		
5266	International House	177						
5304	SBF Misc. Projects Fac. Svcs.	5,339	5	50,000		331		(6,805)
5306	Comm Network Libr & IMS	4,281						
5307	Elec Special Event PH II			30,000		642		
5308	HPE Lab Air Conditioning			24,900		676		
5309	Forestry RAP Lab Remodel			11,443		70		
5310	Law Rm 204 Remodel			15,636		352		
5311	Drama/Dance PartV			7,000		49		
5312	PartV Theatre Dimmer System			11,000		90		
5313	Music Storage Cabinets			10,000		227		
5314	Auto Door Various			25,000		503		
5315	Chem/PH 204/Enhancement			5,100		141		
5316	Handicap Lift/Griz Pool			2,469				
5317	Bicycle Racks & Pads			5,000		81		
5318	Auto Door/Urey & Mansfield			20,000		354		
5319	Library Handicap Access			10,000		216		
5320	Art Annex Final Phase			25,000		725		
5321	Chem Eye Wash Station			10,000		126		
5322	Chem/Ph Classroom Renovation			25,000		781		
5323	Chem Room 402			21,500		320		
5324	Kiln Room Repairs/Renov			25,000		737		
5325	Handicap Door, SC			4,800		92		
5331	FA Theatre/Carpet	2,828	9			55		
5334	Handicap Door Openers	416	7					
5337	Outdoor Volleyball Court	4,259	9			49		
5338	Business Adm/Rest Rooms	15,414	9			111		

Transfers Out	Supplies & Materials	Repair & Maint.	Equipment	Buildings & Land	Other Expend.	Move Equity To NIIP	Fund Balance 6/30/93	Acct #
\$	\$3,542	\$9,000	\$1,500	\$	\$448	\$	\$30,018	5087
	5,310	17,072	22,710				\$1,828	5100
		9,960					\$23,424	5101
		31,641	7,523	5,397			\$5,801	5103
		23,629		9,725	4,888		\$3,634	5104
	1,544	535					\$10,058	5105
							\$6,467	5106
							\$2,485	5107
							\$8,646	5108
			46,204				\$68,750	5110
					140		\$55,068	5114
	4,818	13,841	2,255				\$7,185	5115
							\$476	5567
\$	\$15,214	\$105,678	\$80,192	\$15,122	\$5,476	\$	\$223,840	
\$	\$	\$	\$	\$	\$944	\$	\$3,375	5085
	55,425	361	248,700				\$77,570	5365
	45,725						\$56	5366
	11,386	707	95,773	363			\$6,161	5367
							155,125	5372
\$0	\$112,536	\$1,068	\$344,473	\$363	\$944	\$0	\$242,287	
\$822	\$	\$	\$	\$48	\$	\$	\$0	5010
2,200							0	5013
	550		5,295				4,302	5200
	25						152	5266
		19,129		5,875			23,866	5304
				4,281			0	5306
				29,864			778	5307
							25,576	5308
				11,143			370	5309
	2,660		4,790	5,667			2,871	5310
49				7,000			0	5311
90				11,000			0	5312
							10,227	5313
				25,000			503	5314
							5,241	5315
1,022				1,447			0	5316
				2,419			2,662	5317
				19,283			1,071	5318
				10,000			216	5319
				1,100			24,625	5320
				9,986			140	5321
							25,781	5322
				20,945			875	5323
				2,204			23,533	5324
				2,653			2,239	5325
2,892							0	5331
423							0	5334
1,230				3,087			0	5337
1,610				13,924			0	5338

PLANT FUNDS – RENEWAL AND REPLACEMENT

Combined Statement of Revenue, Expenditures and Changes in Fund Balance

For Fiscal Year Ended June 30, 1993

Acct #	Account Name	Fund Balance 7/1/92	Prior Year Adjust.	Transfers In	Sales/ Production	Investment Income	Other Income	Allocations
5339	Visual Fire Alarms	10,207	4			204		
5340	Mansfield Library/Restrooms	15,414	9			383		
5341	Animal Facility Improvement	7,663	27			33		
5342	Chemical/Eye Wash System	4,574	9			75		
5343	Native Am Studies/Fire Door	86	4					(90)
5344	Geology/Improv. Hoods	5,640	18			65		
5345	Art Annex/Const PH III	15,403	17			454		
5347	IMS-SS 1-2/Air Conditioning	34						
5348	Journalism/MacIntosh Lab	1,838	4			14		
5349	Physical Therapy/McGill	291	9					
5350	Propane & Electrical Lines, Lubrecht			25,000		82		
5351	Main Disconnect Switch, FH			7,000		4		
5352	Univ College/Reception Area	2,274	3			26		
5353	Lab Benches/Chemistry	1,550				13		
5354	Deionized Water Pipe	4,279	9			71		
5355	Soc Sci252/Research Lab	3,582	9			57		
5356	Drama/Dance PH III	25,727	18			695		
5357	MT&Masquer Theater Lighting	4,730						
5358	Music Recital Hall Lighting	20,864	18			677		
5359	Air Cond./HP Lab-McGill	41,209	40			1,401		
5360	Art Annex/Ventilation	5,857	4			179		
5361	MT Theatre/Aisle Lighting	20,974	18			611		
5362	Bicycle Pads	363						(363)
5364	Drama-Flamable Stor. Cab.	203						
5371	Anti-Slip Tile Griz Pool	3,351	2					
5373	Tub Repairs, Grizzly Pool			8,429		2		
5374	Access Remodel Brantly			6,000		4		
5375	Field House Door Replace	7,400	7			89		
5376	Portable DSS Tap Studios			4,500		3		
5377	1st Floor Weight Room, Rec Annex			40,000		41		
5378	Renovate Pharm/Psych 102 & 104			5,280		4		
5390	Elec Service/Special Events	788	18					
5392	Glass Bulletin Board, Law			1,891		1		
5393	Viewing System, Lab Animal			1,596		1		
5394	Enlarge Computer/Graph, SC305			2,000		1		
5395	MT Theater/Lighting Console	2,055				128		
5397	Remodel Computer Lab, SS418/419			3,500		2		
5398	Blackboard Improvement, SC131			9,000		8		
5399	Develop Seminar Room, SC131			6,500		5		
5554	Modify Storage & Load Dock			28,000		28		
5555	Renovate Visual Arts, SS104			8,405		6		
5556	Repair Lockers, Music Bldg			1,800		1		
5557	Enhance Coop Ed Office, 162 & 166			4,264		3		
5558	Modify Rankin Handicap Access			30,000		30		
5559	Upgrade Fire Alarm, McGill			55,000		27		
5560	Emergency Lighting Front, FH			3,000				
5561	Deionized Water Fund Assist			7,000				
5562	Code Blue Emergency Phone			6,000				
5563	Add Campus Security Lighting			5,000				
5564	Bleacher Repair, Tennic Court			37,500		16		
5565	Replace Air Conditioning II, HP Lab							
5566	Replace Air Conditioning II, Phy Thera			16,000		7		
5568	Install Hood, Chem/PH 005			11,736		5		
5569	Install Hood, Chem/PH 404			24,000		11		

Transfers	Supplies &	Repair &		Buildings	Other	Move Equity	Fund	
Out	Materials	Maint.	Equipment	& Land	Expend.	To NIIP	Balance	Acct #
							6/30/93	
							10,415	5339
							15,806	5340
7,723							0	5341
626				4,032			0	5342
							0	5343
5,723							0	5344
				2,990			12,884	5345
34							0	5347
1,856							0	5348
300							0	5349
							25,082	5350
				1,132			5,872	5351
2,141				162			0	5352
1,563							0	5353
503				3,856			0	5354
	240			1,877			1,531	5355
				8,896			17,544	5356
				4,730			0	5357
				7,011			14,548	5358
				285			42,365	5359
							6,040	5360
				5,200			16,403	5361
							0	5362
203							0	5364
3,353							0	5371
		5,224					3,207	5373
							6,004	5374
7,496							0	5375
							4,503	5376
							40,041	5377
							5,284	5378
756				50			0	5390
							1,892	5392
							1,597	5393
				998			1,003	5394
							2,183	5395
							3,502	5397
							9,008	5398
							6,505	5399
							28,028	5554
							8,411	5555
							1,801	5556
							4,267	5557
							30,030	5558
							55,027	5559
							3,000	5560
							7,000	5561
							6,000	5562
							5,000	5563
							37,516	5564
							0	5565
							16,007	5566
							11,741	5568
							24,011	5569

PLANT FUNDS – RENEWAL AND REPLACEMENT

Combined Statement of Revenue, Expenditures and Changes in Fund Balance

For Fiscal Year Ended June 30, 1993

Acct #	Account Name	Fund Balance 7/1/92	Prior Year Adjust.	Transfers In	Sales/ Production	Investment Income	Other Income	Allocations
5570	Remodel Computer Lab, Math 206			12,754		4		
5571	RAP Lab, Phase II, Forestry 201			10,702		4		
5572	Install Dimmers for Theaters			10,000		4		
5573	Modify Lighting, Music Recital			25,000		12		
5574	Restroom Handicap Access, SC			25,000		12		
5575	Install Raised Letter Sign			10,000		4		
5576	TV Production Power, FH/WG Stadium			17,387		8		
5577	ReRoof West Side, FH			24,000		12		
5578	Construct International Language Lab			38,000		19		
5579	Misc SBF Projects			2,517				
	Total Building Fee Projects	\$245,170	\$294	\$879,609	\$0	\$12,383	\$0	(\$7,258)

PROJECTS FUNDED FROM OTHER SOURCES:

5036	Steam Line/UC Aber Hall	\$22,194	(\$5,936)	\$		\$735	\$	\$
5037	Resurface Tennis Courts	10,247	(19,000)			244	15,904	(6,922)
5043	Modif. Fire Drs./PARTV-FS	888						
5054	1325 Gerald Roof Modif.	1,730						
5080	Renovate Vent System, SC			24,000		448		
5116	Revert Appro-Def Maint & Equip					1,197	250,212	
5153	Misc Renovate, Cont Education			18,638		21		
5210	Facilities Svcs Spec. Proj	32,609	27			683		
5250	Info Center, BA 107A & B			2,600				4,000
5363	UC Renovation/Planning			12,000		19		
5368	Construct Env Chamber, HP			5,000				3,686
5369	Mansfield Library Electronic Info			53,709		195		
5370	Microcomp/Student Labs			134,272		502		
5379	Remodel Forestry Rooms	61				42	910	
5381	Forestry Admin. Remodel	1,367	1					
5382	Research Admin. Air Cond.	3,168						
5383	Print Svcs./Press Pit Rmvl.	1,463	4					
5384	Growth Chamber/Botany	136						
5385	Convert/Univ Hall 314	1,602	7					
5386	Hoist & Pad/Motor Pool	342						
5387	Floor Maint./Animal Lab	737	(737)					
5388	Remodel Rm 313/Botany	2,404	9			34		
5391	Remodel MA 07,07A,08	409						
5396	Honors College Furniture	8						(8)
5552	Campus Signage/Cmps Svcs	10,885	7			287		
5553	Motor Pool Bldg/Sewer Line	1,254						
9920	Lubrecht Revert Appro-Def Maint						163	
	Total Other Source Projects	\$91,504	(\$25,618)	\$250,219	\$0	\$4,407	\$267,189	\$756
5829	GAAP Adjustments	\$819,428	\$	\$	\$	\$	\$	\$
	TOTAL RENEWAL & REPLACEMENT	\$1,567,091	(\$22,356)	\$1,438,257	\$14,767	\$35,213	\$681,367	(\$29,063)

Transfers	Supplies &	Repair &		Buildings	Other	Move Equity	Fund	
Out	Materials	Maint.	Equipment	& Land	Expend.	To NIIP	Balance	Acct #
							6/30/93	
				11,780			978	5570
							10,706	5571
							10,004	5572
							25,012	5573
							25,012	5574
							10,004	5575
							17,395	5576
							24,012	5577
				4,490			33,529	5578
							2,517	5579
\$42,615	\$3,475	\$24,353	\$10,085	\$244,415	\$0	\$0	\$805,255	
\$	\$	\$	\$	\$6,773	\$	\$	10,220	5036
				431			42	5037
6				882			0	5043
1,730							0	5054
				1,468			22,980	5080
245,000							6,409	5116
							18,659	5153
		1,307		28,506			3,506	5210
				6,025			575	5250
				6,947			5,072	5363
				8,686			0	5368
	5,489						48,415	5369
							134,774	5370
1,013							0	5379
168				1,200			0	5381
3,168							0	5382
1,467							0	5383
136							0	5384
1,609							0	5385
342							0	5386
							0	5387
2,346				101			0	5388
409							0	5391
							0	5396
				2,759			8,420	5552
				1,136			118	5553
							163	9920
\$257,394	\$5,489	\$1,307	\$0	\$64,914	\$0	\$0	\$259,353	
\$	\$	\$	\$	(\$212,793)	\$	(\$627,743)	\$404,478	5829
\$300,009	\$136,714	\$132,406	\$434,750	\$112,021	\$6,420	(\$627,743)	\$1,935,213	

PLANT FUNDS - AUXILIARY RENEWAL AND REPLACEMENT

Combined Statement of Revenue, Expenditures and Changes in Fund Balance
For Fiscal Year Ended June 30, 1993

Acct#	Account Name	Fund Balance 7/1/92	Prior Year Adjust.	Transfers In	Invest. Income	Allocations	Transfers Out	Contracted Services
5270	Aux Rental R&R	\$5,949	\$84	\$21,500	\$	\$	\$	\$
5273	Health Service R&R	56,301		45,229				
5374	Auxiliary Administration R&R			10,700				
5275	Food Service R&R	79,455	3,900	80,773		37,698		
5276	Residence Halls R&R	85,446	84	354,520		20,645		4,999
5277	Family Housing R&R	61,054		228,542		2,900		
5278	University Center R&R	26,345		91,750		(12,010)		
5279	Printing R&R	262		95,944				
5280	Dental Service R&R	23,861		9,750				
5281	Golf Course R&R	582		47,571		2,200	325	
5282	Campus Recreation R&R	1,500		18,500		600		
5283	Swimming Pool R&R	4,500				(450)		
5284	Yellowbay R&R	1,536		19,400				
5287	UC Chiller R&R	52,071				(52,000)		
5298	Health Serv Chiller R&R	15,454			537			
5427	85 Auxiliary R&R	659,895			37,292	(156,696)		
5501	Univ Center-Lighting	1,480				(1,480)		
5515	3/90 Asbestos Rmvl-RH/AS	59,773		26,103	1,642			
5516	Elrod Hall/Replace Roof	11,173			207	(7,046)		2,935
5518	Assistant Deans Reserve	5,043		20,000		(16,384)		
5519	Health Svc/Entry Doors	102					102	
5520	Energy TA/Lodge&Univ Cntr	725				(724)		
5521	Smoke Det-Fire Alarm/Jesse	4,010						
5522	Walk-In Freezer/Lodge	7,059			78	(6,536)	601	
5524	Asbestos/Pipes-Turner Hall	5,141					5,141	
5525	Asbestos/Lounge-Knowles	388					388	
5526	Handicapped Ramp/Univ Ctr	1,290			6	(1,296)		
5529	Carpet Duniway Hall			24,900	119		3,500	21,519
5530	Handicap Restrooms, Miller			24,900	194			
5531	Carpet Craig West			15,000	71		3,566	11,505
5532	Roof Replace, Knowles			75,000	545	20,001		27,000
5533	Carpet/Tile Cascade Dining		(84)		341	41,000		31,750
5534	Fire Escapes, Turner			30,000	227		1,699	
5535	Renov Campus Rec Offices			70,000	1,971			
5536	Renov Basement, Elrod Hall			40,000	97		142	
5537	Corridor Door, Elrod		(84)	60,000	587	4,000		
5538	UC Freezer Emer Repair			35,000	121	450		31,028
5539	ECM Match, UC & Lodge			20,526	1,582	139,618		
5540	New Cabling Sys, Res Hall			25,000	224			
5541	Replace Carpet, Res Halls			50,000	187			
5542	Park Lot Rpr, Family Hsing			75,000				550
5828	GAAP Adjustments	174,779						
	TOTAL AUXILIARY							
	RENEWAL & REPLACEMENT	\$1,345,174	\$3,900	\$1,615,608	\$46,028	\$14,490	\$15,464	\$131,286

* Other Expenditures for ORG 5276 (Residence Halls) are material and labor recharges from the Family Housing

Salaries & Benefits	Supplies & Materials	Repair & Maint.	Equipment	Buildings & Land	Other Expenditures*	Move Equity To NIIP	Fund Balance 6/30/93	Acct#
\$	\$	\$15,536	\$	\$	\$	\$	\$11,997	5270
	1,375	7,201	5,935	5,658			81,361	5273
	6,038	646	1,362				2,654	5374
	16,316	11,854	107,854	15,098	40		50,664	5275
76,348	113,180	18,309	16,757	24,748	153,410		52,944	5276
62,463	13,516	3,037	27,682	14,902			170,896	5277
	24,044	5,435	12,970	23,014			40,622	5278
	1,970	6,819	39,543	1,359			46,515	5279
			3,460	273			29,878	5280
	1,729	8,942	1,410				37,947	5281
	2,761	14,687	1,813				1,339	5282
			4,050				0	5283
		1,536					19,400	5284
							71	5287
							15,991	5298
							540,491	5427
							0	5501
				70,994			16,524	5515
							1,399	5516
			5,120				3,539	5518
							0	5519
							1	5520
							4,010	5521
							0	5522
							0	5524
							0	5525
							0	5526
							0	5529
				24,511			583	5530
							0	5531
		62			70		68,414	5532
		3,971			5		5,531	5533
				28,528			0	5534
				4,500			67,471	5535
				39,955			0	5536
				46,737			17,766	5537
							4,543	5538
							161,726	5539
							25,224	5540
							50,187	5541
							74,450	5542
				(157,880)		(83,032)	249,627	5828
<u>\$138,811</u>	<u>\$180,929</u>	<u>\$98,035</u>	<u>\$227,956</u>	<u>\$142,397</u>	<u>\$153,525</u>	<u>(\$83,032)</u>	<u>\$1,853,765</u>	

operating account.

PLANT FUNDS - FACILITIES SERVICES RENEWAL AND REPLACEMENT

Combined Statement of Revenue, Expenditures and Changes in Fund Balance

For Fiscal Year Ended June 30, 1993

Acct #	Account Name	Fund Balance 7/1/92	Prior Year Adjust.	Transfers In	Invest. Income	Allocation	Transfers Out	Salaries & Benef.	Supplies & Mater.	Repair & Maint.	Equip.	Other Expend	Buildings & Land	Move Equity To NIIP	Fund Balance 6/30/93
5070	Energy Conservation	\$1,294	\$	\$4,818	\$28	\$336	\$	\$	\$	\$	\$	\$4,800	\$	\$	\$1,676
5073	Renovate Grizzly Circle	17,387	(4,647)		540								493		12,787
5074	Elevator Renovation	27,955			863								2,000		26,818
5075	Door/Sign Renov.-Handicap	6,707			159								1,931		4,935
5076	Bldg. Signage/Directory	9,780		10,000	434								5,466		14,748
5078	Sewer Line/Maurice Avenue	7,157			182										7,339
5081	Field House/Math Lab	0		20,000	37								19,957		80
5082	Classrm Window/Wall Wash	0		10,000	175					3,649					6,526
5083	Rpr Sidewalks/Campus Wide	0		20,000	225		20,186								39
5088	Rpl Atomic Exit Lights	0		13,000	133										13,133
5089	Sidewalk Rpl/Impr, Rankin	0		20,000	235										20,235
5092	Air Intake/Chase-McGill	427				(427)									0
5093	RegROUT Brick/Oval	5,884			259		6,143								0
5096	Honors College/Main Hall	874					874								0
5097	Exterior Painting R&R	30,506		35,000	458			52,861							13,103
5098	New Tech Class/ JNL 304	0		97,000	977			2,708	11,289		55,337	4	26,193		2,446
5099	Classroom Rpr & Maint.	0		133,000	472							12,173	40,366		80,933
5145	Yellow Bay Fuel Tanks	4,015			33	(336)						3,712			0
5147	Ft Missoula - Fencing	8,562			189										8,751
5148	Athletics Capital Reserve	0		20,000	184										20,184
5149	Tuckpointing, FS	0		8,000	29					1,753					6,276
5150	Grow Room, SC020	0		16,893	19								1,190		15,722
5151	New Tech Class Reno, LA102	0		85,000	36				10,280		47,452	1,316	16		25,972
5152	ST & Parking Lot Repairs	0		10,000	52	15,000						4,875			20,177
5839	GAAP Adjustments	169,078											(30,218)	(41,624)	157,672
TOTAL FACILITIES SERVICES															
RENEWAL & REPLACEMENT		\$289,626	(\$4,647)	\$502,711	\$5,719	\$14,573	\$27,203	\$55,569	\$21,569	\$5,402	\$102,789	\$26,880	\$67,394	(\$41,624)	\$459,552

PLANT FUNDS

Schedule of Notes Payable

For Fiscal Year Ended June 30, 1993

MORTGAGES

Description	Loan #	Monthly Payments	Interest Rate	Original Contract	Principal Balance 7/1/92	Interest Payment	Principal Payment	Principal Balance 6/30/93
633 S 5th E	8014415	\$374	7.50	\$50,400	\$44,875	\$3,252	\$1,236	\$43,639
638 S 6th E	8014802	384	6.75	54,400	49,836	3,251	1,357	48,479
630 S. 6th E	8017878	304	6.75	40,000	39,201	2,616	1,042	38,159
625 S. 5th E	8018125	472	6.75	59,200	57,862	4,041	1,448	56,414
TOTAL MORTGAGES				\$204,000	\$191,774	\$13,160	\$5,083	\$186,691

LOANS

Description	Annual Payments	Interest Rate	Original Contract	Principal Balance 7/1/92	Interest Payment	Principal Payment	Principal Balance 6/30/93
UM Foundation Loan	\$12,000	5.96	\$50,000	\$24,139	\$1,620	\$24,139	\$0
TOTAL LOANS				\$50,000	\$24,139	\$24,139	\$0

PLANT FUNDS

Schedule of Revenue Bonds Outstanding

For Fiscal Year Ended June 30, 1993

BOND ISSUE	Years Due	Interest Rate	Original Issue	Regular Redemption	Balance 7/1/92	Interest Payment	Principal Payment	Balance 6/30/93
SERIES A 1988 CHE POOLED EQUIPMENT BONDS								
	1992	6.150	\$1,121,655	\$	\$1,121,655	\$31,664	\$1,121,655	\$0
TOTAL SERIES A 1988 CHE POOLED EQUIPMENT BONDS			\$1,121,655	\$1,121,655	\$1,121,655	\$31,664	\$1,121,655	\$0
1985 A SERIES BONDS								
	1992	7.750	\$990,000	\$990,000	\$510,000	\$62,962	\$510,000	\$0
	1993	8.000	1,080,000	525,000	1,080,000	43,200	525,000	555,000
	1994	8.700	527,817		527,817			527,817
	1995	8.900	469,120		469,120			469,120
TOTAL 1985 A SERIES BONDS			\$3,066,937	\$1,515,000	\$2,586,937	\$106,162	\$1,035,000	\$1,551,937
1985 B SERIES BONDS								
	1992	7.750	\$145,000	\$145,000	\$70,000	\$9,313	\$70,000	\$0
	1993	8.000	165,000	80,000	165,000	6,600	80,000	85,000
	1994	8.700	95,066		95,066			95,066
	1995	8.900	83,597		83,597			83,597
	1996	9.100	64,895		64,895			64,895
TOTAL 1985 B SERIES BONDS			\$553,558	\$225,000	\$478,558	\$15,913	\$150,000	\$328,558
1987A FACILITIES REVENUE BONDS								
	1992	5.750	\$15,000	\$15,000	\$15,000	\$86,978	\$15,000	\$0
	1993	6.000	45,000	15,000	45,000	\$86,978	15,000	30,000
	1994	6.250	70,000		70,000			70,000
	1995	6.500	90,000		90,000			90,000
	1996	6.700	495,000		495,000			495,000
	1997	6.850	535,000		535,000			535,000
	1998	7.000	575,000		575,000			575,000
	1999	7.200	620,000		620,000			620,000
	2000	7.400	670,000		670,000			670,000
	2001	7.500	705,000		705,000			705,000
	2002-2005	7.625	3,400,000		3,400,000			3,400,000

	2006-2007	7.750	3,340,000		3,340,000			3,340,000
TOTAL 1987A FACILITIES REVENUE BONDS			\$10,560,000	\$30,000	\$10,560,000	\$173,956	\$30,000	\$10,530,000
1987B STADIUM REVENUE BONDS								
1992	5.750		\$10,000	\$10,000	\$5,000	\$2,285	\$5,000	\$0
1993	6.000		10,000	5,000	10,000	2,135	5,000	5,000
1994	6.250		10,000		10,000			10,000
1995	6.500		20,000		20,000			20,000
1996	6.700		35,000		35,000			35,000
TOTAL 1987B STADIUM REVENUE BONDS			\$85,000	\$15,000	\$80,000	\$4,420	\$10,000	\$70,000
TOTAL BOND ISSUES			\$15,387,150	\$2,906,655	\$14,827,150	\$332,115	\$2,346,655	\$12,480,495

PLANT FUNDS- NET INVESTMENT IN PLANT

Balance Sheet and Combined Statement of Additions, Deletions and Changes in Fund Balance
For Fiscal Year Ended June 30, 1993

	Fund Balance 7/1/92	Adjustments	Current Unrestricted	Designated	Auxiliaries
ASSETS:					
Land	\$2,408,295	\$	\$	\$	\$
Land Improvements	5,229,992	4,187		9,725	
Buildings	80,531,726	178,279	2,224	13,321	1,230
Equipment	20,512,490	(156,430)	365,556	721,157	87,955
Library Books	23,693,138	(22,926)	1,389,668	10,159	270
Museum and Art Collections	4,520,756	(1,940)			
Livestock	85,450				
Intangible Assets	616,424		10,457	10,645	
TOTAL ASSETS	\$137,598,271	\$1,170	\$1,767,905	\$765,007	\$89,455
LIABILITIES AND FUND BALANCE:					
Current Notes/Bonds Payable	\$2,361,421	\$	\$	\$	\$
Installment Purch/Lease Payable	2,819,351				
Notes Payable	201,147				
Revenue Bonds Payable	12,480,495				
Grant Fixed Assets	10,102,984	(32,392)			
Donated Fixed Assets	12,443,019	91,969			
University Net Investment in Plant	96,573,430	(58,407)	1,757,448	754,362	89,455
Intangible Investment in Plant	616,424		10,457	10,645	
TOTAL LIABILITIES AND FUND BALANCE	\$137,598,271	\$1,170	\$1,767,905	\$765,007	\$89,455

Restricted	Unexpended Plant	Renewal & Replacement	Retirement of Indebtedness	In Kind Gifts	Transfers/ Deletions	Fund Balance 6/30/93
\$	\$	\$	\$	\$	\$	\$2,408,295
		248,784				5,492,688
186,366	136,568	774,734				81,824,448
536,842		751,386		264,813	(845,856)	22,237,913
27,280				15,000	(5,500)	25,107,089
		1,000				4,519,816
90,750					(34,850)	141,350
10,280		26,230		3,978	(206,754)	471,260
\$851,518	\$136,568	\$1,802,134	\$0	\$283,791	(\$1,082,960)	\$142,202,859

\$	\$	\$	\$1,032,823	\$	(\$2,356,084)	\$1,038,160
					(355,134)	2,464,217
					(19,794)	181,353
			(1,032,823)			11,447,672
698,097					(51,303)	10,717,386
143,141				279,813	(107,704)	12,850,238
	136,568	1,775,904			2,003,813	103,032,573
10,280		26,230		3,978	(206,754)	471,260
\$851,518	\$136,568	\$1,802,134	\$0	\$283,791	(\$1,092,960)	\$142,202,859

AGENCY FUNDS

	Page
Balance Sheet	8.01 - 8.02
Combined Statement of Additions and Deductions for:	
Other Organizations	8.03
International Student Sponsor Fund	8.04
Loan Funds	8.05
Alumni Association	8.06 - 8.07

AGENCY FUNDS

Balance Sheet

June 30, 1993

	Other Organi- zations	Int'l Student Sponsor	Alumni Assoc	UM Found Gen Loan Fund	Butte AAUW	F.W. Paul	Joint Memorial	Foreign Students
ASSETS:								
Cash	\$89,637	\$20,398	\$377	\$400	\$469	\$3,042	\$430	\$305
Accounts Receivable	6,256		3,773					
Short Term Loans/Receivable				150	1,100	7,520	540	450
Long Term Loans/Receivable								
Allowance for Doubtful Accounts	(81)			(4)	(27)	(202)	(13)	(6)
Due from Local Government								
Investments	76,200	11,700	54,000					2,300
Prepaid Expenditures	1,005		3,046					
TOTAL ASSETS	<u>\$173,017</u>	<u>\$32,098</u>	<u>\$61,196</u>	<u>\$546</u>	<u>\$1,542</u>	<u>\$10,360</u>	<u>\$957</u>	<u>\$3,049</u>

LIABILITIES:

Accounts Payable	\$9,876	\$	\$7,382	\$	\$	\$	\$	\$
Deposits Held in Custody	163,141	32,098	53,814	546	1,542	10,360	957	3,049
TOTAL LIABILITIES	<u>\$173,017</u>	<u>\$32,098</u>	<u>\$61,196</u>	<u>\$546</u>	<u>\$1,542</u>	<u>\$10,360</u>	<u>\$957</u>	<u>\$3,049</u>

Loan Funds											Total Agency Funds
Carnel Porter Still	Freidlund Banking	Friedlund Music	E.C. Crary Memorial	Kyi Yo Indian Club	Vaughn Family	Law- Finlen Memorial	Bear Child Memorial	Sadie Erickson	Hulda Fields NAS	R & J Perkins Vienna	
\$703	\$35	\$125	\$49	\$186	\$680	\$75	\$350	\$97	\$396	\$250	\$118,004
											10,029
1,953	1,600	350		310	1,657		325		1,360	503	17,818
	776	475				5,500		2,303			9,054
(57)	(50)	(19)		(8)	(36)	(124)	(9)	(53)	(33)	(15)	(737)
27					48						75
1,600	12,900	4,900	200			8,600		400		3,100	175,900
											4,051
<u>\$4,226</u>	<u>\$15,261</u>	<u>\$5,831</u>	<u>\$249</u>	<u>\$488</u>	<u>\$2,349</u>	<u>\$14,051</u>	<u>\$666</u>	<u>\$2,747</u>	<u>\$1,723</u>	<u>\$3,838</u>	<u>\$334,194</u>

\$127	\$	\$	\$	\$	\$	\$	\$	\$	\$	\$	\$17,385
4,099	15,261	5,831	249	488	2,349	14,051	666	2,747	1,723	3,838	316,809
<u>\$4,226</u>	<u>\$15,261</u>	<u>\$5,831</u>	<u>\$249</u>	<u>\$488</u>	<u>\$2,349</u>	<u>\$14,051</u>	<u>\$666</u>	<u>\$2,747</u>	<u>\$1,723</u>	<u>\$3,838</u>	<u>\$334,194</u>

AGENCY FUNDS

Combined Statement of Additions and Deductions
For Fiscal Year Ended June 30, 1993

OTHER ORGANIZATIONS

Acct #	Account Name	Balance 7/01/92	Prior Year Adjust.	Revenue	Salaries & Wages	Employee Benefits	Operating Expend.	Balance 6/30/93
8002	Tips Clearing Account	\$ 0	\$170	\$	\$170	\$	\$	\$0
8006	Westn States Showdown	14,808		40,822	1,331	108	26,847	27,344
8007	Mansfield Cntr Term Liab	13,821		188			14,009	0
8010	Aber Hall Social Fund	4,836		6,981			2,835	8,982
8020	Turner Hall Social Fund	259		1,426			1,474	211
8030	Craig-Dunwy Social Fund	1,372		4,901			2,305	3,968
8040	Elrod Social Fund	517		3,176			1,314	2,379
8050	Jesse Hall Social Fund	1,110	(14)	5,285			2,683	3,698
8060	Knowles Hall Social Fund	20		3,980			2,904	1,096
8070	Miller Hall Social Fund	(1,260)		5,255			3,104	891
8080	Res Halls Social Fund	40,901	(301)	33,697			24,802	49,495
8085	ACUI Region 14 Conference	10		(10)			0	0
8095	AM College of Sports Medicine	2,617		579			646	2,550
8105	UC Social Committee	171		990			1,109	52
8110	NCAA Womens Basketball	0	692	124,097			117,250	7,539
8121	Extension Forestry	(1,325)	2,755	38,086			37,977	1,539
8124	Nat'l Resource Mod Journal	(13)	14	66			67	0
8125	"Water Law" Book Sales	0		51			51	0
8126	Mil Science Telephone	(804)		4,240			3,808	(372)
8127	Athletic Road Games Ticket Clr	0						0
8129	TIC-IT-E-Z Clearing	4,834	(576)	5,757			126	9,889
8133	Erasmus Work Award, Pol Sci	0		1,922	1,887	10		25
8134	Erasmus Work Award, English	410		1,851	2,250	11		0
8135	Erasmus Work Award, Philos	657		4,448	4,844	118		143
8136	Erasmus Work Award, Law	66		(66)				0
8137	Erasmus Work Award, Rel St	0						0
8138	Erasmus Work Award, Env St	3		3,693	3,087	24		585
8139	Erasmus Work Award, History	0		874	453	2		419
8141	Erasmus Work Award, For L&L	0						0
8150	Am Alliance of HPERD, Pres	1,854		49			481	1,422
8165	UM Spirit Squad	945		14			680	279
8180	HS Math Consortium	1,360		35			514	881
8185	Jr High School Math Consort	100					98	2
8200	Wolf Study	1					1	0
8210	MT Intersch Educ Assoc	21		534	401	2	47	105
8214	MT Committee for Humanities	(778)	943	17,508	289	64	17,320	0
8216	Montana Model UN	5,218		2,624	655	3	3,257	3,927
8218	MT Music Education Assoc	520		2,091			1,835	776
8224	PP Employee Vending	87		1,372			501	958
8238	MSU, College of Nursing	(319)	133	15,605			15,419	0
8240	Montana Science Fair	2,083		3,708			5,473	318
8241	School District Intern Prog	10,750		4,394			4,390	10,754
8243	Mu Phi Epsilon	633		257			301	589
8244	Phi Eta Sigma	463						463
8245	Silent Sentinel	0		667			279	388
8250	The "M" Trail Project	23		325			53	295
8260	Royalty Fund	7,996		13,565			12,095	9,466
8270	RMAIR/MSUCUP Registration	843		23			131	735
8287	Misc PR Deduct Clearing	(337)						(337)
8288	STIP Earnings	9,867	(2,999)	412				7,280
8810	KYLT Holiday Classic	4,190		65,289	2,914	175	62,930	3,460
TOTAL OTHER ORGANIZATIONS		\$128,530	\$817	\$420,761	\$18,281	\$517	\$369,116	\$162,194

Note: Account 8090-Wellness Center was moved in Fiscal Year 1993 to the designated Fund Group. The Fund Balance of \$4,486 was moved to Account 9550-Wellness Program.

AGENCY FUNDS

Combined Statement of Additions and Deductions
For Fiscal Year Ended June 30, 1993

INTERNATIONAL STUDENT SPONSOR FUND

Acct #	Account Name	Balance 7/01/92	Prior Year Adjust.	Revenue	Operating Expend.	Balance 6/30/93
8700	Int'l Student Sponsor	\$50,873	\$	\$12,759	\$31,534	\$32,098
	TOTAL INT'L STUDENT SPONSOR FUND	\$50,873	\$	\$12,759	\$31,534	\$32,098

AGENCY FUNDS

Combined Statement of Additions and Deductions
For Fiscal Year Ended June 30, 1993

LOAN FUNDS

Entity#	Account Name	Balance 7/1/92	Interest Collected on Loans	Interest Collected on Investments	Gifts & Donations	Transfers In (Out)	Collection Expend.	Allowance Adjustment	Balance 6/30/93
80150	Foundation General	\$534	\$5	\$	\$	\$	\$	(\$7)	\$546
80151	Butte AAUW	1,322	25					(195)	1,542
80153	F. W. Paul Memorial	10,306					(23)	(31)	10,360
80154	Joint Memorial	936	16					(5)	957
80155	Foreign Students	2,986		46			1	(18)	3,049
80156	Carnel, Porter, Still (SPE)	4,075	50	52			51	27	4,099
80157	Friedlund Banking	14,779	119	290			1	(74)	15,261
80158	Friedlund Music	5,381	85	142			59	(282)	5,831
80159	E. C. Crary Memorial	248		1					249
80160	Kyi Yo Indian Club	630	10					152	488
80161	Vaughn Family	2,324	100				31	44	2,349
80162	Law-Finlen Memorial	13,641	18	291			19	(120)	14,051
80163	Bear Child Memorial	586	32		50		8	(6)	666
80164	Sadie Erickson	2,694	53	3				3	2,747
80166	Hulda Fields Memorial (NAS)	1,744	35					56	1,723
80167	R&J Perkins Vienna	1,965	28	25	1,800			(20)	3,838
TOTAL AGENCY LOAN FUNDS		\$64,151	\$576	\$850	\$1,850	\$0	\$147	(\$476)	\$67,756

AGENCY FUNDS

Combined Statement of Additions and Deductions
For Fiscal Year Ended June 30, 1993

ALUMNI ASSOCIATION

	Alumni Operations	Alumni College	Home- coming	Travel Abroad	Chapters	Gatherings	Board Activities
REVENUE:							
Registration	\$	\$7,083	\$4,417	\$	\$	\$	\$
Gifts & Donations	2,379		100	100	616		
Dues	94,403						
Trip Fee Income	1,321			10,419			
Sales	2,408						
Investment and STIP Earnings	957						
Other Income	35,519	686	1,740		2,247	6,609	
Allocations within Funds	(55,494)	1,500	13,400			31,500	4,300
Allocation to Foundation	(14,556)						
TOTAL REVENUE	\$66,937	\$9,269	\$19,657	\$10,519	\$2,863	\$38,109	\$4,300
EXPENDITURES:							
Salaries & Wages	\$2,809	\$	\$1,899	\$	\$	\$	\$
Employee Benefits	180		40				
Other Services	771		196				
Supplies & Materials	40,611	8,135	7,123	3,638	79	22,954	1,280
Postage & Mailing	16,738	177	114			4,891	365
Advertising	1,582			392			
Telephone	1,028		28				
Travel	2,748	177		948		6,107	301
Meeting Room Rental	45		422				217
Repair & Maintenance	938						
Dues & Subscriptions	1,088						
Entertainment	2,558	316	5,143			3,108	1,555
Scholarships							
Other	7,454		4,002			77	169
TOTAL EXPENDITURES	\$78,550	\$8,805	\$18,967	\$4,978	\$79	\$37,137	\$3,887
Excess Revenue Over							
Expenditures	(\$11,613)	\$464	\$690	\$5,541	\$2,784	\$972	\$413
Beginning Balance 7/1/92	23,537	(203)	(173)	290	1,372	646	70
Prior Year Adjustments:							
Expenditures	(53)						
Balance at End of Year	\$11,871	\$261	\$517	\$5,831	\$4,156	\$1,618	\$483

Affiliates/ Campus Services	Commencement Activities	Class Reunions	Credit Cards	UM Parents Association	Unrelated Business Tax	Christenson Scholarship	TOTAL
\$	\$	\$9,890	\$	\$2,678	\$	\$	\$24,068
							3,195
				2,134			96,537
							11,740
	130		8,607				11,145
						358	1,315
							46,801
1,050		8,000	(8,511)		4,255		0
			(2,128)				(16,684)
\$1,050	\$130	\$17,890	(\$2,032)	\$4,812	\$4,255	\$358	\$178,117
\$	\$	\$	\$	\$	\$	\$	\$4,708
							220
					500		1,467
712		10,835		2,083			97,450
59		912		70	62		23,388
							1,974
							1,056
		23					10,304
		525					1,209
							938
							1,088
200		2,447		497			15,824
						450	450
20		10	2,128	101	1,839		15,800
\$991	\$0	\$14,752	\$2,128	\$2,751	\$2,401	\$450	\$175,876
\$59	\$130	\$3,138	(\$4,160)	\$2,061	\$1,854	(\$92)	\$2,241
33	124	(1,099)	4,160	212	7,289	14,786	51,044
							(53)
\$92	\$254	\$2,039	\$0	\$2,273	\$9,143	\$14,694	\$53,232

