

University of Montana

## ScholarWorks at University of Montana

---

University of Montana Annual Financial Reports,  
1918-2012

University of Montana Publications

---

11-2000

### Financial Report 2000

University of Montana--Missoula

Follow this and additional works at: [https://scholarworks.umt.edu/annual\\_financial\\_reports](https://scholarworks.umt.edu/annual_financial_reports)

**Let us know how access to this document benefits you.**

---


#### Recommended Citation

University of Montana--Missoula, "Financial Report 2000" (2000). *University of Montana Annual Financial Reports, 1918-2012*. 77.

[https://scholarworks.umt.edu/annual\\_financial\\_reports/77](https://scholarworks.umt.edu/annual_financial_reports/77)

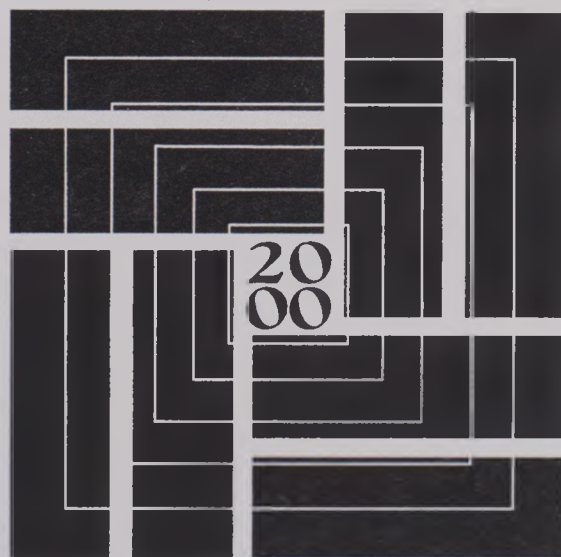
This Report is brought to you for free and open access by the University of Montana Publications at ScholarWorks at University of Montana. It has been accepted for inclusion in University of Montana Annual Financial Reports, 1918-2012 by an authorized administrator of ScholarWorks at University of Montana. For more information, please contact [scholarworks@mso.umt.edu](mailto:scholarworks@mso.umt.edu).

The University of Montana—Missoula



FINANCIAL REPORT

The University of Montana—Missoula



FINANCIAL REPORT



The University of  
**Montana**

Vice President, Administration and Finance  
The University of Montana  
Missoula, Montana 59812-1293

Phone: (406) 243-4662  
FAX: (406) 243-5537

14 November 2000

President George Dennison  
The University of Montana-Missoula  
Missoula, MT 59812

Dear President Dennison:

The University of Montana's annual Financial Statement for the Fiscal Year Ended June 30, 2000 is presented in the following pages. Included are reports that represent total University activity from all fund sources.

The Financial Statements have been presented in accordance with standards recommended by the National Association of College and University Business Officers (NACUBO) and the American Institute of Certified Public Accountants (AICPA).

Sincerely,

Rosi C. Keller  
Interim Vice President for Administration & Finance



# ***CONTENTS***

---

Montana Board of Regents

University Executive Officers

Office of Commissioner of Higher Education

Local Executive Board

The University of Montana: An Overview

Balance Sheet

Statement of Changes in Fund Balance

Statement of Current Revenues, Use of Current Funds,  
and Enrollment Trends

Notes to Financial Statements

## ***Montana Board of Regents***

*Patrick Davison, Chairman*  
Billings

*Lynn Morrison-Hamilton*  
Havre

*Richard Crofts*  
Commissioner of Higher Education  
Helena

*The Honorable Marc Racicot*  
Governor of Montana  
Ex-Officio

*Ed Jasmin*  
Big Fork

*Richard Roehm*  
Bozeman

*Jeremy Fritz, Student*  
Kalispell

*Margie Thompson*  
Butte

*Nancy Keenan*  
Superintendent of Public Instruction  
Ex-Officio Member

*Deborah Wetsit*  
Billings

## ***University Executive Officers***

*George M. Dennison*  
President

*Lois Muir*  
Provost and Vice President for Academic Affairs

*T. Lloyd Chesnut*  
Vice President for Research, Development & Graduate Studies

*Robert Frazier*  
University Executive Vice President and Executive Assistant to the President

*Barbara Hollman*  
Vice President for Student Affairs

*David Aronofsky*  
Legal Counsel

*Rosi C. Keller*  
Interim Vice President for Administration and Finance

## ***Office of Commissioner of Higher Education***

*Richard A. Crofts*  
Commissioner of Higher Education

*Joyce A. Scott*  
Deputy Commissioner for Academic & Student Affairs

*Rod Sundsted*  
Associate Commissioner for Fiscal Affairs

## ***Local Executive Board***

*Arlene Breum*  
Missoula

*Leonard Landa*  
Missoula

*Col. Sam Roberts*  
Missoula

## *The University of Montana-Missoula*

Ten years ago, The University of Montana-Missoula hit the big time when Martin Nemko listed it in his book *How to Get an Ivy League Education at a State University*. Today the University still ranks as one of the 100 best values in higher education nationwide.

Since it's founding in 1893, UM has prided itself on providing high-quality, well-rounded education. While its primary focus is undergraduate liberal arts and science programs, the University's seven schools train students for professions in journalism, law, business, forestry, education, pharmacy and the fine arts. UM's college of Technology offers courses in 29 programs, including retail management, electronics and practical nursing. Special centers such as the Montana World Trade Center and the Bureau of Business and Economic Research provide Montanans a range of services.

Located in a culturally active town surrounded by mountain grandeur, UM is a magnet for energetic and highly qualified teachers and researchers. The University also brings in hundreds of out-of-state and foreign students to offset its relatively isolated setting and enhance its diversity.

A city within a city- with its own eateries, places to shop, medical facilities, banking and postal services – UM has an increasingly diverse population. In fall 1999 UM's enrollment included nearly 315 foreign students representing 60 countries around the globe. Culture abounds in the form of concerts, recitals, lectures, and theater productions and art exhibits.

UM's size, just over 12,000 students, makes it a friendly campus where students feel comfortable seeking out faculty mentors. Research opportunities for undergraduate students are plentiful. UM boasts 28 Rhodes Scholars, ranking it 17<sup>th</sup> in the nation and fifth among public universities. Seven graduates have won Pulitzer Prizes. Law students consistently take honors in national competitions.

The University of Montana-Missoula fields competitive teams in men's and women's sports within the Big Sky Athletic Conference. The Grizzly football team has gone to the I-AA playoffs eight years and in 1995 won the Division I-AA National Championship. Lady Griz basketball teams have advanced to the NCAA playoffs 13 times in seventeen years.

UM offers extracurricular activities for all students, from scholastic honor societies and Greek living to volunteer activities, work-study opportunities and intramural sports. Within minutes of campus are places to downhill ski, fish and hunt wild game. More daring students can hang glide from the peak of the UM-owned Mount Sentinel, which rises to 5,200 feet just behind Main Hall. A hike up the M trail is a favorite pastime for students and campus visitors.

Nemko called Missoula "a Rocky Mountain Berkeley ...the kind of place many people hate to leave." The University of Montana can take much credit for that.

**BALANCE SHEET**

June 30, 2000

|   | Current Funds        |                      |                          |                      |
|---|----------------------|----------------------|--------------------------|----------------------|
|   | Unrestricted         |                      |                          |                      |
|   | General<br>Operating | Designated           | Auxiliary<br>Enterprises | Restricted           |
| <b>ASSETS</b>                                 |                      |                      |                          |                      |
| Cash and Cash Equivalents                     | \$ 3,576,370         | \$ 5,412,519         | \$ 2,938,698             | \$ 2,609,313         |
| Investments                                   |                      | 124,007              |                          |                      |
| Accounts Receivable, Net of Allowance         | 574,532              | 649,195              | 423,596                  | 3,374,701            |
| Interest Receivable                           |                      |                      |                          |                      |
| Inventories                                   | 11,778               | 513,166              | 412,002                  |                      |
| Prepaid Expenses and Deferred Charges         | 1,445,838            | 368,510              | 15,099                   | 232,022              |
| Due from Federal Government                   | 672                  |                      |                          | 4,727,315            |
| Due from Other Fund Groups                    | 1,394,480            | 1,015,990            | 244,234                  | 1,286,062            |
| Interfund Loans Receivable                    |                      | 4,000,000            |                          |                      |
| Student Loans Receivable, Net of Allowance    |                      |                      |                          |                      |
| Loans Receivable, Net of Allowance            |                      |                      |                          |                      |
| Property, Equipment, & Other Assets           |                      |                      |                          |                      |
| Cash Collateral - Securities Lending          |                      | 87                   |                          |                      |
| <b>TOTAL ASSETS</b>                           | <b>\$ 7,003,670</b>  | <b>\$ 12,083,474</b> | <b>\$ 4,033,629</b>      | <b>\$ 12,229,413</b> |
| <b>LIABILITIES AND FUND BALANCE</b>           |                      |                      |                          |                      |
| Accounts Payable and Accrued Liabilities      | \$ 3,860,382         | \$ 722,378           | \$ 331,499               | \$ 289,088           |
| Accrued Interest Payable                      |                      |                      | 918                      |                      |
| Students' Deposits                            | 77,399               |                      |                          |                      |
| Deposits Held in Custody for Others           |                      | 164,231              | 400,418                  | 150,913              |
| Due to Other Fund Groups                      | 639,085              | 1,249,595            | 600,250                  | 2,677,450            |
| Deferred Revenue                              | 2,244,042            | 1,233,877            | 339,377                  |                      |
| Current Notes Payable                         |                      |                      |                          |                      |
| Long Term Obligations                         |                      |                      |                          |                      |
| Interfund Loans Payable                       |                      |                      | 89,364                   | 4,000,000            |
| Bonds Payable, Net of Discount                |                      |                      |                          |                      |
| Compensated Leave                             | 8,067,024            | 2,172,050            | 1,028,950                |                      |
| Liability Under Securities Lending            |                      | 87                   |                          |                      |
| <b>TOTAL LIABILITIES</b>                      | <b>\$ 14,887,932</b> | <b>\$ 5,542,218</b>  | <b>\$ 2,790,776</b>      | <b>\$ 7,117,451</b>  |
| Fund Balances                                 | (7,884,262)          | 6,541,256            | 1,242,853                | 5,111,962            |
| <b>TOTAL LIABILITIES<br/>AND FUND BALANCE</b> | <b>\$ 7,003,670</b>  | <b>\$ 12,083,474</b> | <b>\$ 4,033,629</b>      | <b>\$ 12,229,413</b> |

See Summary of Significant Accounting Policies and Notes to Financial Statements.



| Student<br>Loan Funds | Endowment<br>Funds  | Plant Funds          |                          |                                  |                        | Agency<br>Funds     |
|-----------------------|---------------------|----------------------|--------------------------|----------------------------------|------------------------|---------------------|
|                       |                     | Unexpended           | Renewal &<br>Replacement | Retirement<br>of<br>Indebtedness | Investment<br>in Plant |                     |
| \$ 591,612            | \$ 218,069          | \$ 11,562,215        | \$ 5,227,548             | \$ 1,483,638                     |                        | \$ 1,436,931        |
|                       | 4,598,529           |                      | 345,798                  |                                  |                        | 235,700             |
| 4,912                 |                     | 30,847               |                          | 198,159                          |                        | 1,570,937           |
|                       | 12,003              | 89,592               | 1,256                    | 1,218                            |                        |                     |
|                       |                     | 12,174               |                          | 1,733,014                        |                        | 421                 |
| 46,018                |                     |                      |                          |                                  |                        |                     |
| 113,339               |                     | 150,000              | 144,837                  |                                  |                        | 2,052,958           |
|                       |                     |                      |                          | 89,364                           |                        |                     |
| 7,721,741             |                     |                      |                          |                                  |                        |                     |
| 415,596               |                     | 29,343               | 39,326                   | 248,568                          |                        |                     |
|                       |                     | 14,384,223           | 1,971,980                |                                  | 285,225,879            |                     |
|                       | 283,867             |                      |                          |                                  |                        | 720                 |
| <b>\$ 8,893,218</b>   | <b>\$ 5,112,468</b> | <b>\$ 26,258,394</b> | <b>\$ 7,730,745</b>      | <b>\$ 3,753,961</b>              | <b>\$ 285,225,879</b>  | <b>\$ 5,297,667</b> |
| \$ 2,278              |                     | \$ 633,302           | \$ 82,466                | \$ 117,119                       |                        | \$ 3,832,212        |
|                       |                     |                      |                          | 705,992                          |                        |                     |
|                       |                     |                      |                          |                                  |                        | 261,177             |
| 232                   |                     | 4,520                | 68,488                   | 1,355                            |                        | 1,160,925           |
|                       |                     | 113,552              | 14,951                   | 48,691                           |                        | 42,632              |
|                       |                     |                      |                          |                                  | 243,902                |                     |
|                       |                     |                      |                          |                                  | 2,826,023              |                     |
|                       |                     | 16,679,597           |                          | 1,751,310                        | 80,782,900             |                     |
|                       |                     |                      | 394                      |                                  |                        |                     |
|                       | 283,867             |                      |                          |                                  |                        | 721                 |
| <b>\$ 2,510</b>       | <b>\$ 283,867</b>   | <b>\$ 17,430,971</b> | <b>\$ 166,299</b>        | <b>\$ 2,624,467</b>              | <b>\$ 83,852,825</b>   | <b>\$ 5,297,667</b> |
| 8,890,708             | 4,828,601           | 8,827,423            | 7,564,446                | 1,129,494                        | 201,373,054            |                     |
| <b>\$ 8,893,218</b>   | <b>\$ 5,112,468</b> | <b>\$ 26,258,394</b> | <b>\$ 7,730,745</b>      | <b>\$ 3,753,961</b>              | <b>\$ 285,225,879</b>  | <b>\$ 5,297,667</b> |

# STATEMENT OF CHANGES IN FUND BALANCE

Year Ended June 30, 2000

|  | Current Funds         |                      |                          |                      |
|--|-----------------------|----------------------|--------------------------|----------------------|
|  | Unrestricted          |                      |                          |                      |
|  | General<br>Operating  | Designated           | Auxiliary<br>Enterprises | Restricted           |
| <b>REVENUES AND OTHER ADDITIONS</b>                          |                       |                      |                          |                      |
| Unrestricted Current Fund                                    | \$ 81,409,864         | \$ 19,551,476        | \$ 27,611,344            | \$                   |
| Private Gifts, Grants and Contracts                          |                       |                      |                          | 11,085,757           |
| Government Grants and Contracts                              |                       |                      |                          | 33,260,916           |
| Federal Contributions  |                       |                      |                          |                      |
| Land Grant Income  |                       |                      |                          |                      |
| Interest and Recovery on Loans                               |                       |                      |                          |                      |
| Student Fees   |                       |                      |                          |                      |
| Investment Income  |                       |                      |                          | 272,823              |
| Retirement of Indebtedness                                   |                       |                      |                          |                      |
| Gain on Advance Refunding of Revenue Bonds                   |                       |                      |                          |                      |
| Additions to Plant   |                       |                      |                          |                      |
| Other  |                       |                      |                          | 416,782              |
| <b>TOTAL REVENUES AND OTHER ADDITIONS</b>                    | <b>\$ 81,409,864</b>  | <b>\$ 19,551,476</b> | <b>\$ 27,611,344</b>     | <b>\$ 45,036,278</b> |
| <b>EXPENDITURES AND OTHER DEDUCTIONS</b>                     |                       |                      |                          |                      |
| Current Funds Expenditures                                   | \$ 80,803,063         | \$ 17,250,545        | \$ 22,003,122            | \$ 40,451,710        |
| Indirect Cost Recovered                                      |                       |                      |                          | 3,753,612            |
| Loan Cancellations, Collection Costs<br>and Bad Debt Expense |                       |                      |                          |                      |
| Expended for Plant Facilities                                |                       |                      |                          |                      |
| Retirement of Indebtedness                                   |                       |                      |                          |                      |
| Interest on Indebtedness                                     |                       |                      |                          |                      |
| Other Expenditures   |                       |                      |                          |                      |
| Deletions from Plant   |                       |                      |                          |                      |
| <b>TOTAL EXPENDITURES AND OTHER DEDUCTIONS</b>               | <b>\$ 80,803,063</b>  | <b>\$ 17,250,545</b> | <b>\$ 22,003,122</b>     | <b>\$ 44,205,322</b> |
| <b>TRANSFERS AMONG FUNDS - ADDITIONS(DEDUCTIONS)</b>         |                       |                      |                          |                      |
| Mandatory:   |                       |                      |                          |                      |
| Principal and Interest                                       | \$                    | \$ (1,007,219)       | \$ (3,886,662)           | \$                   |
| Renewals and Replacements                                    |                       |                      |                          |                      |
| Other  |                       | (6,882)              | (1,224,485)              |                      |
| Non-Mandatory  | (281,598)             | 414,612              | (169,610)                | 416,521              |
| Net Investment in Plant                                      |                       |                      |                          |                      |
| <b>TOTAL TRANSFERS - ADDITIONS(DEDUCTIONS)</b>               | <b>\$ (281,598)</b>   | <b>\$ (599,489)</b>  | <b>\$ (5,280,757)</b>    | <b>\$ 416,521</b>    |
| <b>NET INCREASE(DECREASE) FOR THE YEAR</b>                   | <b>\$ 325,203</b>     | <b>\$ 1,701,442</b>  | <b>\$ 327,465</b>        | <b>\$ 1,247,477</b>  |
| Fund Balance - Beginning of Year                             | \$ (8,085,198)        | \$ 4,828,101         | \$ 996,363               | \$ 4,076,749         |
| Prior Year Adjustments                                       | (124,267)             | 11,713               | (80,975)                 | (212,264)            |
| Fund Structure Changes                                       |                       |                      |                          |                      |
| Capitilized Interest Correction                              |                       |                      |                          |                      |
| <b>FUND BALANCE - BEGINNING OF YEAR RESTATED</b>             | <b>\$ (8,209,465)</b> | <b>\$ 4,839,814</b>  | <b>\$ 915,388</b>        | <b>\$ 3,864,485</b>  |
| <b>FUND BALANCE AT END OF YEAR</b>                           | <b>\$ (7,884,262)</b> | <b>\$ 6,541,256</b>  | <b>\$ 1,242,853</b>      | <b>\$ 5,111,962</b>  |
| Fund Balances Consist of:                                    |                       |                      |                          |                      |
| Unrestricted -   |                       |                      |                          |                      |
| General  | \$ (7,884,262)        | \$ 6,541,256         | \$ 1,242,853             | \$                   |
| Unexpended   |                       |                      |                          |                      |
| Renewal and Replacement                                      |                       |                      |                          |                      |
| Retirement of Indebtedness                                   |                       |                      |                          |                      |
| Restricted -   |                       |                      |                          |                      |
| U.S. Government Grants Refundable                            |                       |                      |                          |                      |
| General  |                       |                      |                          | 5,111,962            |
| Net Investment in Plant                                      |                       |                      |                          |                      |
| <b>TOTAL FUND BALANCES</b>                                   | <b>\$ (7,884,262)</b> | <b>\$ 6,541,256</b>  | <b>\$ 1,242,853</b>      | <b>\$ 5,111,962</b>  |

See Summary of Significant Accounting Policies and Notes to Financial Statements



**Plant Funds**

| Student<br>Loans    | Endowment<br>Funds  | Unexpended          | Renewal &<br>Replacement | Retirement of<br>Indebtedness | Investment<br>In Plant |
|---------------------|---------------------|---------------------|--------------------------|-------------------------------|------------------------|
| \$                  | \$                  | \$                  | \$                       | \$                            | \$                     |
| 12,583              |                     | 2,088,472           |                          |                               |                        |
| 245,187             |                     | 181,832             |                          |                               |                        |
| 179,490             |                     | 2,204,707           |                          | 1,086,861                     |                        |
| 6,536               | 47,591              | 832,078             | 295,486                  | 43,098                        | 47,554,748             |
|                     |                     |                     |                          | 1,970,474                     | 6,008,452              |
| 88,354              |                     | 637,454             | 136,209                  | 42,691,807                    |                        |
| <b>\$ 532,150</b>   | <b>\$ 47,591</b>    | <b>\$ 5,944,543</b> | <b>\$ 431,695</b>        | <b>\$ 45,792,240</b>          | <b>\$ 53,563,200</b>   |
| \$                  | \$                  | \$                  | \$                       | \$                            | \$                     |
| 310,517             |                     | 1,881,739           | 2,517,225                |                               |                        |
|                     |                     |                     |                          | 47,134,383                    | 43,944,777             |
|                     |                     |                     |                          | 4,809,798                     |                        |
|                     |                     | 957,458             | 300,634                  | 2,100,113                     |                        |
|                     |                     |                     |                          |                               | 1,410,048              |
| <b>\$ 310,517</b>   | <b>\$</b>           | <b>\$ 2,839,197</b> | <b>\$ 2,817,859</b>      | <b>\$ 54,044,294</b>          | <b>\$ 45,354,825</b>   |
| \$                  | \$                  | \$                  | \$                       | \$                            | \$                     |
|                     |                     | (1,480,076)         |                          | 6,373,957                     |                        |
|                     |                     | (108,625)           | 108,625                  |                               |                        |
|                     |                     | 16,092              |                          | 1,215,275                     |                        |
|                     | 36,436              | (1,987,648)         | 3,213,619                | (1,642,332)                   |                        |
|                     |                     | 6,199,335           | (1,185,327)              | 2,060,548                     | (7,074,556)            |
| <b>\$ 0</b>         | <b>\$ 36,436</b>    | <b>\$ 2,639,078</b> | <b>\$ 2,136,917</b>      | <b>\$ 8,007,448</b>           | <b>\$ (7,074,556)</b>  |
| <b>\$ 221,633</b>   | <b>\$ 84,027</b>    | <b>\$ 5,744,424</b> | <b>\$ (249,247)</b>      | <b>\$ (244,606)</b>           | <b>\$ 1,133,819</b>    |
| \$ 8,669,075        | \$ 4,744,574        | \$ 2,550,067        | \$ 7,985,815             | \$ 1,739,853                  | \$ 202,675,132         |
|                     |                     | (1,540)             | (3,387)                  | (15)                          | (6,086)                |
|                     |                     | 534,472             | (168,735)                | (365,738)                     |                        |
|                     |                     |                     |                          |                               | (2,429,811)            |
| <b>\$ 8,669,075</b> | <b>\$ 4,744,574</b> | <b>\$ 3,082,999</b> | <b>\$ 7,813,693</b>      | <b>\$ 1,374,100</b>           | <b>\$ 200,239,235</b>  |
| <b>\$ 8,890,708</b> | <b>\$ 4,828,601</b> | <b>\$ 8,827,423</b> | <b>\$ 7,564,446</b>      | <b>\$ 1,129,494</b>           | <b>\$ 201,373,054</b>  |
| \$                  | \$                  | \$                  | \$                       | \$                            | \$                     |
| 775,864             | 1,692,057           | 5,680,269           |                          |                               |                        |
|                     |                     |                     | 7,064,446                |                               |                        |
|                     |                     |                     |                          | 117,184                       |                        |
| 8,114,844           |                     |                     |                          |                               |                        |
|                     | 3,136,544           | 3,147,154           | 500,000                  | 1,012,310                     |                        |
|                     |                     |                     |                          |                               | 201,373,054            |
| <b>\$ 8,890,708</b> | <b>\$ 4,828,601</b> | <b>\$ 8,827,423</b> | <b>\$ 7,564,446</b>      | <b>\$ 1,129,494</b>           | <b>\$ 201,373,054</b>  |

# STATEMENT OF CURRENT FUNDS REVENUES, EXPENDITURES AND OTHER CHANGES

Year Ended June 30, 2000

|  | General<br>Operating | Unrestricted<br>Designated |
|--|----------------------|----------------------------|
| <b>REVENUES</b>  |                      |                            |
| Tuition and Fees   | \$ 44,325,851        | \$ 4,430,439               |
| State Appropriation  | 35,685,429           |                            |
| Federal Grants and Contracts                                       | 159,850              |                            |
| State and Local Grants/Contracts                                   |                      |                            |
| Private Grants and Contracts                                       |                      |                            |
| Private Gifts  |                      | 84,769                     |
| Investment Income  | 523,425              | 531,183                    |
| Sales and Service  |                      | 6,817,292                  |
| Indirect Cost Recoveries   |                      | 3,718,985                  |
| Other Sources  | 715,309              | 3,968,808                  |
| <b>TOTAL CURRENT REVENUES</b>                                      | <b>\$ 81,409,864</b> | <b>\$ 19,551,476</b>       |
| <b>EXPENDITURES AND MANDATORY TRANSFERS</b>                        |                      |                            |
| Educational and General:   |                      |                            |
| Instruction  | \$ 44,186,781        | \$ 2,369,460               |
| Research   | 1,894,865            | 3,122,781                  |
| Public Service   | 726,691              | 1,152,215                  |
| Academic Support   | 10,528,175           | 1,019,820                  |
| Student Services   | 5,686,864            | 6,778,955                  |
| Institutional Support  | 6,109,331            | 1,522,698                  |
| Operations and Maintenance of Plant                                | 8,288,024            | 173,642                    |
| Scholarships and Fellowships                                       | 3,382,332            | 1,075,039                  |
| <b>EDUCATIONAL AND GENERAL EXPENDITURES</b>                        | <b>\$ 80,803,063</b> | <b>\$ 17,214,610</b>       |
| Auxiliary Enterprises Expenditures                                 |                      | 35,935                     |
| <b>TOTAL EXPENDITURES</b>  | <b>\$ 80,803,063</b> | <b>\$ 17,250,545</b>       |
| <b>MANDATORY TRANSFERS</b>   |                      |                            |
| Principal and Interest   | \$                   | \$ 1,007,219               |
| Other  |                      | 6,882                      |
| <b>TOTAL MANDATORY TRANSFERS</b>                                   | <b>\$</b>            | <b>\$ 1,014,101</b>        |
| <b>TOTAL EXPENDITURES, ADJUSTMENTS AND<br/>MANDATORY TRANSFERS</b> | <b>\$ 80,803,063</b> | <b>\$ 18,264,646</b>       |
| <b>OTHER TRANSFERS - ADDITIONS(DEDUCTIONS)</b>                     |                      |                            |
| Restricted Receipts Over (Under)                                   |                      |                            |
| Transfers to Revenue   | \$                   | \$                         |
| Non-Mandatory Transfers  | (281,598)            | 414,592                    |
| <b>TOTAL OTHER TRANSFERS -ADDITIONS(DEDUCTIONS)</b>                | <b>\$ (281,598)</b>  | <b>\$ 414,592</b>          |
| <b>NET INCREASE (DECREASE) IN FUND BALANCE</b>                     | <b>\$ 325,203</b>    | <b>\$ 1,701,422</b>        |

See Summary of Significant Accounting Policies and Notes to Financial Statements.

# Auxiliary Enterprises

# Restricted

# Total

|                      |                      |                       |
|----------------------|----------------------|-----------------------|
| \$ 4,491,722         | \$                   | \$ 53,248,012         |
|                      |                      | 35,685,429            |
|                      | 28,606,461           | 28,766,311            |
|                      | 1,555,982            | 1,555,982             |
|                      | 7,544,594            | 7,544,594             |
|                      | 2,188,160            | 2,272,929             |
| 424,513              | 272,823              | 1,751,944             |
| 22,354,874           |                      | 29,172,166            |
|                      |                      | 3,718,985             |
| 340,235              | 283,690              | 5,308,042             |
| <b>\$ 27,611,344</b> | <b>\$ 40,451,710</b> | <b>\$ 169,024,394</b> |

|                      |                      |                       |
|----------------------|----------------------|-----------------------|
| \$ 5,546,636         | \$                   | \$ 52,102,877         |
| 17,690,024           |                      | 22,707,670            |
| 4,006,739            |                      | 5,885,645             |
| 2,300,005            |                      | 13,848,000            |
| 108,753              |                      | 12,574,572            |
| 31,333               |                      | 7,663,362             |
| 76,886               |                      | 8,538,552             |
| 10,555,308           |                      | 15,012,679            |
| <b>\$ 40,315,684</b> | <b>\$</b>            | <b>\$ 138,333,357</b> |
| 22,003,122           | 136,026              | 22,175,083            |
| <b>22,003,122</b>    | <b>\$ 40,451,710</b> | <b>\$ 160,508,440</b> |

|                  |           |                     |
|------------------|-----------|---------------------|
| 3,886,662        | \$        | \$ 4,893,881        |
| 1,224,485        |           | 1,231,367           |
| <b>5,111,147</b> | <b>\$</b> | <b>\$ 6,125,248</b> |

|                   |                      |                       |
|-------------------|----------------------|-----------------------|
| <b>27,114,269</b> | <b>\$ 40,451,710</b> | <b>\$ 166,633,688</b> |
|-------------------|----------------------|-----------------------|

|                  |                     |                     |
|------------------|---------------------|---------------------|
| \$ 830,956       | \$                  | \$ 830,956          |
| (169,610)        | 416,521             | 379,905             |
| <b>(169,610)</b> | <b>\$ 1,247,477</b> | <b>\$ 1,210,861</b> |
| <b>327,465</b>   | <b>\$ 1,247,477</b> | <b>\$ 3,601,567</b> |



# The University of Montana

## Sources of Current Revenues

|                      | <u>1998</u> | <u>1999</u> | <u>2000</u> |
|----------------------|-------------|-------------|-------------|
| Tuition and Fees     | 33.9%       | 33.4%       | 31.5%       |
| Grants and Contracts | 21.8%       | 23.4%       | 24.8%       |
| State Appropriations | 21.5%       | 21.3%       | 21.1%       |
| Sales and Service    | 18.4%       | 17.3%       | 17.3%       |
| Other Sources        | 4.4%        | 4.6%        | 5.3%        |

## Uses of Current Funds

|                                  | <u>1998</u> | <u>1999</u> | <u>2000</u> |
|----------------------------------|-------------|-------------|-------------|
| Instruction                      | 32.8%       | 33.2%       | 32.4%       |
| Auxiliary Enterprises            | 14.8%       | 14.3%       | 13.8%       |
| Research                         | 12.5%       | 13.4%       | 14.2%       |
| Student Services                 | 8.5%        | 7.6%        | 7.8%        |
| Academic Support                 | 8.8%        | 8.9%        | 8.6%        |
| Scholarships                     | 8.7%        | 9.7%        | 9.4%        |
| Plant Operations and Maintenance | 5.1%        | 5.0%        | 5.3%        |
| Institutional Support            | 4.7%        | 4.1%        | 4.8%        |
| Public Service                   | 4.1%        | 3.8%        | 3.7%        |

## Enrollment (Fall Semester)

|           |        |
|-----------|--------|
| 1999..... | 12,208 |
| 1998..... | 12,157 |
| 1997..... | 12,124 |
| 1996..... | 11,886 |
| 1995..... | 11,753 |
| 1994..... | 11,067 |
| 1993..... | 10,828 |
| 1992..... | 10,614 |
| 1991..... | 10,788 |



# THE UNIVERSITY OF MONTANA - MISSOULA

## A Component Unit of the State of Montana

---

### NOTES TO FINANCIAL STATEMENTS

For the year ended June 30, 2000

---

#### 1. Summary of Significant Accounting Policies

##### BASIS OF PRESENTATION

The University of Montana-Missoula financial statements include all activities of the University and the Forestry Experiment Station. The University of Montana - Missoula also has administrative oversight for Montana Tech, Western Montana College and Helena College of Technology. These financial statements exclude activity for these units, which are reported separately by each campus.

The financial statements for The University of Montana - Missoula (the University) are included as a component part of the State of Montana General Purpose Financial Statements, which are prepared annually and presented in the Montana Comprehensive Annual Financial Report.

The University follows the standards of accounting and reporting as described by National College and University Business Officers (NACUBO). In accordance with Governmental Accounting Standard No. 15, "Governmental College and University Accounting and Reporting Models," the University has adopted the American Institute of Certified Public Accountants' (AICPA) "College Guide Model."

##### BASIS OF ACCOUNTING

The financial statements of the University have been prepared on the accrual basis, except for depreciation accounting. The statement of current funds revenues, expenditures and other changes is a statement of financial activities related to the current reporting period. It does not purport to present the results of operations or the net income or loss for the period, as would a statement of income or a statement of revenues and expenses.

To the extent that current funds are used to finance plant assets, the amounts so provided are accounted for as (1) expenditures, in the case of normal additions; (2) mandatory transfers, in the case of required provisions for debt amortization and interest, and property renewal and replacement; and (3) other transfers, for all other cases.

##### FUND ACCOUNTING

The financial records are maintained in accordance with the principles of fund accounting. These principles require that resources be classified for accounting and reporting purposes into fund groups according to the activities or objectives specified for the resources. Accounts are separately maintained for each fund. In the accompanying financial statements, funds that have similar characteristics have been combined into fund groups. Descriptions of these fund groups are as follows:

Current funds - Current funds are used primarily to account for transactions made in performing the primary and support objectives of the University: instruction, research, public service, academic support, student services,

institutional support, operation and maintenance of plant, scholarships and fellowships and auxiliary activities. Funds included in this classification consist of:

- A. General operating funds - These funds are used to account for transactions relating to the educational and general operations of the University. The fund balance includes the unfunded liability of \$8,067,024 for compensated absences and associated benefits.
- B. Designated funds - These funds are used to account for educational, chargeback, and administrative activities that are essentially self-supporting. Resources in this fund group have been designated for specific purposes by the University or by the Montana Board of Regents.
- C. Auxiliary enterprises funds - These funds are used to account for transactions of substantially self-supporting activities that primarily provide services for students, faculty and staff. Auxiliary enterprises include activities such as student housing, dining services, swimming pool, golf course and health/dental service.
- D. Restricted funds - These funds are used to account for current funds expended for operating purposes but are restricted by donors or other outside agencies as to how they may be spent. Revenues of the restricted funds are reported in the statement of current funds revenues, expenditures and other changes only to the extent expended for current operating purposes. The difference between receipts and expenditures is included as an addition to or deduction from fund balance for the year.

Student loan funds - These funds are available as loans to students to help finance their education and are provided by federal, private and University sources. The federal government provides the majority of the funds.

Endowment and similar funds - These funds have specific donor or other outside agency restrictions prohibiting the expenditure of the principal. Generally, the principal is to be maintained in perpetuity and invested to produce income. The income may or may not be restricted as to use, at the donor's instruction.

Plant funds - These funds are used to account for the transactions relating to investment in University properties. Plant funds include:

- A. Unexpended plant fund - comprised of amounts that have been appropriated or designated for land, improvements, buildings and equipment.
- B. Renewal and replacement fund - comprised of amounts provided for renewal and replacement of properties.
- C. Retirement of indebtedness fund - accumulates resources for interest and principal payments and other debt service charges relating to plant fund indebtedness.
- D. Net investment in plant fund - represents the total of property, buildings, equipment and related liabilities.

Agency funds - These funds are used to account for assets held by the University as custodian or fiscal agent for others. Consequently, the transactions of this fund do not affect the statement of changes in fund balances.

## CAPITALIZATION POLICY

All state agencies are required to capitalize fixed assets only if an item's unit cost is \$5,000 or more and the item has a useful life of more than one year.

## INVESTMENT OF CURRENT OPERATING AND DESIGNATED FUNDS

The University is authorized and required to invest excess monies in the General Operating and Designated fund groups. The general fund appropriation for the fiscal year was reduced by the projected earnings on these funds. Any investment earnings in excess of the projected amount for the fiscal year is used for the Baker Grant, formerly known as the Montana Tuition Assistance Program.

Investment earnings from all campuses of The University of Montana were pooled and distributed to The University of Montana - Missoula, Montana Tech, Western Montana College and Helena College of Technology equal to the legislative reduction of the general fund appropriation. Earnings in excess of the projected earnings totaled \$586,998. The excess amount allocated to the four campuses was based on their investment earnings as a percentage of the total earned by all the campuses. The University of Montana - Missoula's share was \$502,616.

## INVESTMENT REPORTING AT FAIR VALUE

Statement #31 of the Governmental Accounting Standards Board requires reporting certain investments at fair value on the balance sheet. Fair value is the amount at which a financial instrument could be exchanged in a current transaction between willing parties. All investment income, including changes in the fair value of investments, is reported as investment income in the financial statements.

### 2. Assets

Investments - Investments at June 30, 2000 consisted of the following at fair value:

|                          | Investments Held by the State of<br>Montana Board of Investments | Investments Held<br>By Trustees |
|--------------------------|--|---------------------------------|
| Cash Equivalents         | \$ 10,705,991  | \$ 11,732,295                   |
| Stocks and Bonds         | 3,174,520  | -----                           |
| US Government Securities | -----  | 345,798                         |
| UM Foundation Pool       | -----  | 1,424,009                       |
| Certificate of Deposit   | -----  | 124,007                         |
|                          | <u>\$ 13,880,511</u>   | <u>\$ 13,626,109</u>            |

Cash equivalents consist of cash invested in Guaranteed Investment Contracts with AIG Funding Corporation and AMBAC Capital Funding and in the Short Term Investment Pool (STIP) with the Montana Board of Investments. Cash equivalents are classified as Risk Category #1.

STIP investments are purchased in accordance with the statutorily mandated "Prudent Expert Principle." The STIP portfolio includes asset-backed securities, banker's acceptances, certificates of deposit, commercial paper, corporate and government securities, repurchase agreements and variable rate securities to provide diversification and a competitive rate of return. Asset-backed securities are collateralized by non-mortgage assets pledged by the issuer. Asset-backed securities have one or more forms of credit enhancement to raise the quality of the security. Stocks and bonds consist of assets held in the Trust Funds Bond Pool (TFBP), and the Montana Stock Pool (Montcomp) administered by the Montana Board of Investments. Montcomp and TFBP investments are purchased in accordance with the statutorily mandated "Prudent Expert Principle."



The Montcomp portfolio includes common stock and convertible equity securities. Common stock represents ownership units (shares) of a public corporation. Common stock owners are entitled to vote on director selection and other important matters as well as receive dividends on their holdings. Convertible securities are securities carrying the right to exchange, or "convert" the instrument for other securities of the issuer or of another issuer. This definition most often applies to preferred stocks or corporate bonds carrying the right to exchange for a fixed number of shares of the issuer's common stock.

The TFBP portfolio includes corporate asset-backed, other corporate, U.S. government mortgage-backed government and Yankee securities. Corporate asset-backed securities represent debt securities collateralized by a pool of assets. U.S. government mortgage-backed securities reflect participation in a pool of residential mortgages. Government securities include direct and indirect obligations of the U.S. Treasury and state and local government bonds. Yankee bonds are U.S. dollar denominated securities issued by foreign corporations and governments and U.S. companies issuing debt in foreign markets.

The University Foundation Pool consists of certain endowment funds held in a common investment pool administered by the UM Foundation.

Investments are carried and reported at fair value in accordance with GASB statement #31 (see note #2). The cost basis of cash equivalents and investments held by the State of Montana Board of Investments was \$13,255,601. The cost basis of cash equivalents and investments held by trustees was \$13,456,629.

All current earnings (dividends and interest) earned by Endowment fund investments are distributed to Current Restricted Fund accounts. The University of Montana - Missoula's endowment policy limits spending to 5% of the principal amount and any excess is transferred back to the Endowment fund to be reinvested.

Securities Lending Transactions - Under the provisions of state statutes, the Board of Investments has, via a Securities Lending Authorization Agreement, authorized the custodial bank, State Street Bank and Trust, to lend the Board's securities to broker-dealers and other entities with a simultaneous agreement to return the collateral for the same securities in the future. During the period the securities are on loan, the Board receives a fee and the custodial bank must initially receive collateral equal to 102 percent of the market value of the loaned securities and maintain collateral equal to not less than 100 percent of the market value of the loaned security. The Board retains all rights and risks of ownership during the loan period.

During fiscal year 2000, State Street Bank lent, on behalf of the Board, certain securities held by State Street as custodian, and received in return, U.S. dollar currency, U.S. Government securities and irrevocable bank letters of credit. State Street does not have the ability to pledge or sell collateral securities unless the borrower defaults.

The Board did not impose any restrictions during fiscal year 2000 on the amount of loans that State Street made on its behalf. There were no failures by any borrowers to return loaned securities or pay distributions thereon during fiscal year 2000 and there were no losses resulting from default of the borrowers or State Street.

During fiscal year 2000, the Board and the borrowers maintained the right to terminate all securities lending transactions on demand. The cash collateral received on each loan was invested, together with the cash collateral of other qualified plan lenders, in a collective investment pool, the Securities Lending Quality Trust. The relationship between the average maturities of the investment pool and the Board's loans was affected by the maturities of the loans made by other plan entities that invested cash collateral in the collective investment pool, which the Board could not determine. On June 30, 2000 the board had no credit risk exposure to borrowers.

Security lending cash collateral for The University of Montana at June 30, 2000 was \$284,674.

Inventories - Inventories are comprised of consumable supplies, food items and items held for resale or recharge within the University. The larger inventories are valued using the moving average method. Other inventories are valued using FIFO or specific identification methods.

Loans Receivable - The loans receivable consist of two types of loans: short-term and long-term. The short-term loans are due in one payment 30 to 90 days from the date borrowed. The long-term loans are generally repayable in installments to the University over a one-year to ten-year period beginning zero to twelve months from the date of separation from the University (depending on loan type). Loans receivable from students bear interest at rates ranging from 0 to 12 percent.

Plant Assets - Plant assets are stated at cost when purchased or constructed or, if acquired by gift, at the estimated fair market value at date of gift. Intangible assets consist entirely of computer software. Equipment acquired with restricted grants and contracts is recorded as an addition to investment in plant at the time of purchase. On certain grants and contracts, title to equipment purchased is vested with the grantor or contractor until completion of the project at which time the equipment may revert to the University.

Governmental Accounting Standard No. 8, "Applicability of FASB Statement No. 93, Recognition of Depreciation by Not-for-Profit Organizations to Certain State and Local Governmental Entities," provides that governmental colleges and universities should not change their accounting and reporting for depreciation of capital assets as a result of FASB Statement No. 93. Accordingly, the University does not record depreciation of plant assets.

Property, equipment and other assets at June 30, 2000 consisted of the following:

|                             |                       |
|-----------------------------|-----------------------|
| Intangible Assets           | \$ 1,087,222          |
| Buildings and Improvements  | 202,093,774           |
| Furniture and Equipment     | 25,437,531            |
| Library Books and Materials | 36,341,499            |
| Land/Land Improvements      | 12,114,688            |
| Construction in Progress    | 19,614,512            |
| Museum and Art Collection   | 4,703,552             |
| Livestock                   | 189,304               |
| Total                       | <u>\$ 301,582,082</u> |

In 1881, the University became the beneficiary of a 46,709-acre land grant. Under provisions of the grant, proceeds from the sale of land and land assets must be reinvested and constitute, along with the balance of unsold land, a perpetual trust fund. The grant is administered as a trust by the State Land Board, which holds title and has the authority to direct, control, lease, exchange and sell these lands. The University, as a beneficiary, does not have title to the assets resulting from the grant, only a right to the earnings generated. The University's share of the trust earnings were \$181,832 in fiscal year ended June 30, 2000 and are reported as plant fund revenue.

### 3. Liabilities

Capital Leases - The University has future minimum lease commitments for capital lease obligations consisting of the following at June 30, 2000:

| <u>Fiscal Year</u>     | <u>Capital Leases</u> |
|------------------------|-----------------------|
| 2001                   | \$ 382,600            |
| 2002                   | 342,141               |
| 2003                   | 324,906               |
| 2004                   | 74,842                |
| Thereafter             | <u>-----</u>          |
| Minimum Lease Payments | <u>\$ 1,124,489</u>   |

Less: Amount Representing Interest 86,858

Present Value of Net Minimum

Lease Payments

\$ 1,037,631

Bonds Payable – Revenue bonds were issued pursuant to an Indenture of Trust between the Board of Regents of Higher Education for the State of Montana (on behalf of The University of Montana) and U. S. Bank Trust National Association MT. The bonds are secured by a first lien on the combined Pledged Revenues of the four campuses of The University of Montana. The pledged revenues earned at each campus are cross-pledged among all campuses of The University of Montana. Bonds payable recorded in the financial statements of each campus reflect the liability associated with the bond proceeds deposited into the accounts of that campus and do not necessarily mean that the debt service payments on that liability will be made by that campus.

The total aggregate principal amount originally issued pursuant to the Indenture of Trust and the various supplements to the Indenture for all campuses of The University of Montana was \$127,960,000. The combined principal amount outstanding at June 30, 2000 is \$122,340,002.

On November 10, 1993, The University of Montana - Missoula recorded \$47,095,000 in Series A 1993 Revenue Bonds (total issuance of \$48,050,000) with interest rates ranging from 2.3 to 5.0 percent to advance refund \$15,383,643 of outstanding 1985/1987 Series A and B Revenue bonds with interest rates ranging from 6.0 to 9.75 percent. Proceeds of \$21,254,665, together with certain funds and monies of the University were used to purchase U.S. government securities. Those securities were deposited in an irrevocable trust with an escrow agent to legally defease the 1985/1987 Series A and B bonds. The balance of the proceeds, together with certain funds and monies of the University provided funds for the acquisition, construction, repair, replacement, renovation and improvement of certain facilities and properties at the University.

On June 26, 1998, The University of Montana – Missoula recorded \$8,645,000 in Series E 1998 Revenue Bonds (total issuance \$10,670,000) with interest rates ranging from 3.75 to 5.00 percent. The proceeds from the issue provided funds for the acquisition, construction, repair, replacement renovation and improvement of certain facilities and properties at the University.

In September 1999, the Board of Regents of Higher Education authorized The University of Montana to proceed with the issuance of Series F 1999 Revenue Bonds. On November 12, 1999 the University of Montana – Missoula recorded \$55,076,160 of Series F 1999 Revenue Bonds (total issuance \$69,240,000) with interest rates ranging from 3.80% to 6.00%. The proceeds from the issue were used for the purpose of restructuring Series B, C and D Facilities Improvement Revenue Bonds, and for the acquisition, construction, remodeling, improvement and equipping certain facilities and properties at The University of Montana.

The University of Montana - Missoula recorded \$44,321,160 of the Series F 1999 Revenue Bonds to advance refund \$44,659,904 of outstanding Series B, C and D Facilities Improvements Revenue Bonds with average interest rates ranging from 4.30% to 6.65%. The bonds are considered legally defeased and as a result, the liability for those bonds has been removed from the plant funds.

The University of Montana advance refunded the B, C and D Facilities Improvement Revenue Bonds to reduce annual debt service payments thereby, better matching the term of the debt with the life of the financed facilities. The debt service cash flows for Series F 1999 Revenue Bonds exceed the debt service cash flows for the advance refunded bonds by \$22,662,589. The economic loss for The University of Montana - Missoula from the advance refunding is \$1,064,515 (difference between the present values of the debt service payments on the old and new debt).

Included in the Series F issuance is \$10,650,000 for construction of a new recreation facility at The University of Montana - Missoula. The students of the University voted to assess a student fee to fund a portion of the debt service on the \$11 million. The remainder of the debt service will be paid by fees charged faculty and staff, and from other projected sources of revenue.



Included in the Series D proceeds are \$7,000,000 for classroom and laboratory renovation at all campuses for which The University of Montana - Missoula has administrative oversight. Beginning in FY98, a student fee for academic facilities was collected on all four campuses and remitted to the Missoula campus for debt service on the \$7,000,000.

Revenue Bonds Payable - As of June 30, 2000, annual principal payments are as follows:

| <u>Series A 1993</u>       |                      |                  |
|----------------------------|----------------------|------------------|
| <u>Fiscal Year</u>         | <u>Interest Rate</u> | <u>Principal</u> |
| 2001                       | 4.00 - 4.10%         | \$ 1,730,000     |
| 2002                       | 4.10 - 4.20%         | 1,800,000        |
| 2003                       | 4.20 - 4.30%         | 1,875,000        |
| 2004                       | 4.30 - 4.50%         | 1,960,000        |
| 2005+                      | 4.50 - 5.00%         | 30,395,000       |
| Total                      |                      | \$37,760,000     |
| Less Unamortized Discount  |                      | (913,602)        |
| Total 1993 A Bonds Payable |                      | \$36,846,398     |

| <u>Series E 1998</u>      |                      |                  |
|---------------------------|----------------------|------------------|
| <u>Fiscal Year</u>        | <u>Interest Rate</u> | <u>Principal</u> |
| 2001                      | 3.90 - 4.00%         | \$ 330,000       |
| 2002                      | 4.00 - 4.10%         | 345,000          |
| 2003                      | 4.10 - 4.15%         | 360,000          |
| 2004                      | 4.15 - 4.20 %        | 640,000          |
| 2005+                     | 4.30 - 5.00%         | 6,910,000        |
|                           |                      | \$8,585,000      |
| Less Unamortized Discount |                      | (27,574)         |
| Total E Bonds Payable     |                      | \$8,557,426      |

| <u>Series F 1999</u>      |                      |                  |
|---------------------------|----------------------|------------------|
| <u>Fiscal Year</u>        | <u>Interest Rate</u> | <u>Principal</u> |
| 2001                      | 3.80 - 4.15%         | \$ 34,266        |
| 2002                      | 4.15 - 4.30%         | 254,266          |
| 2003                      | 4.30 - 4.45%         | 259,266          |
| 2004                      | 4.45 - 4.60 %        | 240,000          |
| 2005+                     | 4.60 - 6.00 %        | 54,059,922       |
|                           |                      | \$54,847,720     |
| Less Unamortized Discount |                      | (1,037,737)      |
| Total F Bonds Payable     |                      | \$53,809,983     |

In prior years, the University defeased certain bond issues by placing proceeds of new bonds in an irrevocable trust. The proceeds, together with interest earned thereon, will be sufficient for future debt service payments on the refunded issues. Accordingly, the trust account assets and the liability for the defeased bonds are not included in the University's financial statements. As of June 30, 2000, \$47,581,143 of bonds outstanding is considered defeased.

Notes Payable - On June 30, 2000, The University of Montana was indebted for long-term notes payable as follows:

| Description                          | Interest Rate | Maturity Date     | Principal Outstanding |
|--------------------------------------|---------------|-------------------|-----------------------|
| University Center Bookstore          | Variable      | June 30, 2005     | \$ 500,000            |
| Intercap - KUFM TV                   | Variable      | February 15, 2007 | 355,302               |
| Intercap - Lubrecht Forest           | Variable      | August 15, 2008   | 156,399               |
| Intercap - Mansfield Library         | Variable      | August 15, 2002   | 69,316                |
| Intercap - Telecommunications        | Variable      | February 15, 2001 | 38,110                |
| Intercap - Biological Station        | Variable      | August 15, 2002   | 12,010                |
| Intercap - Facility Services         | Variable      | February 15, 2001 | 10,000                |
| Intercap - Motor Pool                | Variable      | February 15, 2002 | 12,184                |
| Intercap - Campus Quick Copy         | Variable      | August 15, 2002   | 16,997                |
| Intercap - University College        | Variable      | August 15, 2002   | 8,384                 |
| Intercap - Intercollegiate Athletics | Variable      | February 15, 2010 | 450,000               |
| Intercap - Info.Tech Resource Center | Variable      | February 15, 2003 | 60,744                |
| Intercap - Printing Services         | Variable      | February 15, 2001 | 55,565                |
| Intercap - Helena College of Tech    | Variable      | February 5, 2003  | 24,588                |
| Mortgages                            | 8.50%         | June 15, 2017     | <u>262,695</u>        |
| Total Notes Payable                  |               |                   | \$2,032,294           |
| Less - Current Maturities            |               |                   | <u>243,902</u>        |
| Total Long Term Notes Payable        |               |                   | <u>\$1,788,392</u>    |

Compensated Leave - Eligible University employees earn 8 hours sick and 10 hours annual leave for each month worked. The accrual rate for annual leave increases with longevity. Eligible employees may accumulate annual leave up to twice their annual accrual. Sick leave may accumulate without limitation. Twenty-five percent of accumulated sick leave earned after July 1, 1971 and 100 percent of accumulated annual leave, if not used during employment, is paid upon termination. Sick and annual leave expense includes an increase of \$145,230 in estimated compensated leave liability.

#### 4. Commitments

The accrual basis of accounting provides that expenditures include only amounts associated with goods and services received and that liabilities include only the unpaid amounts associated with such expenditures. Accordingly, approximately \$157,000 of outstanding purchase orders and purchase commitments as of June 30, 2000 is not reported in the accompanying financial statements.

As of June 30 2000, the University has initiated construction of the following major capital projects:

| Project           | Budget<br>As of<br>6/30/00 | Total<br>Expenditures<br>as of 6/30/00 | Funding Source   |
|-------------------|----------------------------|--|--|
| Adams Field House | \$16,506,617               | \$16,198,769                           | 1995 C & 1996 D Revenue Bonds<br>Private Donations/Intercap Loan |

|                                       |              |              |                                 |
|---------------------------------------|--------------|--------------|---------------------------------|
| Pharmacy Addition & Renovation        | 10,460,000   | 10,381,841   | Private Donation & State Funds  |
| Met Net Lab Relocation                | 124,000      | 111,136      | 1996 D Revenue Bonds            |
| Classroom/Lab Renovation              | 7,240,290    | 7,240,290    | 1996 D Revenue Bonds            |
| Center for Student Success            | 2,000,000    | 460,394      | 1998 E Revenue Bonds            |
| Info Tech Resource Center             | 830,000      | 823,569      | 1998 E Revenue Bonds/Designated |
| Wash Grizzly Stadium Renovation       | 600,000      | 589,718      | 1998 E Revenue Bonds            |
| University Center Phase II Renovation | 3,600,000    | 3,425,125    | 1998 E Revenue Bonds            |
| Student Recreation Center             | 10,000,000   | 644,458      | 1999 F Revenue Bonds            |
| Renovation Treasure State Dining Room | 250,000      | 56,911       | Auxiliary Funds                 |
| Duniway Fire Sprinkler                | 200,000      | 22,391       | Auxiliary Funds                 |
| University Village Sewer Repair       | 251,091      | 253,091      | Auxiliary Funds                 |
| Turner Hall Alarm Enhancement         | 243,274      | 202,767      | Auxiliary Funds                 |
| Total                                 | \$52,305,272 | \$40,410,460 |                                 |

## 5. Federal Aid Fees

The University assesses a fee to cover administrative costs of the Federal Perkins Loan Fund and federal student aid programs. Federal regulations permit the entire fee to be charged to a single program or distributed equally, or unequally, to the various programs at the University's option. Administrative costs charged to federal financial aid programs for the fiscal year ended June 30, 2000, were \$159,850.

## 6. Retirement Plans

Full-time employees of The University of Montana are all members of the Public Employees Retirement System (PERS), Teachers' Retirement System (TRS) or the Optional Retirement Program (ORP) as described below. Only faculty and administrators with contracts under the authority of the Board of Regents are enrolled under TRS or ORP. Beginning July 1, 1993, state legislation required all new faculty and administrators with contracts under the authority of the Board of Regents to enroll in ORP.

### PERS and TRS

PERS and TRS are statewide, cost sharing, multiple employer defined benefit retirement plans. The plans are established under State law and are administered by the State of Montana. The plans provide retirement, disability, and death benefits to plan members and beneficiaries. PERS, a mandatory system established by the State in 1945, provides retirement services to substantially all public employees.

TRS, established in 1937, provides retirement services to all persons employed as teachers or professional staff of any public elementary or secondary school, or unit of the University System.

Contribution rates for the plan are required and determined by State law. The contribution rates for 2000 expressed as a percentage of covered payroll are as follows:

|      | <u>Employee</u> | <u>Employer</u> |
|------|-----------------|-----------------|
| PERS | 6.90%           | 6.90%           |
| TRS  | 7.15%           | 7.47%           |

The amounts contributed to the plan during years ending June 30, 1998, 1999, and 2000 were equal to the required contribution each year. The amounts contributed were as follows:



|                | <u>FY 1998</u> | <u>FY 1999</u> | <u>FY 2000</u> |
|----------------|----------------|----------------|----------------|
| PERS- Employer | \$1,564,587    | \$1,614,073    | \$1,845,278    |
| Employee       | \$1,564,572    | \$1,614,087    | \$1,843,993    |
| TRS - Employer | \$1,519,708    | \$1,517,824    | \$1,503,432    |
| Employee       | \$1,433,575    | \$1,431,265    | \$1,439,026    |

The plans issue publicly available annual reports that includes financial statements and required supplemental information. The reports may be obtained from the following:

Public Employees' Retirement Division  
P.O. Box 200131  
1712 Ninth Avenue  
Helena, Montana 59620-0131  
(406) 444-3154

### ORP

ORP was established in 1988 and is underwritten by the Teachers' Insurance and Annuity Association - College Retirement Equities Fund (TIAA-CREF). The ORP is a defined contribution plan. Contribution rates for the plan are required and determined by State law. The University's contributions were equal to the required contribution. The benefits at retirement depend upon the amount of contributions, amounts of investment gains and losses and the employee's life expectancy at retirement. Under the ORP, each employee enters into an individual contract with TIAA-CREF. The University of Montana records employee/employer contributions and remits monies to TIAA-CREF. Individuals are immediately vested with contributions.

Contributions to ORP for fiscal year 2000 are as follows:

|                            | <u>ORP</u><br><u>(TIAA-CREF)</u> |
|----------------------------|----------------------------------|
| Covered Payroll            | \$26,685,700                     |
| Employer Contributions     | 1,318,395                        |
| Percent of Covered Payroll | 4.94%                            |
| Employee Contributions     | 1,878,766                        |
| Percent of Covered Payroll | 7.04%                            |

In addition, a total of \$911,188 or 3.41 percent was contributed to TRS from ORP employer contributions to amortize past service unfunded liability in accordance with state law.

Annual reports that include financial statements and required supplemental information on the plan are available from:

TIAA-CREF  
730 Third Avenue  
New York, New York 10017-3206  
1-800-842-2733

## **7. Contingencies**

The University is a defendant in several legal actions. While the outcome cannot be determined at this time, management is of the opinion that the liability, if any, from these actions will not have a material effect on the University's financial position.


Funds provided to the University and accounted for in the current restricted funds and student loan funds are subject to review and audit by cognizant agencies. The University does not expect any material adjustments or repayments to result from such audits.

Although the University is exempt from federal income tax as an instrumentality of the State of Montana, certain income may be considered unrelated business income by the Internal Revenue Service. The Montana University System files appropriate tax returns with the IRS to report such income. Because the tax liability for the System as a whole is not material, no provision is recorded in the accompanying financial statement.


## **8. Affiliated Organizations**

University of Montana is a component unit of the State of Montana. These financial statements include only the activities, funds and accounts of the University. Private nonprofit organizations affiliated with the University include The University of Montana Foundation, the Grizzly Athletic Association, and The University of Montana Alumni Association. The foundation and associations operate exclusively for the purposes of encouraging, promoting and supporting educational programs, research, scholarly pursuits and athletics at, or in connection with, the University. In fiscal year 2000, \$8,831,652 was transferred to/expended for the University for scholarships and academic/institutional support from the Foundation and \$480,000 was transferred for scholarships and construction projects from the Grizzly Athletic Association. In exchange, the University provides the foundation with office space and an annually contracted fee; and the associations with office space, staff and some related office expenses.

The University of Montana—Missoula



The University of Montana—Missoula



OPERATIONAL REPORT



# THE UNIVERSITY OF MONTANA - MISSOULA

## OPERATIONAL REPORT

For Fiscal Year Ended June 30, 2000

### TABLE OF CONTENTS

|              |   | Page       |
|--------------|---|------------|
| Section I    | Current Unrestricted General Operating Funds      | 1.01-1.08  |
| Section II   | Current Unrestricted Designated Funds             | 2.01-2.39  |
| Section III  | Current Unrestricted Auxiliary Enterprise Funds   | 3.01-3.35  |
| Section IV   | Current Restricted Funds                          | 4.01-4.101 |
| Section V    | Student Loan Funds                                | 5.01-5.03  |
| Section VI   | Endowment Funds & Funds Functioning as Endowments | 6.01-6.02  |
| Section VII  | Plant Funds                                       | 7.01-7.24  |
| Section VIII | Agency Funds                                      | 8.01-8.02  |

**Section I**

**CURRENT UNRESTRICTED GENERAL OPERATING FUNDS**

**Page**

**Statement of Current Fund Revenue**

**1.01-1.02**

**Statement of Current Fund Expenditures**

**1.03-1.08**



THIS PAGE  
INTENTIONALLY  
LEFT BLANK

## CURRENT UNRESTRICTED GENERAL OPERATING FUNDS

Statement of Current Fund Revenue  
For Fiscal Year-Ended June 30, 2000

### State Revenue

#### University

General Fund Appropriation \$29,940,015

Millage Fund Appropriation 4,886,970

**Total University** 34,826,985

General Fund Forestry Experiment Station 858,444

**Total State Revenue** \$35,685,429

### Student Fee Revenue

#### Registration

Summer Semester 88,830

Fall Semester 369,780

Spring Semester 357,540

Other 6,500

**Total Registration** 822,650

#### Undergraduate

Summer Semester-Resident 818,140

Summer Semester-Non-Resident 999,181

Fall Semester-Resident 7,301,729

Fall Semester-Non-Resident 8,969,320

Spring Semester-Resident 7,060,030

Spring Semester-Non-Resident 8,541,568

WUE-Summer Semester 16,514

WUE-Fall Semester 423,507

WUE-Spring Semester 414,296

**Total Undergraduate** 34,544,285

#### Post Baccalaureate

Summer Semester-Resident 73,642

Summer Semester-Non-Resident 48,491

Fall Semester-Resident 254,815

Fall Semester-Non-Resident 182,647

Spring Semester-Resident 316,056

Spring Semester-Non-Resident 242,290

**Total Post Baccalaureate** 1,117,941

#### Graduate

Summer Semester-Resident 358,287

Summer Semester-Non-Resident 191,369

Fall Semester-Resident 714,383

Fall Semester-Non-Resident 1,466,055

Spring Semester-Resident 708,470

Spring Semester-Non-Resident 1,365,072

**Total Graduate** 4,803,636

## CURRENT UNRESTRICTED GENERAL OPERATING FUNDS

### Statement of Current Fund Revenue

For Fiscal Year Ended June 30, 2000

|  |                  |                     |
|--|------------------|---------------------|
| <b>Law</b>                                 |                  |                     |
| Registration-Fall Semester                 | 7,140            |                     |
| Registration-Spring Semester               | 6,720            |                     |
| Fall Semester-Resident                     | 200,081          |                     |
| Fall Semester-Non-Resident                 | 272,618          |                     |
| Spring Semester-Resident                   | 191,496          |                     |
| Spring Semester-Non-Resident               | 256,211          |                     |
| Summer Semester-Resident                   | 1,414            |                     |
| <b>Total Law</b>                           | <b>935,680</b>   |                     |
| <b>Special Fees</b>                        |                  |                     |
| Law  | 845,064          |                     |
| Pharmacy                                   | 780,000          |                     |
| Physical Therapy                           | 234,750          |                     |
| <b>Total Special Fees</b>                  | <b>1,859,814</b> |                     |
| <b>Miscellaneous</b>                       |                  |                     |
| Admissions                                 | 241,845          |                     |
| Late Fee                                   | 179,240          |                     |
| Deferred Fee                               | 100,500          |                     |
| Course Repeat Fee                          | 90,884           |                     |
| Bad Checks                                 | 4,425            |                     |
| Bad Debts                                  | 28,004           |                     |
| Other                                      | 289              |                     |
| <b>Total Miscellaneous</b>                 | <b>645,187</b>   |                     |
| <b>Total Student Revenue</b>               |                  | <b>44,729,193</b>   |
| <b>Federal Revenue</b>                     |                  |                     |
| Dept. of Ed/Admin. Fees - Perkins/FWS/SEOG | 142,000          |                     |
| Dept. of Ed/Admin. Fees - PELL             | 17,850           |                     |
| <b>Total Federal Revenue</b>               |                  | <b>159,850</b>      |
| <b>Other Revenue</b>                       |                  |                     |
| Administrative Fees                        | 15,540           |                     |
| STIP Earnngs                               | 523,425          |                     |
| Miscellaneous Income                       | 39,427           |                     |
| Travel Research                            | 257,000          |                     |
| <b>Total Other Revenue</b>                 |                  | <b>835,392</b>      |
| <b>Total Current Year Revenue</b>          |                  | <b>\$81,409,864</b> |

**CURRENT UNRESTRICTED GENERAL OPERATING FUNDS**

**Statement of Current Fund Expenditures**

**For Fiscal Year Ended June 30, 2000**

| Index #                                     | Description                         | Salaries<br>& Wages | Employee<br>Benefits | Operating<br>Expend. | Capital<br>Expend. | Transfers<br>Out | Total<br>Expend.  |
|---|-------------------------------------|---------------------|----------------------|----------------------|--------------------|------------------|-------------------|
| <b>Instruction</b>                          |                                     |                     |                      |                      |                    |                  |                   |
| <b>College of Arts &amp; Sciences</b>       |                                     |                     |                      |                      |                    |                  |                   |
| MANI01                                      | Anthropology                        | \$ 389,603          | \$ 86,254            | \$ 19,720            | \$ -               | \$ -             | \$ 495,577        |
| MASI01                                      | College of Arts & Sciences/Dean     | 34,215              |                      | 13                   |                    |                  | 34,228            |
| MASI02                                      | College of Arts & Sciences/Dean     |                     |                      | 312                  |                    |                  | 312               |
| MASI03                                      | Writing Lab                         | 51,033              | 9,553                | 4,824                |                    |                  | 65,410            |
| MASI04                                      | Writing Project                     | 48,368              | 185                  | 716                  |                    |                  | 49,269            |
| MASIS1                                      | College of Arts & Sciences/SUMMER   |                     | (101)                |                      |                    |                  | (101)             |
| MBII01                                      | Division of Biological Sciences     | 1,525,803           | 341,158              | 162,808              | 105                |                  | 2,029,874         |
| MCHI01                                      | Chemistry                           | 782,927             | 169,904              | 66,055               |                    |                  | 1,018,886         |
| MCMIO1                                      | Communication Studies               | 510,709             | 97,559               | 7,543                |                    |                  | 615,811           |
| MCSI01                                      | Computer Science                    | 537,201             | 120,677              | 37,481               |                    |                  | 695,359           |
| MECI01                                      | Economics                           | 484,697             | 103,607              | 10,603               |                    |                  | 598,907           |
| MENI01                                      | English                             | 1,599,810           | 300,309              | 43,291               |                    |                  | 1,943,410         |
| MESI01                                      | Environmental Studies               | 267,385             | 61,585               | 10,131               |                    | 21,288           | 360,389           |
| METI01                                      | Practical Ethics Center             | 48,857              | 13,009               | 2,704                |                    |                  | 64,570            |
| MFLI01                                      | Foreign Language & Literature       | 1,267,238           | 273,902              | 48,852               |                    |                  | 1,589,992         |
| MGEI01                                      | Geography                           | 372,751             | 83,226               | 21,309               |                    |                  | 477,286           |
| MGLI01                                      | Geology                             | 841,999             | 183,272              | 47,448               | 1,000              |                  | 1,073,719         |
| MHII01                                      | History                             | 895,279             | 177,973              | 18,891               |                    |                  | 1,092,143         |
| MLII01                                      | Linguistics                         | 240,911             | 47,882               | 12,603               |                    | 7,500            | 308,896           |
| MLSI01                                      | Liberal Arts                        | 369,462             | 82,427               | 10,782               |                    |                  | 462,671           |
| MMAI01                                      | Mathematics                         | 1,727,894           | 367,314              | 50,037               |                    |                  | 2,145,245         |
| MMSI01                                      | Military Science                    | 14,511              | 5,589                | 8,410                |                    |                  | 28,510            |
| MNAI01                                      | Native American Studies             | 291,433             | 65,784               | 14,987               |                    |                  | 372,204           |
| MPAI01                                      | Physics & Astronomy                 | 308,955             | 68,217               | 20,758               |                    |                  | 397,930           |
| MPCI01                                      | Political Science                   | 516,267             | 111,208              | 15,580               | 35                 |                  | 643,090           |
| MPLI01                                      | Philosophy                          | 397,909             | 82,049               | 15,280               |                    |                  | 495,238           |
| MPSI01                                      | Psychology                          | 927,856             | 198,898              | 51,293               |                    |                  | 1,178,047         |
| MSCI01                                      | Sociology                           | 676,757             | 140,748              | 19,698               |                    |                  | 837,203           |
| MSWI01                                      | Social Work                         | 439,094             | 93,935               | 23,198               | 36                 |                  | 556,263           |
| MWSI01                                      | Women's Studies                     | 13,227              | 4,758                | 13,179               |                    |                  | 31,164            |
| <b>Total College of Arts &amp; Sciences</b> |                                     | <b>15,582,151</b>   | <b>3,290,881</b>     | <b>758,506</b>       | <b>1,176</b>       | <b>28,788</b>    | <b>19,661,502</b> |
| <b>College of Technology</b>                |                                     |                     |                      |                      |                    |                  |                   |
| MCTI01                                      | Developmental Math                  | 30,174              | 8,533                |                      |                    |                  | 38,707            |
| MCTI02                                      | Business Technology                 | 523,287             | 114,708              | 10,513               |                    |                  | 648,508           |
| MCTI03                                      | Electronics Technology              | 74,801              | 17,763               | 7,564                |                    |                  | 100,128           |
| MCTI04                                      | Respiratory Therapy Tech            | 113,895             | 27,641               | 8,922                |                    |                  | 150,458           |
| MCTI05                                      | Surgical Technology                 | 86,357              | 18,418               | 3,032                |                    |                  | 107,807           |
| MCTI06                                      | Practical Nursing                   | 130,647             | 30,174               | 4,170                |                    |                  | 164,991           |
| MCTI07                                      | Culinary Arts                       | 109,264             | 24,246               | 18,628               |                    |                  | 152,138           |
| MCTI08                                      | Applied Arts & Sciences             | 253,808             | 53,426               | 6,287                |                    |                  | 313,521           |
| MCTI09                                      | Medical Laboratory Tech             | 23,219              | 3,822                | 5,064                |                    |                  | 32,105            |
| MCTI10                                      | Pharmacy Technology                 | 31,890              | 8,482                | 2,342                |                    |                  | 42,714            |
| MCTI11                                      | Building Maintenance & Engineering  | 46,719              | 10,173               | 7,352                |                    |                  | 64,244            |
| MCTI12                                      | Diesel Technology                   | 79,861              | 17,989               | 15,096               |                    |                  | 112,946           |
| MCTI13                                      | Small Engine & Equipment Technology | 64,049              | 13,316               | 8,674                |                    |                  | 86,039            |
| MCTI14                                      | Welding Technology                  | 85,127              | 20,100               | 11,101               |                    |                  | 116,328           |
| MCTI15                                      | Heavy Equipment Operation           | 62,288              | 16,809               | 14,163               |                    |                  | 93,260            |
| MCTI16                                      | Instruction Support                 | 70,921              | 19,969               | 20,128               |                    |                  | 111,018           |
| MCTI17                                      | Human Services                      | 36,560              | 7,848                | 4,025                |                    |                  | 48,433            |
| MCTI18                                      | Barbering                           | 48,764              | 11,570               | 1                    |                    |                  | 60,335            |
| <b>Total College of Technology</b>          |                                     | <b>1,871,631</b>    | <b>424,987</b>       | <b>147,062</b>       | <b>0</b>           | <b>0</b>         | <b>2,443,680</b>  |



**CURRENT UNRESTRICTED GENERAL OPERATING FUNDS**

**Statement of Current Fund Expenditures**

**For Fiscal Year Ended June 30, 2000**

| Index #  | Description  | Salaries<br>& Wages | Employee<br>Benefits | Operating<br>Expend. | Capital<br>Expend. | Transfers<br>Out | Total<br>Expend.  |
|--|--|---------------------|----------------------|----------------------|--------------------|------------------|-------------------|
| <b>Professional Schools</b>                            |  |                     |                      |                      |                    |                  |                   |
| <b>Business Administration</b>                         |  |                     |                      |                      |                    |                  |                   |
| MBUI01   | Accounting & Finance   | 847,739             | 172,523              | 22,021               |                    |                  | 1,042,283         |
| MBUI02   | Management   | 1,352,565           | 281,937              | 58,841               |                    |                  | 1,693,343         |
| MBUI03   | MBA - Business   | 32,883              | 9,011                | 27,777               |                    |                  | 69,671            |
|  | <b>Total Business Administration</b>                         | <b>2,233,187</b>    | <b>463,471</b>       | <b>108,639</b>       | <b>0</b>           | <b>0</b>         | <b>2,805,297</b>  |
| <b>School of Fine Arts</b>                             |  |                     |                      |                      |                    |                  |                   |
| MFAI01   | Art  | 622,107             | 138,181              | 18,755               |                    |                  | 779,043           |
| MFAI02   | Drama  | 758,451             | 160,040              | 23,295               |                    |                  | 941,786           |
| MFAI03   | Music  | 887,827             | 207,600              | 40,926               |                    |                  | 1,136,353         |
| MFAI04   | School of Fine Arts/Dean                                     |                     |                      | 2                    |                    |                  | 2                 |
| MFAI05   | School of Fine Arts/Dean                                     |                     |                      | 20                   |                    |                  | 20                |
| MFAI06   | Fine Arts Instruction  | 108,715             | 26,612               | 7,509                |                    |                  | 142,836           |
| MFAIS1   | School of Fine Arts/SUMMER                                   | 2,000               | 163                  |                      |                    |                  | 2,163             |
|  | <b>Total School of Fine Arts</b>                             | <b>2,379,100</b>    | <b>532,596</b>       | <b>90,507</b>        | <b>0</b>           | <b>0</b>         | <b>3,002,203</b>  |
| <b>School of Forestry</b>                              |  |                     |                      |                      |                    |                  |                   |
| MFRI01   | School of Forestry   | 893,392             | 201,334              | 34,187               |                    |                  | 1,128,913         |
| MFRI02   | School of Forestry   |                     |                      | 122                  |                    |                  | 122               |
| MFRI03   | Wildlife Biology   | 21,347              | 6,537                | 5,471                |                    |                  | 33,355            |
|  | <b>Total School of Forestry</b>                              | <b>914,739</b>      | <b>207,871</b>       | <b>39,780</b>        | <b>0</b>           | <b>0</b>         | <b>1,162,390</b>  |
| <b>School of Journalism</b>                            |  |                     |                      |                      |                    |                  |                   |
| MJNI01   | School of Journalism   | 322,380             | 73,461               | 58,084               |                    |                  | 453,925           |
| MJNI02   | Radio-TV   | 153,661             | 34,679               | 30,787               |                    |                  | 219,127           |
|  | <b>Total School of Journalism</b>                            | <b>476,041</b>      | <b>108,140</b>       | <b>88,871</b>        | <b>0</b>           | <b>0</b>         | <b>673,052</b>    |
| <b>School of Law</b>                                   |  |                     |                      |                      |                    |                  |                   |
| MBZI03   | Law School Special Fee                                       |                     |                      | 255                  |                    |                  | 255               |
| MLAI01   | School of Law  | 1,683,109           | 310,794              | 55,502               |                    |                  | 2,049,405         |
|  | <b>Total School of Law</b>                                   | <b>1,683,109</b>    | <b>310,794</b>       | <b>55,757</b>        | <b>0</b>           | <b>0</b>         | <b>2,049,660</b>  |
| <b>School of Pharmacy &amp; Allied Health Sciences</b> |  |                     |                      |                      |                    |                  |                   |
| MPHI01   | Pharmaceutical Sciences                                      | 466                 | 56                   | 25,769               |                    |                  | 26,291            |
| MPHI02   | Pharmaceutical Sciences                                      | 808,349             | 157,402              | 150,203              | 17,054             |                  | 1,133,008         |
| MPHI03   | Physical Therapy   | 502,993             | 108,783              | 47,208               | 358                |                  | 659,342           |
| MPHI04   | Pharmacy Practice  | 913,252             | 201,478              | 308,407              | 6,404              |                  | 1,429,541         |
|  | <b>Total School of Pharmacy &amp; Allied Health Sciences</b> | <b>2,225,060</b>    | <b>467,719</b>       | <b>531,587</b>       | <b>23,816</b>      | <b>0</b>         | <b>3,248,182</b>  |
| <b>School of Education</b>                             |  |                     |                      |                      |                    |                  |                   |
| MEDI02   | Curriculum & Instruction                                     | 997,837             | 230,101              | 45,108               | 39                 |                  | 1,273,085         |
| MEDI04   | Student Teaching Supervision                                 | 1,966               | 326                  | 52,943               |                    |                  | 55,235            |
| MEDI03   | Health & Human Performance                                   | 517,876             | 112,133              | 24,288               |                    |                  | 654,297           |
| MEDI01   | Educational Leadership                                       | 483,939             | 104,311              | 63,383               |                    |                  | 651,633           |
|  | <b>Total School of Education</b>                             | <b>2,001,618</b>    | <b>446,871</b>       | <b>185,722</b>       | <b>39</b>          | <b>0</b>         | <b>2,634,250</b>  |
|  | <b>Total Professional Schools</b>                            | <b>11,912,854</b>   | <b>2,537,462</b>     | <b>1,100,863</b>     | <b>23,855</b>      | <b>0</b>         | <b>15,575,034</b> |
| <b>Other Instructional Activities</b>                  |  |                     |                      |                      |                    |                  |                   |
| MBZT06   | Fees and Collections   |                     |                      | (47,619)             |                    |                  | (47,619)          |
| MCEI01   | WMC Summer Session - Odd                                     | (264)               | (40)                 | 4                    |                    |                  | (300)             |
| MCEI02   | UM Summer Session - Odd                                      | 524                 | 43                   |                      |                    |                  | 567               |
| MCEI03   | UM Summer Session - Even                                     | 1,331,969           | 197,544              | 23,863               |                    |                  | 1,553,376         |
| MCEI04   | WMC Summer Session - Even                                    | 9,662               | 1,718                | 3,074                |                    |                  | 14,454            |
| MFHI01   | Flathead Lake Biological Station                             | 29,747              | 7,831                | 25,394               | (68)               |                  | 62,904            |
| MGSI01   | Graduate Assistants  | 1,470,765           | 6,349                |                      |                    |                  | 1,477,114         |

**CURRENT UNRESTRICTED GENERAL OPERATING FUNDS**

**Statement of Current Fund Expenditures**

**For Fiscal Year Ended June 30, 2000**

| Index #                                    | Description                                      | Salaries<br>& Wages | Employee<br>Benefits | Operating<br>Expend. | Capital<br>Expend. | Transfers<br>Out | Total<br>Expend.  |
|--|--|---------------------|----------------------|----------------------|--------------------|------------------|-------------------|
| MPVA11                                     | Distrib Learning - Course Develop                |                     |                      | 356                  |                    |                  | 356               |
| MPVI01                                     | Faculty Reserve                                  |                     | (64)                 |                      |                    |                  | (64)              |
| MPVI02                                     | Ethics Professor                                 | 59,245              | 13,172               |                      |                    |                  | 72,417            |
| MPVI03                                     | Sabbatical Replacement Pool                      | 324,852             | 64,027               |                      |                    |                  | 388,879           |
| MPVI04                                     | Int'l Faculty Replacement Pool                   |                     |                      | 20,700               |                    |                  | 20,700            |
| MPVI07                                     | Distance Learning - MLF                          | 326,710             | 57,675               | 27,949               |                    |                  | 412,334           |
| MUM401                                     | Employee Benefit Pool                            |                     | 99,021               | 9,757                |                    |                  | 108,778           |
| MUMA02                                     | Budget Reserves                                  |                     | 11,269               |                      |                    |                  | 11,269            |
| MUMA03                                     | P/R Accrual/260 Days(Acad. Support)              | 36,249              | 137,563              |                      |                    |                  | 173,812           |
| MUMA09                                     | CIS Allocations                                  |                     |                      | 1,473,195            |                    |                  | 1,473,195         |
| MUMI05                                     | Faculty Termination Pay                          | 303,558             | 431,778              |                      |                    |                  | 735,336           |
| MUMI10                                     | VTI Instruction                                  | (46,006)            | (3,117)              |                      |                    |                  | (49,123)          |
| N / A                                      | Compensated Absences & Other                     |                     | 44,610               | 82,358               |                    |                  | 126,968           |
|  | <b>Total Other Instruct. Activities</b>          | <b>3,847,011</b>    | <b>1,069,379</b>     | <b>1,619,031</b>     | <b>(68)</b>        | <b>0</b>         | <b>6,535,353</b>  |
|  | <b>Total Instruction</b>                         | <b>33,213,647</b>   | <b>7,322,709</b>     | <b>3,625,462</b>     | <b>24,963</b>      | <b>28,788</b>    | <b>44,215,569</b> |
| <b>Organized Research</b>                  |  |                     |                      |                      |                    |                  |                   |
| <b>University of Montana Research</b>      |  |                     |                      |                      |                    |                  |                   |
| MASR01                                     | CAS State Research                               | 20,113              | 5,259                |                      |                    |                  | 25,372            |
| MBBR01                                     | Bureau of Bus. and Econ Research                 | 292,560             | 66,482               | 19,176               |                    |                  | 378,218           |
| MFHR01                                     | Biological Station-Research                      | 139,856             | 31,057               | 27,996               |                    |                  | 198,909           |
| MFRR01                                     | MT For and Cons Exper Recision                   | 46,389              | 11,094               | 59,477               |                    |                  | 116,960           |
| MFRR06                                     | Travel Research                                  | 86,222              | 19,899               | 12,342               |                    | 46,665           | 165,128           |
| MRAR01                                     | Shafizadeh Center                                | 20,499              | 7,783                | 1,072                |                    |                  | 29,354            |
| MRAR02                                     | Stella Duncan Memorial                           | 16,918              | 5,126                | 24                   |                    |                  | 22,068            |
| MTRR01                                     | Research Development                             |                     | 560                  | 50,000               |                    |                  | 50,560            |
| MTRR02                                     | Developmentally Disabled Prog                    |                     |                      | 6,500                |                    |                  | 6,500             |
| MUMA02                                     | Budget Reserves                                  |                     | 1,207                |                      |                    |                  | 1,207             |
| MUMA03                                     | Payroll Accrual/260 Days                         | 3,893               | 823                  |                      |                    |                  | 4,716             |
| MUMA09                                     | CIS Allocations                                  |                     |                      | 35,389               |                    |                  | 35,389            |
| MWLR01                                     | Mt Coop Wildlife Research Unit                   | 25,015              | 8,831                | 4,703                |                    |                  | 38,549            |
| N / A                                      | Compensated Absences                             |                     | 6,064                |                      |                    |                  | 6,064             |
|  | <b>Total Univ. of Montana Research</b>           | <b>651,465</b>      | <b>164,185</b>       | <b>216,679</b>       | <b>0</b>           | <b>46,665</b>    | <b>1,078,994</b>  |
| <b>Forestry Cons. &amp; Exper. Station</b> |  |                     |                      |                      |                    |                  |                   |
| MFRR02                                     | Geographic Info System                           | 57,865              | 12,990               | 14,994               |                    |                  | 85,849            |
| MFRR03                                     | Lubrecht   | 46,019              | 10,112               | 25,890               |                    |                  | 82,021            |
| MFRR04                                     | Mission Oriented Rsrch Program                   | 94,343              | 19,084               | 20,325               |                    |                  | 133,752           |
| MFRR05                                     | Forestry Conserv & Expermt Station               | 385,403             | 83,619               | 90,235               |                    |                  | 559,257           |
| N / A                                      | Payroll Accrual/260 Days                         | 1,000               | 657                  |                      |                    |                  | 1,657             |
|  | <b>Total Forestry Cons. &amp; Exper. Station</b> | <b>584,630</b>      | <b>126,462</b>       | <b>151,444</b>       | <b>0</b>           | <b>0</b>         | <b>862,536</b>    |
|  | <b>Total Organized Research</b>                  | <b>1,236,095</b>    | <b>290,647</b>       | <b>368,123</b>       | <b>0</b>           | <b>46,665</b>    | <b>1,941,530</b>  |
| <b>Public Service</b>                      |  |                     |                      |                      |                    |                  |                   |
| MBIP01                                     | Bio Science - UM Weed Control                    | 18,352              | 5,691                | 9,654                |                    |                  | 33,697            |
| MFAP01                                     | Montana Transport                                | 6,612               | 804                  | 5,141                |                    |                  | 12,557            |
| MFAP02                                     | Montana Repertory Theatre                        | 84,959              | 27,447               | 2,052                |                    |                  | 114,458           |
| MFAP03                                     | Jubileers  | 2,000               | 326                  | 7,254                | 174                |                  | 9,754             |
| MITP01                                     | KUFM   | 134,159             | 33,748               | 2,228                |                    |                  | 170,135           |
| MITP02                                     | Public TV  | 44,981              | 12,303               | 21,617               |                    | 20,000           | 98,901            |
| MPRP01                                     | Presidential Lecture Series                      |                     |                      | 38,303               |                    |                  | 38,303            |
| MPRP02                                     | Community Visitation Program                     |                     |                      | 9,525                |                    |                  | 9,525             |
| MPRP03                                     | Campus Compact                                   | 6,928               | 2,011                |                      |                    |                  | 8,939             |
| MRAP01                                     | Montana World Trade Center                       | 50,606              | 11,169               | 7,566                |                    |                  | 69,341            |
| MRMP01                                     | Center for the Rocky Mtn West                    | 144,813             | 40,183               | 17,358               |                    |                  | 202,354           |
| MUMA03                                     | Payroll Accrual/260 Days                         | 3,776               | 607                  |                      |                    |                  | 4,383             |

**CURRENT UNRESTRICTED GENERAL OPERATING FUNDS**  
**Statement of Current Fund Expenditures**  
**For Fiscal Year Ended June 30, 2000**

| Index # | Description                         | Salaries<br>& Wages | Employee<br>Benefits | Operating<br>Expend. | Capital<br>Expend. | Transfers<br>Out | Total<br>Expend.  |
|---------|-------------------------------------|---------------------|----------------------|----------------------|--------------------|------------------|-------------------|
| MUMP02  | Budget Reserves                     |                     | 939                  |                      |                    |                  | 939               |
| N / A   | Compensated Absences                |                     | (26,595)             |                      |                    |                  | (26,595)          |
|         | <b>Total Public Service</b>         | <b>497,186</b>      | <b>108,633</b>       | <b>120,698</b>       | <b>174</b>         | <b>20,000</b>    | <b>746,691</b>    |
|         | <b>Academic Support</b>             |                     |                      |                      |                    |                  |                   |
| MASA01  | College of Arts & Sciences/Dean     | 359,989             | 76,158               | 19,992               |                    |                  | 456,139           |
| MASA02  | CAS Computer Resource Manager       |                     |                      | 4,346                |                    |                  | 4,346             |
| MBCA01  | Broadcast Media Administration      | 216,037             | 56,649               | 44,449               |                    |                  | 317,135           |
| MBCP01  | KUFM                                |                     |                      | (21)                 |                    |                  | (21)              |
| MBUA01  | School of Business/Dean             | 362,860             | 78,302               | 24,616               |                    |                  | 465,778           |
| MBUA02  | MBA - Telecommunications            | 14,806              | 4,151                | 25,863               | 3,833              |                  | 48,653            |
| MCEA01  | Continuing Education Administration | 81,521              | 18,101               | 106                  |                    |                  | 99,728            |
| MCEA02  | Summer Session Administration       | 31,004              | 7,750                | 18,091               |                    |                  | 56,845            |
| MCEA03  | WBL Administration                  | 91,397              | 24,340               | 12,631               |                    |                  | 128,368           |
| MCTA01  | College of Technology/Dean          | 219,220             | 52,903               | 34,780               |                    |                  | 306,903           |
| MCTA02  | Academic Computing - COT            | 32,069              | 8,048                | 40,402               |                    |                  | 80,519            |
| MEDA01  | School of Education/Dean            | 159,523             | 44,333               | 40,937               |                    |                  | 244,793           |
| MFAA01  | Gallery of Visual Arts              |                     |                      | 6,088                |                    |                  | 6,088             |
| MFAA02  | Museum of Fine Arts                 | 33,968              | 9,015                | 3,498                | 600                |                  | 47,081            |
| MFAA03  | School of Fine Arts/Dean            | 194,988             | 42,347               | 29,224               |                    |                  | 266,559           |
| MFRA01  | School of Forestry/Dean             | 130,430             | 25,405               | 10,395               |                    |                  | 166,230           |
| MHCA01  | Davidson Honors College             | 173,962             | 41,722               | 29,660               |                    | 150              | 245,494           |
| MIPA01  | International Programs Admin.       | 132,807             | 32,722               | 4,365                |                    |                  | 169,894           |
| MJNA01  | School of Journalism/Dean           | 104,118             | 23,878               | 13,731               |                    |                  | 141,727           |
| MLAA01  | School of Law/Dean                  | 382,782             | 83,356               | 46,727               |                    |                  | 512,865           |
| MLAA02  | Law Library                         | 252,703             | 58,192               | 62,581               | 406,643            | 720              | 780,839           |
| MMLA01  | Mansfield Library                   | 1,881,347           | 501,605              | 136,451              | 940                |                  | 2,520,343         |
| MMLA02  | Library Materials                   |                     |                      | 226                  | 2,187,325          |                  | 2,187,551         |
| MMLA03  | COT Library                         |                     |                      | 3                    |                    |                  | 3                 |
| MPHA01  | School of Pharmacy/Dean             | 216,700             | 47,828               | 40,214               |                    |                  | 304,742           |
| MPVA01  | University College                  | 233,579             | 51,024               | 23,569               |                    | 1,794            | 309,966           |
| MPVA02  | Accreditation Visitation            | 455                 | 64                   | 69,662               |                    |                  | 70,181            |
| MPVA03  | Faculty Development                 |                     |                      | 475                  |                    |                  | 475               |
| MPVA04  | Faculty Senate                      | 17,348              | 6,166                | 4,265                |                    |                  | 27,779            |
| MPVA05  | Information Tech Resource Center    | 2,074               | 343                  | 316                  |                    |                  | 2,733             |
| MPVA09  | Distrib Learning - Faculty Develop  | (87)                | (13)                 |                      |                    |                  | (100)             |
| MPVA11  | Distrib Learning - Course Develop   |                     |                      | 52,698               |                    |                  | 52,698            |
| MRAA01  | Graduate School Administration      | 144,698             | 35,339               | 10,584               |                    |                  | 190,621           |
| MRAA02  | Animal Care                         | 131,302             | 38,817               | 15,421               |                    |                  | 185,540           |
| MUMA02  | Budget Reserves                     |                     | 13,215               |                      |                    |                  | 13,215            |
| MUMA03  | Payroll Accrual/260 Days            | 38,530              | 6,851                |                      |                    |                  | 45,381            |
| MUMA09  | CIS Allocations                     |                     |                      | 62,641               |                    |                  | 62,641            |
| N / A   | Compensated Absences                |                     | 11,107               |                      |                    |                  | 11,107            |
|         | <b>Total Academic Support</b>       | <b>5,640,130</b>    | <b>1,399,718</b>     | <b>888,986</b>       | <b>2,599,341</b>   | <b>2,664</b>     | <b>10,530,839</b> |
|         | <b>Student Services</b>             |                     |                      |                      |                    |                  |                   |
| MASS01  | Model UN                            |                     |                      | 1,258                |                    |                  | 1,258             |
| MITS01  | Banner Coordinator                  | 40,655              | 9,497                | 3,287                |                    |                  | 53,439            |
| MPRS01  | Athletics-General                   | 1,327,912           | 334,859              | 24                   |                    |                  | 1,662,795         |
| MPRS02  | Athletic Representative             | 9,604               | 1,483                | 768                  |                    |                  | 11,855            |
| MPRS03  | Marching Band                       | 7,976               | 83                   | 33,726               |                    |                  | 41,785            |
| MPVS01  | Registrars Office                   | 327,867             | 99,802               | 43,766               |                    |                  | 471,435           |
| MPVS02  | Catalogs                            |                     |                      | 52,175               |                    |                  | 52,175            |
| MSAS01  | VP Student Affairs Administration   | 151,579             | 33,944               | 55,228               | 19,382             |                  | 260,133           |
| MSAS02  | Foreign Student Services            | 89,715              | 23,611               | 13,049               |                    |                  | 126,375           |



CURRENT UNRESTRICTED GENERAL OPERATING FUNDS

Statement of Current Fund Expenditures

For Fiscal Year Ended June 30, 2000

| Index # | Description                         | Salaries<br>& Wages | Employee<br>Benefits | Operating<br>Expend. | Capital<br>Expend. | Transfers<br>Out | Total<br>Expend. |
|---------|-------------------------------------|---------------------|----------------------|----------------------|--------------------|------------------|------------------|
| MSAS03  | Disability Services                 | 227,984             | 59,834               | 36,077               |                    |                  | 323,895          |
| MSAS05  | Admissions/New Student Services     | 449,661             | 124,515              | 322,187              |                    |                  | 896,363          |
| MSAS06  | UM Advocates                        | 5,456               | 18                   | 5,377                |                    |                  | 10,851           |
| MSAS07  | Career Services                     | 206,603             | 57,120               | 43,926               |                    |                  | 307,649          |
| MSAS08  | Counseling/Mental Health            | 22,181              | 6,633                | 1,907                |                    |                  | 30,721           |
| MSAS09  | Financial Aid Administration        | 534,210             | 143,239              | 87,135               |                    |                  | 764,584          |
| MSAS10  | Greek Life Office                   | 12,009              | 3,450                | 3,596                |                    |                  | 19,055           |
| MSTS01  | ASUM Operations                     |                     |                      | 27,670               |                    |                  | 27,670           |
| MUM401  | Employee Benefit Pool               | 137,869             | 63,601               |                      |                    |                  | 201,470          |
| MUMA02  | Budget Reserves                     |                     | 9,324                |                      |                    |                  | 9,324            |
| MUMA03  | Payroll Accrual/260 Days            | 28,038              | 4,304                |                      |                    |                  | 32,342           |
| MUMA09  | CIS Allocations                     |                     |                      | 508,137              |                    |                  | 508,137          |
| N / A   | Compensated Absences & Other        |                     | (135,447)            |                      | 9,000              |                  | (126,447)        |
|         | <b>Total Student Services</b>       | <b>3,579,319</b>    | <b>839,870</b>       | <b>1,239,293</b>     | <b>28,382</b>      | <b>0</b>         | <b>5,686,864</b> |
|         | <b>Institutional Support</b>        |                     |                      |                      |                    |                  |                  |
| MAFT01  | VP Administration & Finance         | 217,793             | 46,656               | 31,107               | 1,098              | 1,000            | 297,654          |
| MAFT02  | Settlements and Special Charges     | 19,847              | 10,875               | 314,408              |                    |                  | 345,130          |
| MAFT03  | A & F Staff Development             |                     |                      | 23,476               |                    |                  | 23,476           |
| MAFT04  | Staff Senate                        |                     |                      | 1,476                |                    |                  | 1,476            |
| MAFT05  | Development                         |                     |                      | 141,003              |                    |                  | 141,003          |
| MAFT06  | Institutional Member Fee            |                     |                      | 100,473              |                    |                  | 100,473          |
| MAFT08  | Budget Office                       | 145,403             | 36,055               | 6,304                |                    |                  | 187,762          |
| MBZT01  | Business Services                   | 1,134,830           | 324,451              | 297,741              |                    |                  | 1,757,022        |
| MBZT02  | State Appropriation Revenue         |                     |                      | 2                    |                    |                  | 2                |
| MFST01  | Insurance                           |                     |                      | 185,200              |                    |                  | 185,200          |
| MFST02  | Facility Service/Central Mail       | 91,456              | 34,039               | 5,855                |                    |                  | 131,350          |
| MHRT01  | Human Resources                     | 482,303             | 137,222              | 68,550               |                    |                  | 688,075          |
| MITT01  | Information Technology              | 174,808             | 34,140               | 33,659               | 204                |                  | 242,811          |
| MPRT01  | President's Office                  | 402,310             | 78,735               | 150,359              |                    |                  | 631,404          |
| MPRT02  | President's Office                  | 7,876               | 20                   | 354                  |                    |                  | 8,250            |
| MPRT03  | Legal Counsel Office                | 90,339              | 18,185               | 21,594               |                    |                  | 130,118          |
| MPRT04  | Internal Audit Office               | 103,386             | 24,572               | 32,374               |                    |                  | 160,332          |
| MPRT05  | Quality of Work Life                | 25,498              | 5,781                | 37,738               |                    |                  | 69,017           |
| MPRT07  | Administrative Support              | 95,000              | 23,104               | 1,136                |                    |                  | 119,240          |
| MPRT08  | Institutional Research              | 168,251             | 62,839               | 4,238                |                    |                  | 235,328          |
| MPRT09  | University Functions                |                     |                      | 132,835              |                    |                  | 132,835          |
| MPRT10  | Diversity                           |                     |                      | 10,673               |                    |                  | 10,673           |
| MPRT12  | Alumni Center                       | 228,761             | 64,043               | 4,098                |                    |                  | 296,902          |
| MPRT13  | University Relations Administration | 278,535             | 74,901               | 42,082               |                    |                  | 395,518          |
| MPRT14  | University Publications             |                     |                      | 6,813                |                    |                  | 6,813            |
| MPRT15  | Montanan                            | 1,334               | 174                  | 60,204               |                    |                  | 61,712           |
| MPRT16  | Audit Costs                         |                     |                      | 21                   |                    |                  | 21               |
| MPVT01  | Provost Office Operations           | 361,706             | 74,477               | 76,667               | 611                |                  | 513,461          |
| MPVT02  | Academic Affairs - Other            | 9,039               | 2,380                | 79,532               |                    |                  | 90,951           |
| MRAT01  | Research Administration             | 348,118             | 74,818               | 3,627                |                    |                  | 426,563          |
| MRAT03  | Office of Sponsored Programs        | 188,995             | 53,546               | 3,587                |                    |                  | 246,128          |
| MUMA02  | Budget Reserves                     |                     | 15,965               |                      |                    | 177,390          | 193,355          |
| MUMA03  | Payroll Accrual/260 Days            | 42,487              | 6,662                |                      |                    |                  | 49,149           |
| MUMA09  | CIS Allocations                     |                     |                      | 556,192              |                    |                  | 556,192          |
| MUMT05  | Administrative Assessments          |                     |                      | (1,894,199)          |                    |                  | (1,894,199)      |
| MUMT06  | Indirect Cost Assessments           |                     |                      | (302,051)            |                    |                  | (302,051)        |
| MUMT08  | GAAP Activity-Institutional Support |                     |                      | 67,411               |                    |                  | 67,411           |
| N / A   | Compensated Absences                |                     | (18,836)             |                      |                    |                  | (18,836)         |
|         | <b>Total Institutional Support</b>  | <b>4,618,075</b>    | <b>1,184,804</b>     | <b>304,539</b>       | <b>1,913</b>       | <b>178,390</b>   | <b>6,287,721</b> |



**CURRENT UNRESTRICTED GENERAL OPERATING FUNDS**

**Statement of Current Fund Expenditures**

**For Fiscal Year Ended June 30, 2000**

| Index #                                     | Description   | Salaries<br>& Wages  | Employee<br>Benefits | Operating<br>Expend. | Capital<br>Expend.  | Transfers<br>Out  | Total<br>Expend.     |
|---|---|----------------------|----------------------|----------------------|---------------------|-------------------|----------------------|
| <b>Operation &amp; Maintenance of Plant</b> |   |                      |                      |                      |                     |                   |                      |
| MCPT01                                      | Campus Security Administration  | 176,495              | 54,163               | 28,313               |                     |                   | 258,971              |
| MCPT02                                      | Student Escort  | 33,612               | 2,144                | 7,388                |                     |                   | 43,144               |
| MFHM01                                      | Biological Station-Plant  | 69,194               | 22,212               | 53,224               | 4,500               | 5,091             | 154,221              |
| MFSM01                                      | Facility Service/Administration                                       | 275,339              | 59,896               | 37,090               |                     |                   | 372,325              |
| MFSM02                                      | Facility Service/Planning & Constr                                    | 199,267              | 51,111               | 36,368               | 150                 |                   | 286,896              |
| MFSM03                                      | Facility Service/Building Maint                                       | 1,025,080            | 286,986              | 95,273               | 10,280              |                   | 1,417,619            |
| MFSM04                                      | Property Insurance  |                      |                      | 127,953              |                     |                   | 127,953              |
| MFSM05                                      | Facility Service/Custodial Services                                   | 910,723              | 297,258              | 295,766              |                     |                   | 1,503,747            |
| MFSM06                                      | Facility Service/Grounds Maint  | 169,283              | 64,219               | 60,667               |                     |                   | 294,169              |
| MFSM07                                      | Central Heat & Utilities  | 219,194              | 59,199               | 2,213,089            |                     |                   | 2,491,482            |
| MFSM08                                      | Small Projects  |                      |                      | 17,287               |                     |                   | 17,287               |
| MFSM09                                      | Facilities Services Rental  |                      | 1,838                | 646,177              |                     |                   | 648,015              |
| MFSM10                                      | Asbestos Program  | 36,111               | 12,813               | 13,945               |                     |                   | 62,869               |
| MFSM11                                      | General Labor   | 106,501              | 34,073               | 28,521               |                     |                   | 169,095              |
| MFSM12                                      | COT - Custodial   | 91,720               | 31,293               | 14,623               |                     |                   | 137,636              |
| MFSM13                                      | COT - Maintenance   | 80,118               | 25,958               | 16,401               |                     |                   | 122,477              |
| MFSM14                                      | Mt Sentinel Weed Control  | (145)                | 257                  | (295)                |                     |                   | (183)                |
| MRAT02                                      | Environmental Health  | 81,116               | 19,956               | 16,719               |                     |                   | 117,791              |
| MUMA02                                      | Budget Reserves   |                      | 15,161               |                      |                     |                   | 15,161               |
| MUMA03                                      | Payroll Accrual/260 Days  | 54,783               | 10,077               |                      |                     |                   | 64,860               |
| MUMA09                                      | CIS Allocations   |                      |                      | 56,972               |                     |                   | 56,972               |
| N / A                                       | Compensated Absences  |                      | (69,392)             |                      |                     |                   | (69,392)             |
|   | <b>Total Operation &amp; Maint. of Plant</b>                          | <b>3,528,391</b>     | <b>979,222</b>       | <b>3,765,481</b>     | <b>14,930</b>       | <b>5,091</b>      | <b>8,293,115</b>     |
| <b>Scholarships &amp; Fellowships</b>       |   |                      |                      |                      |                     |                   |                      |
| MASW01                                      | College of Arts/Sciences  | 265                  | 1                    | 386,770              |                     |                   | 387,036              |
| MFAW01                                      | School of Fine Arts/Dean  |                      |                      | 28,297               |                     |                   | 28,297               |
| MLAW01                                      | School of Law/Dean  |                      |                      | 47,423               |                     |                   | 47,423               |
| MPRW01                                      | Athletics-General   |                      |                      | 685,378              |                     |                   | 685,378              |
| MRAW01                                      | Graduate Teaching Assistants  |                      |                      | 110,073              |                     |                   | 110,073              |
| MRAW02                                      | Graduate School Administration  |                      |                      | 892,998              |                     |                   | 892,998              |
| MSAW01                                      | University Honors   |                      |                      | 85,610               |                     |                   | 85,610               |
| MSAW02                                      | National Merit Waivers  |                      |                      | 15,813               |                     |                   | 15,813               |
| MSAW03                                      | ROTC Waivers  |                      |                      | 11,000               |                     |                   | 11,000               |
| MSAW04                                      | Student Affairs   |                      |                      | 18,124               |                     |                   | 18,124               |
| MSAW05                                      | National Merit Scholarships   |                      |                      | 48,754               |                     |                   | 48,754               |
| MSAW06                                      | Student Affairs - Out of State  |                      |                      | 110,473              |                     |                   | 110,473              |
| MSAW07                                      | High School Honor Awards  |                      |                      | 304,163              |                     |                   | 304,163              |
| MSAW08                                      | Native American   |                      |                      | 436,187              |                     |                   | 436,187              |
| MSAW11                                      | Montana Honorable Discharged  |                      |                      | 50,443               |                     |                   | 50,443               |
| MSAW12                                      | Senior Citizens   |                      |                      | 22,055               |                     |                   | 22,055               |
| MSAW13                                      | Rodeo Club  |                      |                      | 11,622               |                     |                   | 11,622               |
| MSAW14                                      | Community College   |                      |                      | 12,460               |                     |                   | 12,460               |
| MSAW16                                      | Faculty/Staff Awards  |                      | 93,607               |                      |                     |                   | 93,607               |
| MSAW17                                      | Peace Officers/Firefighters   |                      |                      | 1,841                |                     |                   | 1,841                |
| MSAW18                                      | Int'l Student Scholarship   |                      |                      | 8,975                |                     |                   | 8,975                |
|   | <b>Total Scholarships &amp; Fellowships</b>                           | <b>265</b>           | <b>93,608</b>        | <b>3,288,459</b>     | <b>0</b>            | <b>0</b>          | <b>3,382,332</b>     |
|   | <b>Total Current Unrestricted General Operating Fund Expenditures</b> | <b>\$ 52,313,108</b> | <b>\$ 12,219,211</b> | <b>\$ 13,601,041</b> | <b>\$ 2,669,703</b> | <b>\$ 281,598</b> | <b>\$ 81,084,661</b> |

**Note:** MCPT01 (Campus Security Administration), MCPT02 (Student Escort) and MRAT02 ( Environmental Health) moved from Institutional Support to Operation and Maintenance of Plant.

## Section II

### CURRENT UNRESTRICTED DESIGNATED FUNDS

|  | Page      |
|--|-----------|
| Balance Sheet  | 2.01-2.03 |
| Statement of Current Fund Revenue  | 2.04      |
| Statement of Current Fund Expenditures                                       | 2.05-2.07 |
| Combined Statement of Revenue, Expenditures and Changes In Fund Balance For: |           |
| Sales & Service of Educational Departments                                   | 2.08-2.10 |
| Chemistry Stores   | 2.11      |
| Miscellaneous Designated   | 2.12      |
| Freshwater Research Lab  | 2.13      |
| Motor Pool   | 2.14      |
| Wildlife Vehicle Pool  | 2.15      |
| Adams Center & Intercollegiate Athletics                                     | 2.16-2.17 |
| Instructional Fees   | 2.18-2.19 |
| Telecommunications Center  | 2.20      |
| Designated Recharge Centers  | 2.21      |
| Grant/Contract Institutional   | 2.22      |
| Facilities Services  | 2.23      |
| Computing & Informational Services   | 2.24-2.25 |
| Special Fees   | 2.26      |
| ASUM   | 2.27-2.32 |
| Grant & Contract Leave Pool  | 2.33      |
| Designated Scholarships  | 2.34      |
| Continuing Education   | 2.35-2.36 |
| Indirect Cost Recovery   | 2.37-2.38 |
| State College Work Study   | 2.39      |

THIS PAGE  
INTENTIONALLY  
LEFT BLANK

CURRENT UNRESTRICTED DESIGNATED FUNDS

Balance Sheet

June 30, 2000

| ASSETS  | Sales &<br>Service | Chemistry<br>Stores | Misc.<br>Designated | Freshwater<br>Research<br>Lab | Motor<br>Pool    | Wildlife<br>Vehicle<br>Pool | Adams Center<br>& Intercollegiate<br>Athletics |
|---|--------------------|---------------------|---------------------|-------------------------------|------------------|-----------------------------|--|
| Cash  | \$ 781,540         | \$ 3,579            | \$ 732,523          | \$ 3,338                      | \$129,411        | \$ 2,569                    | \$ 322,198                                     |
| Accounts Receivable                           | 45,974             | 7,486               | 1,535               |                               | (2,975)          |                             | 100,758  |
| Allow for Doubtful Accounts                   | (6,655)            | (374)               | (77)                |                               |                  |                             | (5,038)  |
| Inter-Entity Loans Rec                        |                    |                     |                     |                               |                  |                             |  |
| Due From FY Cash Cutoff                       | 2,537              | 29                  | 30,801              |                               |                  |                             |  |
| Investments                                   |                    |                     | 89,094              |                               |                  |                             |  |
| Inventories                                   |                    | 77,644              |                     |                               | 14,149           |                             | 51,083   |
| Advances                                      | (2,006)            |                     | 278                 |                               |                  |                             | 14,104   |
| Prepaid Expenses                              | 1,924              |                     | 1,620               |                               |                  |                             | 125,409  |
| <b>TOTAL ASSETS</b>                           | <b>\$ 823,314</b>  | <b>\$ 88,364</b>    | <b>\$ 855,774</b>   | <b>\$ 3,338</b>               | <b>\$140,585</b> | <b>\$ 2,569</b>             | <b>\$ 608,514</b>                              |
| <b>LIABILITIES AND<br/>FUND BALANCE</b>       |                    |                     |                     |                               |                  |                             |  |
| Accounts Payable                              | \$ -               | \$ -                | \$ -                | \$ -                          | \$ -             | \$ -                        | \$ -   |
| Vouchers Payable                              | 12,520             | 6,801               | 36,403              | 600                           | 3,577            | 338                         | 11,265   |
| Due To FY Cash Cutoff                         |                    |                     | 92,438              |                               |                  |                             | 5  |
| Acct for Prop Held in Trust                   |                    |                     | 100                 |                               |                  |                             | 3,759  |
| Deferred Revenue                              | 58,420             |                     | 4,665               |                               |                  |                             | 861,106  |
| Compensated Absences                          | 24,537             | 5,478               | 15,706              | 5,700                         | 16,948           |                             | 95,544   |
| Fund Balance                                  | 727,837            | 76,085              | 706,462             | (2,962)                       | 120,060          | 2,231                       | (363,165)                                      |
| <b>TOTAL LIABILITIES<br/>AND FUND BALANCE</b> | <b>\$ 823,314</b>  | <b>\$ 88,364</b>    | <b>\$ 855,774</b>   | <b>\$ 3,338</b>               | <b>\$140,585</b> | <b>\$ 2,569</b>             | <b>\$ 608,514</b>                              |



**THIS PAGE  
INTENTIONALLY  
LEFT BLANK**

| Instruct.<br>Fee  | Telecommu-<br>nications | Registration<br>Clearing | Misc<br>Clearing  | Designated<br>Recharge<br>Centers | Fixed<br>Price<br>Clearing | Facilities<br>Services | Computer<br>Services | Special<br>Fees     |
|-------------------|-------------------------|--------------------------|-------------------|-----------------------------------|----------------------------|------------------------|----------------------|---------------------|
| \$ 300,902        | \$ 26,625               | \$ 9,476                 | \$ 294,066        | \$ 168,148                        | \$ 12,620                  | \$ 776,457             | \$ 170,668           | \$ 914,166          |
| 207               |                         | (72)                     | 194               | 4,456                             |                            | 23,501                 | 6,166                | 9,150               |
| (10)              |                         | (26)                     |                   |                                   |                            | (23)                   |                      | (456)               |
| 99                | 3,350                   | 27                       | (17,000)          |                                   | 416                        | 9,478                  |                      | 1,175               |
|                   |                         |                          |                   | 44,092                            |                            | 326,198                |                      |                     |
| 2,570             |                         |                          |                   | 4,000                             |                            | 1,275                  | 1,751                | 123,405             |
| 3,150             |                         |                          | 16,717            |                                   |                            |                        |                      | 39,997              |
| <u>\$ 306,918</u> | <u>\$ 29,975</u>        | <u>\$ 9,405</u>          | <u>\$ 293,977</u> | <u>\$ 220,696</u>                 | <u>\$ 13,036</u>           | <u>\$ 1,136,886</u>    | <u>\$ 178,585</u>    | <u>\$ 1,087,437</u> |
| \$ -              | \$ -                    | \$ 1,229                 | \$ 271,249        | \$ -                              | \$ -                       | \$ 13,284              | \$ -                 | \$ -                |
| (93)              | 75                      |                          |                   | 4,254                             |                            | 37,604                 | 17,085               | 56,318              |
|                   | 1,733                   |                          | 22,728            |                                   | 337                        |                        | 9,535                | 441                 |
|                   |                         |                          |                   |                                   |                            |                        |                      | 158,596             |
| 135,160           |                         |                          |                   |                                   |                            |                        |                      | 48,870              |
| 7,746             | 962                     |                          |                   | 2,637                             |                            | 137,162                | 267,763              | 43,628              |
| 164,105           | 27,205                  | 8,176                    |                   | 213,805                           | 12,699                     | 948,836                | (115,798)            | 779,584             |
| <u>\$ 306,918</u> | <u>\$ 29,975</u>        | <u>\$ 9,405</u>          | <u>\$ 293,977</u> | <u>\$ 220,696</u>                 | <u>\$ 13,036</u>           | <u>\$ 1,136,886</u>    | <u>\$ 178,585</u>    | <u>\$ 1,087,437</u> |

| ASUM        | Grant &<br>Contract<br>Leave Pool | Designated<br>Scholarships | Contin.<br>Ed. | Indirect<br>Cost<br>Monies | State<br>Work<br>Study | Inter-Entity<br>Loans | TOTAL         |
|-------------|-----------------------------------|----------------------------|----------------|----------------------------|------------------------|-----------------------|---------------|
| \$ (11,664) | \$ 1,160,119                      | \$ (167,134)               | \$ (411,291)   | \$ 2,399,056               | \$ 86,416              | \$ (4,000,000)        | \$ 3,703,788  |
| 38,059      |                                   |                            | 224,620        |                            | 12,553                 |                       | 471,612       |
| (3,413)     |                                   |                            | (10,163)       |                            |                        |                       | (26,235)      |
|             |                                   |                            |                |                            |                        | 4,000,000             | 4,000,000     |
|             | 9,105                             |                            | 4,225          | 70                         |                        |                       | 44,312        |
| 793,900     | 930,000                           |                            |                |                            |                        |                       | 1,812,994     |
|             |                                   |                            |                |                            |                        |                       | 513,166       |
| 2,648       |                                   | 1,500                      | 2,995          | 13,619                     |                        |                       | 166,139       |
|             |                                   |                            | 3,869          | 9,369                      | 315                    |                       | 202,370       |
| \$ 819,530  | \$ 2,099,224                      | \$ (165,634)               | \$ (185,745)   | \$ 2,422,114               | \$ 99,284              | \$ -                  | \$ 10,888,146 |

|            |              |              |              |              |           |      |               |
|------------|--------------|--------------|--------------|--------------|-----------|------|---------------|
| \$ -       | \$ -         | \$ -         | \$ -         | \$ -         | \$ -      | \$ - | \$ 285,762    |
| 14,958     |              | 234          | 8,989        | 15,564       |           |      | 226,492       |
| 150        |              |              |              | 82,833       | 54,278    |      | 264,478       |
|            |              |              | 1,776        |              |           |      | 164,231       |
| 28,302     |              |              | 97,355       |              |           |      | 1,233,878     |
| 35,856     | 1,390,438    |              | 61,821       | 60,123       |           |      | 2,172,049     |
| 740,264    | 708,786      | (165,868)    | (355,686)    | 2,263,594    | 45,006    |      | 6,541,256     |
| \$ 819,530 | \$ 2,099,224 | \$ (165,634) | \$ (185,745) | \$ 2,422,114 | \$ 99,284 | \$ - | \$ 10,888,146 |

# CURRENT UNRESTRICTED DESIGNATED FUNDS

Statement of Current Fund Revenue  
For Fiscal Year Ended June 30, 2000

| Fund #                            | Entity Name                   | Tuition<br>& Fees  | Sales &<br>Service  | Indirect<br>Cost   | Other<br>Income    | Total<br>Revenue    | Inter-<br>Departmental<br>Eliminations | Transfers<br>In    | Net<br>Revenue      |
|-----------------------------------|-------------------------------|--------------------|---------------------|--------------------|--------------------|---------------------|--|--------------------|---------------------|
| 331100                            | Instructional Fees            | \$560,550          | \$33,525            | \$                 | \$34,940           | \$629,015           | \$                                     | \$                 | \$629,015           |
| 331300                            | Special Fees                  | 1,107,948          | 314,933             |                    | 494,494            | 1,917,375           |  |                    | 1,917,375           |
| 332000                            | Intercollegiate Athletics     | 589,953            | 3,433,275           |                    | 40,919             | 4,064,147           |  | 937,000            | 5,001,147           |
| 333000                            | Continuing Education          | 1,339,085          | 121,510             |                    | 253,841            | 1,714,436           |  | 60,000             | 1,774,436           |
| 334000                            | ASUM Student Activity Fees    | 807,730            | 758,898             |                    | 538,293            | 2,104,921           |  |                    | 2,104,921           |
| 335000                            | Sales & Service               | \$2,957            | \$1,605,649         |                    | \$464,891          | 2,073,497           |  | \$2,455            | \$2,075,952         |
| 336000                            | Indirect Cost Recovery        |                    | 12,665              | 3,718,950          | 43,612             | 3,775,227           |  | 6,008              | 3,781,235           |
| 337100                            | Vehicle Pool                  |                    | 533,450             |                    | 250                | 533,700             | 506,685                                |                    | 27,015              |
| 337150                            | Wildlife Vehicle Pool         |                    | 12,186              |                    |                    | 12,186              |  |                    | 12,186              |
| 337300                            | Facilities/Campus Services    |                    | 2,462,474           |                    | 73,760             | 2,536,234           | 2,426,352                              |                    | 109,882             |
| 337400                            | Telecommunications Center     |                    | 33,502              |                    | 32,506             | 66,008              | 21,661                                 |                    | 44,347              |
| 337600                            | Computing & Information Svc   |                    | 3,946,199           |                    | 104,984            | 4,051,183           | 3,937,020                              |                    | 114,163             |
| 338100                            | Grant & Contract Leave Pool   |                    |                     |                    | 1,085,272          | 1,085,272           |  |                    | 1,085,272           |
| 338120                            | Grant & Contract Instit Funds |                    |                     |                    | 132                | 132                 |  | 12,651             | 12,783              |
| 338300                            | Designated Scholarships       |                    | 24,396              |                    | 504,409            | 528,805             |  | 200,000            | 728,805             |
| 338600                            | Student Receivable Clearing   |                    | (\$12,114)          |                    | \$3,442            | (8,672)             |  |                    | (\$8,672)           |
| 338700                            | State College Work Study      |                    |                     |                    | 279,776            | 279,776             |  |                    | 279,776             |
| MINVDS                            | Designated/GF Investment Pool |                    |                     |                    | \$502,653          | 502,653             |  |                    | \$502,653           |
| 33725C                            | Chemistry Stores              |                    | 488,922             |                    |                    | 488,922             | 466,349                                |                    | 22,573              |
| 3377FW                            | Freshwater Research Lab       |                    | 40,722              |                    |                    | 40,722              | 44,171                                 |                    | (3,449)             |
| Various                           | Miscellaneous Designated      | 22,216             | 164,350             |                    | 234,635            | 421,201             |  | 14,951             | 436,152             |
| Various                           | Designated Recharge Centers   |                    | 917,405             | 35                 | 78,677             | 996,117             | 859,142                                |                    | 136,975             |
| <b>TOTAL CURRENT FUND REVENUE</b> |                               | <b>\$4,430,439</b> | <b>\$14,891,947</b> | <b>\$3,718,985</b> | <b>\$4,771,486</b> | <b>\$27,812,857</b> | <b>\$8,261,380</b>                     | <b>\$1,233,065</b> | <b>\$20,784,542</b> |



## CURRENT UNRESTRICTED DESIGNATED FUNDS

### Statement of Current Fund Expenditures

For Fiscal Year Ended June 30, 2000

|                                    | Salaries<br>& Wages | Employee<br>Benefits | Operating<br>Expend. | Capital<br>Expend. | Total<br>Expend. | Inter-<br>Dept.<br>Elimin. | Sick/Annual<br>Leave<br>Expense | Transfers<br>Out | Net<br>Expend    |
|------------------------------------|---------------------|----------------------|----------------------|--------------------|------------------|----------------------------|---------------------------------|------------------|------------------|
| <b>Institutional Support</b>       |                     |                      |                      |                    |                  |                            |                                 |                  |                  |
| Miscellaneous Designated           | \$125,573           | \$26,847             | \$176,090            | \$                 | \$328,510        | \$                         | \$726                           | \$               | \$329,236        |
| Vehicle Pool                       | 126,988             | 35,957               | 285,801              |                    | 448,746          | 506,685                    | 3,701                           | 54,238           | 0                |
| Designated Recharge Centers        | 31,801              | 9,453                | 880,688              |                    | 921,942          | 846,956                    | (21,972)                        | 35,254           | 88,268           |
| Research Administration            | 11,581              | 1,499                | 105,368              |                    | 118,448          |                            | (12)                            |                  | 118,436          |
| Special Fees                       | 368,590             | 85,793               | 113,913              |                    | 568,296          |                            | (464)                           | 85,603           | 653,435          |
| State College Work Study           | 11,203              |                      |                      |                    | 11,203           |                            |                                 |                  | 11,203           |
| Inter-Dept Elim Reclass            |                     |                      |                      |                    |                  | (497,214)                  |                                 |                  | 497,214          |
| <b>Total Institutional Support</b> | <b>675,736</b>      | <b>159,549</b>       | <b>1,561,860</b>     |                    | <b>2,397,145</b> | <b>856,427</b>             | <b>(18,021)</b>                 | <b>175,095</b>   | <b>1,697,792</b> |
| <b>Instruction</b>                 |                     |                      |                      |                    |                  |                            |                                 |                  |                  |
| Sales & Service                    | 203,867             | 36,263               | 469,693              | (24,230)           | 685,593          |                            | (1,645)                         | 16,166           | 700,114          |
| Instructional Fees                 | 143,247             | 17,465               | 455,251              | 138                | 616,101          |                            | 3,986                           |                  | 620,087          |
| Special Fees                       | 13,480              | 5,214                | 126,591              |                    | 145,285          |                            | (10,031)                        |                  | 135,254          |
| Grant and Contract Leave Pool      | 204,625             | 42,687               |                      |                    | 247,312          |                            | 53,117                          |                  | 300,429          |
| Continuing Education               | 308,919             | 63,966               | 208,699              |                    | 581,584          |                            | 27,658                          |                  | 609,242          |
| State College Work Study           | 20,500              |                      |                      |                    | 20,500           |                            |                                 |                  | 20,500           |
| <b>Total Instruction</b>           | <b>894,638</b>      | <b>165,595</b>       | <b>1,260,234</b>     | <b>(24,092)</b>    | <b>2,296,375</b> |                            | <b>73,085</b>                   | <b>16,166</b>    | <b>2,385,626</b> |
| <b>Academic Support</b>            |                     |                      |                      |                    |                  |                            |                                 |                  |                  |
| Sales & Service                    | 325,983             | 38,912               | 529,672              | 7,191              | 901,758          |                            | (35,607)                        | 26,183           | 892,334          |
| Chemistry Stores                   | 27,489              | 10,263               | 464,321              |                    | 502,073          | 466,349                    | 1,061                           |                  | 36,785           |
| Continuing Education               | 18,282              | 3,472                | 121,631              |                    | 143,385          |                            | (5,685)                         |                  | 137,700          |
| Telecommunication Center           | 29,081              | 5,033                | 28,166               |                    | 62,280           | 21,661                     | (7,017)                         |                  | 33,602           |
| Computing & Information Services   | 1,883,950           | 438,370              | 1,720,243            | 135,041            | 4,177,604        | 3,937,020                  | 20,788                          | 147,619          | 408,991          |
| Instructional Fees                 |                     |                      | 6,288                |                    | 6,288            |                            |                                 |                  | 6,288            |
| Special Fees                       | 28,568              | 2,734                | 103,591              |                    | 134,893          |                            | (4,893)                         |                  | 130,000          |
| Grant and Contract Leave Pool      |                     |                      |                      |                    |                  |                            | (33,785)                        |                  | (33,785)         |
| Miscellaneous Designated Clearing  |                     | 16,027               |                      |                    | 16,027           |                            |                                 |                  | 16,027           |
| State College Work Study           | 24,245              |                      |                      |                    | 24,245           |                            |                                 |                  | 24,245           |
| Inter-Dept Elim Reclass            |                     |                      |                      |                    |                  | 458,565                    |                                 |                  | (458,565)        |
| <b>Total Academic Support</b>      | <b>2,337,598</b>    | <b>514,811</b>       | <b>2,973,912</b>     | <b>142,232</b>     | <b>5,968,553</b> | <b>4,883,595</b>           | <b>(65,138)</b>                 | <b>173,802</b>   | <b>1,193,622</b> |

## CURRENT UNRESTRICTED DESIGNATED FUNDS

Statement of Current Fund Expenditures  
For Fiscal Year Ended June 30, 2000

|   | Salaries<br>& Wages | Employee<br>Benefits | Operating<br>Expend. | Capital<br>Expend. | Total<br>Expend. | Inter-<br>Dept.<br>Elimin. | Sick/Annual<br>Leave<br>Expense | Transfers<br>Out | Net<br>Expend    |
|---|---------------------|----------------------|----------------------|--------------------|------------------|----------------------------|---------------------------------|------------------|------------------|
| <b>Scholarships &amp; Fellowships</b>       |                     |                      |                      |                    |                  |                            |                                 |                  |                  |
| Miscellaneous Designated Scholars           | 5,492               | 1,815                | 988,329              |                    | 995,636          |                            | 1,303                           | 2,000            | 998,939          |
| Miscellaneous Designated                    | 89                  | 13                   | 360                  |                    | 462              |                            |                                 |                  | 462              |
| State College Work Study                    | 77,638              |                      |                      |                    | 77,638           |                            |                                 |                  | 77,638           |
| <b>Total Scholarships &amp; Fellowships</b> | <b>83,219</b>       | <b>1,828</b>         | <b>988,689</b>       |                    | <b>1,073,736</b> |                            | <b>1,303</b>                    | <b>2,000</b>     | <b>1,077,039</b> |
| <b>Student Service</b>                      |                     |                      |                      |                    |                  |                            |                                 |                  |                  |
| Sales & Service                             | 64,304              | 16,137               | 44,414               |                    | 124,855          |                            | 31                              | 50               | 124,936          |
| Intercollegiate Athletics                   | 856,188             | 197,926              | 2,854,655            |                    | 3,908,769        |                            | 28,047                          | 754,495          | 4,691,311        |
| ASUM Student Activity Fee                   | 613,484             | 112,213              | 1,288,205            | 4,200              | 2,018,102        |                            | 3,457                           | 3,150            | 2,024,709        |
| Special Fees                                | 130,691             | 24,870               | 480,219              | 63                 | 635,843          |                            | 2,294                           | 200              | 638,337          |
| State College Work Study                    | 43,271              |                      |                      |                    | 43,271           |                            |                                 |                  | 43,271           |
| Miscellaneous Designated                    |                     |                      | 14,287               |                    | 14,287           |                            |                                 |                  | 14,287           |
| <b>Total Student Service</b>                | <b>1,707,938</b>    | <b>351,146</b>       | <b>4,681,780</b>     | <b>4,263</b>       | <b>6,745,127</b> |                            | <b>33,829</b>                   | <b>757,895</b>   | <b>7,536,851</b> |
| <b>Public Services</b>                      |                     |                      |                      |                    |                  |                            |                                 |                  |                  |
| Sales & Service                             | 25,951              | 4,800                | 272,849              |                    | 303,600          |                            | (1,424)                         |                  | 302,176          |
| Miscellaneous Designated                    | 30,869              | 7,579                | 29,973               |                    | 68,421           |                            | 877                             |                  | 69,298           |
| Continuing Education                        | 128,878             | 30,609               | 439,303              |                    | 598,790          |                            | (8,412)                         |                  | 590,378          |
| Research Administration                     | 8,938               | 883                  | 16,682               |                    | 26,503           |                            |                                 |                  | 26,503           |
| Grant & Contract Leave Pool                 | 83,725              | 22,135               |                      |                    | 105,860          |                            |                                 |                  | 105,860          |
| Special Fees                                | 6,418               | 1,453                | 43,198               | (128)              | 50,941           |                            | 747                             |                  | 51,688           |
| State College Work Study                    | 6,312               |                      |                      |                    | 6,312            |                            |                                 |                  | 6,312            |
| <b>Total Public Services</b>                | <b>291,091</b>      | <b>67,459</b>        | <b>802,005</b>       | <b>(128)</b>       | <b>1,160,427</b> |                            | <b>(8,212)</b>                  |                  | <b>1,152,215</b> |
| <b>Operation/Maintenance Plant</b>          |                     |                      |                      |                    |                  |                            |                                 |                  |                  |
| Special Fees                                |                     |                      |                      |                    |                  |                            | 36,776                          |                  | 36,776           |
| Miscellaneous Designated                    | 12,844              | 2,208                | 7,036                |                    | 22,088           |                            | 425                             |                  | 22,513           |
| Facilities Services                         | 644,373             | 180,649              | 1,469,495            | 57,992             | 2,352,509        | 2,426,352                  | 86,900                          | 22,030           | 35,087           |
| Continuing Education                        | 40,132              | 11,782               | 46,657               |                    | 98,571           |                            | 1,603                           | 249,070          | 349,244          |
| Research Administration                     |                     |                      | 31,011               |                    | 31,011           |                            |                                 |                  | 31,011           |

## CURRENT UNRESTRICTED DESIGNATED FUNDS

### Statement of Current Fund Expenditures

For Fiscal Year Ended June 30, 2000

|                                    | Salaries<br>& Wages | Employee<br>Benefits | Operating<br>Expend. | Capital<br>Expend. | Total<br>Expend.    | Inter-<br>Dept.<br>Elimin. | Sick/Annual<br>Leave<br>Expense | Transfers<br>Out   | Net<br>Expend       |
|------------------------------------|---------------------|----------------------|----------------------|--------------------|---------------------|----------------------------|---------------------------------|--------------------|---------------------|
| State College Work Study           | 2,842               |                      |                      |                    | 2,842               |                            |                                 |                    | 2,842               |
| Inter-Dept Elim Reclass            |                     |                      |                      |                    |                     | 32,733                     |                                 |                    | (32,733)            |
| <b>Total Physical Plant</b>        | <b>700,191</b>      | <b>194,639</b>       | <b>1,554,199</b>     | <b>57,992</b>      | <b>2,507,021</b>    | <b>2,459,085</b>           | <b>125,704</b>                  | <b>271,100</b>     | <b>444,740</b>      |
| <b>Auxiliary Enterprise</b>        |                     |                      |                      |                    |                     |                            |                                 |                    |                     |
| Miscellaneous Designated           |                     |                      | 200                  |                    | 200                 |                            |                                 |                    | 200                 |
| State College Work Study           | 35,735              |                      |                      |                    | 35,735              |                            |                                 |                    | 35,735              |
| <b>Total Auxiliary Enterprise</b>  | <b>35,735</b>       |                      | <b>200</b>           |                    | <b>35,935</b>       |                            |                                 |                    | <b>35,935</b>       |
| <b>Research</b>                    |                     |                      |                      |                    |                     |                            |                                 |                    |                     |
| Sales & Service                    | 4,786               | 989                  | 43,743               |                    | 49,518              |                            | 2,339                           |                    | 51,857              |
| Grant & Contract Leave Pool        | 369,935             | 77,574               |                      |                    | 447,509             |                            | 154,661                         |                    | 602,170             |
| Freshwater Research lab            | 28,418              | 7,767                | 12,311               |                    | 48,496              | 44,171                     | 1,544                           |                    | 5,869               |
| Wildlife Vehicle Pool              |                     | 144                  | 12,090               |                    | 12,234              | 12,186                     |                                 |                    | 48                  |
| Fixed Price Clearing               | 1,990               | 323                  | 1,735                |                    | 4,048               |                            |                                 | 1,759              | 5,807               |
| Research Administration            | 549,371             | 101,432              | 1,691,815            | 104,287            | 2,446,905           |                            | (10,407)                        | 434,738            | 2,871,236           |
| State College Work Study           | 28,208              |                      |                      |                    | 28,208              |                            |                                 |                    | 28,208              |
| Inter-Dept Elim Reclass            |                     |                      |                      |                    |                     | 5,916                      |                                 |                    | (5,916)             |
| <b>Total Research</b>              | <b>982,708</b>      | <b>188,229</b>       | <b>1,761,694</b>     | <b>104,287</b>     | <b>3,036,918</b>    | <b>62,273</b>              | <b>148,137</b>                  | <b>436,497</b>     | <b>3,559,279</b>    |
| <b>TOTAL CURRENT FUND EXPENDIT</b> | <b>\$7,708,854</b>  | <b>\$1,643,256</b>   | <b>\$15,584,573</b>  | <b>\$284,554</b>   | <b>\$25,221,237</b> | <b>\$8,261,380</b>         | <b>\$290,687</b>                | <b>\$1,832,555</b> | <b>\$19,083,099</b> |



# CURRENT UNRESTRICTED DESIGNATED FUNDS

Combined Statement of Revenue, Expenditures and Changes in Fund Balance  
For Fiscal Year Ended June 30, 2000

## SALES & SERVICE OF EDUCATIONAL DEPARTMENTS (335000)

| Index # | Account Name                  | Fund<br>Balance<br>7/1/99 | Prior<br>Year<br>Adjust. | Revenue | Allocations | Transfers<br>In (Out) | Salaries<br>& Wages | Employee<br>Benefits | Operating<br>Expend. | Capital<br>Expend. | Fund<br>Balance<br>6/30/00 |
|---------|-------------------------------|---------------------------|--------------------------|---------|-------------|-----------------------|---------------------|----------------------|----------------------|--------------------|----------------------------|
| MAN002  | Anthro Publ Sales & Service   | \$12,548                  | \$                       | \$7,161 | \$          | \$                    | \$                  | \$                   | \$1,706              | \$                 | \$18,003                   |
| MAS002  | UM Occasional Papers          | 5,851                     |                          | 2,353   |             |                       |                     |                      | 4,704                |                    | 3,500                      |
| MAS006  | Montana Model UN              | 2,570                     |                          | 3,255   |             |                       |                     |                      | 4,284                |                    | 1,541                      |
| MAS007  | Student Multimedia Intern     | 59                        |                          |         |             |                       |                     |                      | 48                   |                    | 11                         |
| MAS008  | OPACT:Opport Parents          | 1,912                     |                          | 450     |             |                       | 574                 | 120                  | 1,748                |                    | (80)                       |
| MBB002  | Natural Information Sys       | 4,611                     |                          |         |             |                       |                     |                      | 113                  |                    | 4,498                      |
| MBB003  | BBER Montana Business Qtrly   | 15,823                    | (500)                    | 11,839  |             |                       | 1,000               | 82                   | 13,860               |                    | 12,220                     |
| MBB004  | FIDACS Sales & Service        | 3,046                     |                          | 2,057   |             |                       |                     |                      | 1,327                |                    | 3,776                      |
| MBB005  | BBER Outlook Seminar          | 49,520                    |                          | 106,049 |             |                       | 3,241               | 857                  | 101,101              |                    | 50,370                     |
| MBB006  | Montana Poll/BBER             | 40,160                    |                          | 3,820   |             |                       | 4,287               | 940                  | 15,558               |                    | 23,195                     |
| MBI005  | Molecular Biology Lab S&S     | 27,671                    |                          | 16,197  |             |                       | 815                 | 110                  | 39,117               |                    | 3,826                      |
| MBI006  | Bio Sciences Sales & Service  | 47,324                    | 1,350                    | 41,293  |             |                       | 10,291              | 480                  | 40,729               |                    | 38,467                     |
| MBI011  | Holben Lab - Sales & Service  |                           |                          | 14,980  |             |                       |                     |                      | 4,387                |                    | 10,593                     |
| MBU003  | Business Admin. S&S           | 573                       | 129                      | 1,592   |             |                       | 2,361               |                      |                      |                    | (67)                       |
| MBU004  | Business Administration SBA   | 3,222                     |                          | 14,059  |             |                       | 1,147               | 67                   | 7,025                |                    | 9,042                      |
| MBU006  | Bus Admin Computer Labs       | 10,918                    |                          | 33,692  |             |                       | 26,996              | 627                  | 9,994                |                    | 6,993                      |
| MBU007  | Bus Admin Internet Funds      | 15,752                    |                          |         | 48,143      |                       | 7,049               | 868                  | 23,963               |                    | 32,015                     |
| MBU008  | MT Business Connections/EC    | 536                       |                          |         |             |                       |                     |                      | 1,475                |                    | (939)                      |
| MCH002  | Chemistry Sales & Service     | 14,334                    |                          | 6,213   |             |                       | 2,195               | 751                  | 10,400               |                    | 7,201                      |
| MCH005  | Chemistry Breakage S&S        | 6,089                     |                          | 2,237   |             |                       |                     |                      | 10,661               |                    | (2,335)                    |
| MCM001  | Comm Studies Publications S&S | 2,614                     |                          | 6,935   |             |                       | 257                 |                      | 16,192               |                    | (6,900)                    |
| MCS002  | Visualization Lab             | 1,200                     |                          |         |             |                       |                     |                      |                      |                    | 1,200                      |
| MCS003  | Montana Science Fair          | 2,393                     | (2,393)                  | 13,397  |             |                       |                     |                      | 13,120               |                    | 277                        |
| MCT017  | COT Snack Bar                 | 2,113                     |                          | 53,317  |             |                       | 15,389              | 7,040                | 24,197               |                    | 8,804                      |
| MCT019  | Small Engine Operation        | 789                       |                          | 2,438   |             |                       |                     |                      | 2,458                |                    | 769                        |
| MCT020  | Welding Service Operation     | 802                       |                          | 303     |             |                       |                     |                      | 161                  |                    | 944                        |
| MCT021  | HEO Service Operation         | 14,235                    |                          | 10,826  |             |                       | 311                 | 49                   | 7,536                |                    | 17,165                     |
| MCT022  | MT Power Unrest Gift          | 463                       |                          |         |             |                       |                     |                      | 463                  |                    | 0                          |
| MCT023  | Certification Testing         | 938                       |                          | 200     |             |                       | 100                 | 16                   | 34                   |                    | 988                        |
| MCT026  | Barbering Service Operation   | 6,162                     |                          | 8,916   |             |                       |                     |                      | 3,023                |                    | 12,055                     |
| MED003  | Rural Special Ed Interns      | 6,621                     |                          |         |             |                       |                     |                      |                      |                    | 6,621                      |
| MED004  | Education Sales & Service     | 13,269                    |                          | 5,410   |             |                       |                     |                      | 6,557                |                    | 12,122                     |
| MED005  | Co-Teach Sales & Service      | 21,122                    |                          | 106,373 |             |                       | 69,528              | 10,668               | 33,209               |                    | 14,090                     |



# CURRENT UNRESTRICTED DESIGNATED FUNDS

Combined Statement of Revenue, Expenditures and Changes in Fund Balance  
For Fiscal Year Ended June 30, 2000

## SALES & SERVICE OF EDUCATIONAL DEPARTMENTS (335000)

| Index # | Account Name                   | Fund<br>Balance<br>7/1/99 | Prior<br>Year<br>Adjust. | Revenue | Allocations | Transfers<br>In (Out) | Salaries<br>& Wages | Employee<br>Benefits | Operating<br>Expend. | Capital<br>Expend. | Fund<br>Balance<br>6/30/00 |
|---------|--------------------------------|---------------------------|--------------------------|---------|-------------|-----------------------|---------------------|----------------------|----------------------|--------------------|----------------------------|
| MED006  | Education Preschool Laboratory | 6,534                     |                          | 39,366  |             |                       | 28,838              | 6,905                | 4,684                |                    | 5,473                      |
| MED007  | Professional Ed Sales & Serv   | 1,100                     |                          | 2,869   |             |                       |                     |                      | 1,385                |                    | 2,584                      |
| MEN001  | English Language Programs      | 18,769                    |                          | 131,680 |             |                       | 10,361              | 927                  | 25,634               |                    | 113,527                    |
| MET002  | Ethics Research & Dev          | 14,393                    | (280)                    | 8,937   |             |                       | 806                 | 7                    | 10,085               |                    | 12,152                     |
| MFA001  | Genesis Program                | 1,049                     |                          | 23      |             |                       | 4,025               | 361                  | 5,406                |                    | (8,720)                    |
| MFA002  | Gallery of Visual Arts         | 3,521                     |                          | 8,240   |             |                       |                     |                      | 7,862                | 3,255              | 644                        |
| MFA003  | Fine Arts S & S                | 7,701                     |                          | 59,251  |             |                       | 9,015               | 1,284                | 36,213               |                    | 20,440                     |
| MFA004  | Montana Repertory Theatre      | 47,153                    |                          | 296,289 |             |                       | 47,718              | 6,873                | 272,243              |                    | 16,608                     |
| MFA005  | Music Concerts & Tours         | 7,845                     |                          | 45,177  |             |                       | 854                 | 110                  | 56,376               |                    | (4,318)                    |
| MFH005  | Biological Station S&S         | 8,920                     | 171                      | 27,423  |             |                       |                     |                      | 20,476               |                    | 16,038                     |
| MFR004  | Forestry Satellite S&S         | 44                        |                          |         |             |                       | 45                  |                      |                      |                    | (1)                        |
| MFR005  | Forestry Sales & Service       | 5,141                     | (10)                     | 48,421  |             |                       | 2,233               | 156                  | 33,998               |                    | 17,165                     |
| MFR006  | Riparian Sales & Service       | 6,918                     |                          | 12,526  |             |                       |                     |                      | 9,992                |                    | 9,452                      |
| MFR007  | Forestry GIS Lab Sales & Serv  | 43                        |                          |         |             |                       |                     |                      | 650                  |                    | (607)                      |
| MFR011  | Tourism & Recreation S&S       | 2,812                     | 26                       | 144     |             |                       |                     |                      | 45                   |                    | 2,937                      |
| MGE001  | Geography Sales & Service      | 1,036                     |                          | 2,195   |             |                       | 50                  |                      | 1,999                |                    | 1,182                      |
| MGL002  | Geology Vehicle Rental         | 3,223                     |                          |         |             |                       |                     |                      | 412                  |                    | 2,811                      |
| MGL003  | Geology Sales & Service        | 3,580                     |                          | 55,159  |             |                       | 10,748              | 683                  | 46,007               | (24,370)           | 25,671                     |
| MHC001  | Davidson Honors Clge S&S       | 1,649                     |                          |         |             |                       |                     |                      | 571                  |                    | 1,078                      |
| MHC002  | Volunteer Action Services      | 490                       |                          | 150     |             |                       |                     |                      | 565                  |                    | 75                         |
| MHI001  | History Department Maps        | 2,022                     |                          | 138     |             |                       |                     |                      | 110                  |                    | 2,050                      |
| MIP004  | International Programs S&S     | 6,257                     |                          | 12,941  |             |                       | 108                 | 1                    | 18,241               | 268                | 580                        |
| MJN002  | Radio-Television Production    | 4,629                     |                          | 713     |             |                       |                     |                      | 1,635                |                    | 3,707                      |
| MJN003  | Journalism Vending             | 1,765                     | 40                       | 997     |             |                       |                     |                      | 310                  |                    | 2,492                      |
| MLA974  | Public Land Law Review         | 5,421                     |                          | 10,190  |             |                       |                     |                      | 9,756                |                    | 5,855                      |
| MLA975  | Montana Law Review             | 22,678                    |                          | 13,325  |             |                       |                     |                      | 12,226               |                    | 23,777                     |
| MLI002  | Linguistics Sales & Service    | 15,486                    |                          | 6,751   |             |                       | 83,472              | 19,730               | 20,725               |                    | (101,690)                  |
| MLI003  | Kumamoto Prefecture English    | 1,065                     |                          | 21,462  |             |                       | 7,136               | 737                  | 8,235                |                    | 6,419                      |
| MLI004  | Kumamoto Gakuen English        | 8,383                     |                          | 82,400  |             | (8,083)               | 22,104              | 1,858                | 42,558               |                    | 16,180                     |
| MLI005  | Toyo Univ English Lang         | 6,755                     |                          | 72,773  |             | (8,083)               | 17,248              | 1,378                | 32,859               | 18                 | 19,942                     |
| MLI007  | Intensive Orientation Program  |                           |                          |         |             |                       | 919                 | 143                  |                      |                    | (1,062)                    |
| MLI008  | Meisei University Summer Prog  |                           |                          |         |             |                       | 1,579               | 193                  | 1,655                |                    | (3,427)                    |
| MMA002  | Mathematics S&S                | 2,058                     |                          |         |             |                       | 384                 | 1                    | 100                  |                    | 1,573                      |

## CURRENT UNRESTRICTED DESIGNATED FUNDS

Combined Statement of Revenue, Expenditures and Changes in Fund Balance  
For Fiscal Year Ended June 30, 2000

### SALES & SERVICE OF EDUCATIONAL DEPARTMENTS (335000)

210

| Index # | Account Name                     | Fund<br>Balance<br>7/1/99 | Prior<br>Year<br>Adjust. | Revenue            | Allocations     | Transfers<br>In (Out) | Salaries<br>& Wages | Employee<br>Benefits | Operating<br>Expend. | Capital<br>Expend. | Fund<br>Balance<br>6/30/00 |
|---------|----------------------------------|---------------------------|--------------------------|--------------------|-----------------|-----------------------|---------------------|----------------------|----------------------|--------------------|----------------------------|
| MML002  | Library Lost Books               | 13,630                    |                          | 10,357             |                 |                       |                     |                      | 6,793                | 8,930              | 8,264                      |
| MML003  | Archives/Special Collections     | 4,077                     |                          | 10,617             |                 |                       | 4,265               | 284                  | 6,450                |                    | 3,695                      |
| MML004  | Interlibrary Loan                | 15,370                    | 2,623                    | 29,287             |                 |                       | 11,660              | 452                  | 34,489               |                    | 679                        |
| MML005  | On-Line Searching                | 725                       |                          |                    |                 |                       |                     |                      | 63                   |                    | 662                        |
| MML006  | Instructional Materials Services | 5,370                     |                          | 140,509            |                 |                       | 117,287             | 9,678                | 22,632               | (5,262)            | 1,544                      |
| MML007  | Library Fees & Fines             | 20,685                    |                          | 54,531             |                 | (26,183)              | 3,956               | 250                  | 16,923               |                    | 27,904                     |
| MML009  | Library Typewriter Rental        | 481                       |                          | 395                |                 |                       |                     |                      | 616                  |                    | 260                        |
| MMU002  | Rural Institute Sales & Services | 246                       |                          | 83,972             |                 | 2,455                 | 9,197               | 1,967                | 54,387               |                    | 21,122                     |
| MMU003  | Human Development Center         | 2,355                     |                          | 2,928              |                 |                       |                     |                      | 875                  |                    | 4,408                      |
| MMU005  | Davidson Honors Clge S&S         |                           |                          | 9,922              |                 |                       | 1,228               | 100                  | 7,795                |                    | 799                        |
| MPA001  | Physics Demonstration            | 1,943                     |                          | 6,545              |                 |                       |                     |                      | 6,555                | 105                | 1,828                      |
| MPH002  | Clinical Pharmacy Services       | 31,038                    | (1,056)                  | 33,690             |                 |                       | 6,310               | 716                  | 24,350               |                    | 32,296                     |
| MPH003  | Physical Therapy Program         | 38,847                    |                          | 104,134            |                 |                       | 64,304              | 16,137               | 21,529               |                    | 41,011                     |
| MPS002  | Clinical Psychology Center       | 21,395                    |                          | 14,975             | 1,200           |                       | 4,671               | 1,436                | 14,480               |                    | 16,983                     |
| MPS003  | Psychology Sales & Service       | 4,978                     |                          |                    |                 |                       |                     |                      | 2,643                |                    | 2,335                      |
| MPV001  | Academic Program Delivery        | 38,725                    |                          | 1,397              |                 |                       |                     |                      | 3,576                |                    | 36,546                     |
| MRA010  | Lab Animal Resources             | 27,308                    |                          | 47,693             |                 |                       | 1,207               | 365                  | 24,761               |                    | 48,668                     |
| MRM002  | Ctr for Rocky Mtn West S&S       | 1,219                     |                          | 26,567             |                 |                       | 5,569               | 624                  | 18,324               |                    | 3,269                      |
| MSA002  | International House S&S          | 741                       |                          | 5,719              |                 | (50)                  |                     |                      | 5,482                |                    | 928                        |
| MWL002  | Montana Coop WRU S&S             | 1,234                     |                          | 6,017              |                 |                       | 3,980               | 982                  | 3,101                |                    | (812)                      |
|         | <b>TOTAL SALES &amp; SERVICE</b> | <b>\$784,047</b>          | <b>\$100</b>             | <b>\$2,024,157</b> | <b>\$49,343</b> | <b>(\$39,944)</b>     | <b>\$626,818</b>    | <b>\$97,013</b>      | <b>\$1,357,987</b>   | <b>(\$17,056)</b>  | <b>\$752,941</b>           |

|  |                         |
|--|-------------------------|
| Reserve for Compensated<br>Annual & Sick Leave Liability | (24,537)                |
| HR Accrual Fund  | (567)                   |
| <b>Fund Balance at End of Year</b>                       | <b><u>\$727,837</u></b> |

## CURRENT UNRESTRICTED DESIGNATED FUNDS

Combined Statement of Revenue, Expenditures and Changes in Fund Balance  
For Fiscal Year Ended June 30, 2000

### CHEMISTRY STORES (33725C) MCH004

#### REVENUE

|                                  |                |
|----------------------------------|----------------|
| Sales                            | \$488,922      |
| Cost of Goods Sold               |                |
| Beginning Inventory 7/1/99       | 78,128         |
| Add: Purchases                   | 444,147        |
| Cost of Goods Available          | <u>522,275</u> |
| Deduct: Ending Inventory 6/30/00 | 77,644         |
| Cost of Goods Sold               | <u>444,631</u> |
| Gross Profit on Sales            | 44,291         |

**TOTAL REVENUE** **\$44,291**

#### EXPENDITURES

|                          |               |
|--------------------------|---------------|
| Personnel Services       |               |
| Salaries                 | 27,070        |
| Employee Benefits        | 8,403         |
| Total Personnel Services | <u>35,473</u> |

#### Operating Expenditures

|                              |               |
|------------------------------|---------------|
| Other Services               | 1,544         |
| Supplies & Materials         | 1,189         |
| Communications               | 2,632         |
| Repair & Maintenance         | 201           |
| Other                        | 14,124        |
| Total Operating Expenditures | <u>19,690</u> |

**TOTAL EXPENDITURES** **\$55,163**

#### Net Increase (Decrease) to

|  |                 |
|--|-----------------|
| Fund Balance                                     | (\$10,872)      |
| Fund Balance at Beginning of Year                | 94,714          |
| Fund Balance at Beginning of Year<br>as Adjusted | <u>94,714</u>   |
| Fund Balance From Operations                     | <u>\$83,842</u> |

|  |                        |
|--|------------------------|
| Payroll Accrual  | (2,279)                |
| Reserve for Compensated<br>Annual & Sick Leave Liability | (5,478)                |
| Fund Balance at End of Year                              | <u><u>\$76,085</u></u> |

# CURRENT UNRESTRICTED DESIGNATED FUNDS

Combined Statement of Revenue, Expenditures and Changes in Fund Balance  
For Fiscal Year Ended June 30, 2000

## MISCELLANEOUS DESIGNATED (338000)

| Index #  | Account Name                         | Fund<br>Balance<br>7/1/99 | Prior<br>Year<br>Adjust. | Revenue          | Allocations      | Transfers<br>In (Out) | Salaries<br>& Wages | Employee<br>Benefits | Operating<br>Expend. | Fund<br>Balance<br>6/30/00 |
|----------|--------------------------------------|---------------------------|--------------------------|------------------|------------------|-----------------------|---------------------|----------------------|----------------------|----------------------------|
| * 338010 | Designated BFWD Clearing             | \$27,667                  | \$                       | \$9,668          | \$               | \$                    | \$                  | \$                   | \$                   | \$37,335                   |
| MAF004   | Wellness Program                     | 21,233                    |                          | 136,413          |                  |                       | 73,004              | 17,476               | 49,028               | 18,138                     |
| MBZ002   | Business Services Sales & Services   | 2,762                     |                          | 821              |                  |                       |                     |                      | 1,003                | 2,580                      |
| MCT018   | COT Building Use Rent                | 6,360                     | 587                      | 19,610           |                  |                       | 12,844              | 2,187                | 7,036                | 4,490                      |
| MCT024   | COT Office Stores                    | 1,515                     |                          | 8                |                  |                       |                     |                      | 166                  | 1,357                      |
| MFH002   | Bio Station Book Store               | 3,514                     |                          | 4,923            |                  |                       |                     |                      | 8,665                | (228)                      |
| MFS010   | UM Recycle Program                   | 5,032                     |                          | 46,879           |                  | 10,000                | 37,539              | 8,319                | 8,574                | 7,479                      |
| MMU004   | Montech Loan Program                 | 124,007                   |                          |                  |                  |                       |                     |                      |                      | 124,007                    |
| MPR003   | The Montana Campus Compact           | 6,968                     |                          | 45,714           |                  |                       | 30,869              | 7,579                | 29,973               | (15,739)                   |
| MPR004   | Alumni Field Offices                 | 5,026                     |                          | 9,123            |                  |                       | 13,417              | 858                  | 11                   | (137)                      |
| MPR005   | University Communications            | 13,125                    |                          | 17,016           |                  |                       |                     |                      | 16,050               | 14,091                     |
| MPR006   | Montanan Magazine                    | 5,615                     |                          | 30,152           |                  |                       |                     |                      | 33,281               | 2,486                      |
| MPR007   | Parents Connection                   | 748                       |                          | 12,165           |                  |                       |                     |                      | 10,978               | 1,935                      |
| MPR008   | Collegiate Licensing                 | 5,613                     |                          | 59,589           | (1,200)          |                       | 1,376               | 171                  | 53,112               | 9,343                      |
| MPV002   | Medieval/Renaissance Teaching        | 352                       |                          | 2,112            |                  |                       |                     |                      | 2,243                | 221                        |
| MSA004   | Disability Svcs Stu-Aux Aids         | 2,821                     |                          | 28,207           |                  |                       |                     |                      | 5,621                | 25,407                     |
| MSA009   | Griz Central Management              | (838)                     |                          |                  |                  | 1,000                 |                     |                      | 1,644                | (1,482)                    |
| MINVDS   | Designated/GF Investment Pool        |                           |                          | 502,653          |                  |                       |                     |                      |                      | 502,653                    |
| * 338BFD | Miscellaneous Desig Clearing         | 56                        |                          |                  |                  |                       |                     |                      | 16,227               | (16,171)                   |
| VARIOUS  | Fellowships                          | 1,193                     |                          |                  |                  | 3951                  |                     |                      | 359                  | 4,785                      |
|          | <b>TOTAL MISCELLANEOUS DESIGNATE</b> | <b>\$232,769</b>          | <b>\$587</b>             | <b>\$925,053</b> | <b>(\$1,200)</b> | <b>\$14,951</b>       | <b>\$169,049</b>    | <b>\$36,590</b>      | <b>\$243,971</b>     | <b>\$722,550</b>           |

Reserve for Uncompensated  
Annual & Sick Leave Liability (15,706)  
Payroll Accrual (383)  
**Fund Balance at End of Year** \$706,461

\* Index code not available; referenced by fund number.



## CURRENT UNRESTRICTED DESIGNATED FUNDS

Combined Statement of Revenue, Expenditures and Changes in Fund Balance  
For Fiscal Year Ended June 30, 2000

### FRESHWATER RESEARCH LAB (3377FW) MFH004

#### REVENUE

|                      |                 |
|----------------------|-----------------|
| Sales                | \$40,722        |
| <b>TOTAL REVENUE</b> | <b>\$40,722</b> |

#### EXPENDITURES

##### Personnel Services

|                                 |               |
|---------------------------------|---------------|
| Salaries                        | 26,922        |
| Hourly                          | 991           |
| Employee Benefits               | 7,691         |
| <b>Total Personnel Services</b> | <b>35,604</b> |

##### Operating Expenditures

|                                     |               |
|-------------------------------------|---------------|
| Supplies & Materials                | 5,538         |
| Communications                      | 242           |
| Rent                                | 724           |
| Utilities                           | 358           |
| Repair & Maintenance                | 3,076         |
| Other                               | 2,372         |
| <b>Total Operating Expenditures</b> | <b>12,310</b> |

|                           |                 |
|---------------------------|-----------------|
| <b>TOTAL EXPENDITURES</b> | <b>\$47,914</b> |
|---------------------------|-----------------|

#### Net Increase (Decrease) to

|  |                  |
|--|------------------|
| <b>Fund Balance</b>                              | <b>(\$7,192)</b> |
| Fund Balance at Beginning of Year                | 7,062            |
| Prior Year Adjustments                           |                  |
| Revenue  | 3,449            |
| Expenditures                                     |                  |
| Fund Balance at Beginning of Year<br>as Adjusted | 10,511           |
| <b>Fund Balance from Operations</b>              | <b>\$3,319</b>   |

|  |                  |
|--|------------------|
| Reserve for Compensated Annual<br>& Sick Leave | (5,700)          |
| Payroll Accrual                                | (581)            |
| <b>Fund Balance at End of Year</b>             | <b>(\$2,962)</b> |

**CURRENT UNRESTRICTED DESIGNATED FUNDS**

Combined Statement of Revenue, Expenditures and Changes in Fund Balance  
For Fiscal Year Ended June 30, 2000

**MOTOR POOL (337100)**

|  | Transportaion<br>Services<br>MFS008 | Vehicle Repair<br>Center<br>MFS009                       | Total            |
|--|-------------------------------------|--|------------------|
| <b>REVENUE</b>                                   |                                     |  |                  |
| Motor Pool Recharges                             | \$                                  | \$301,198  | \$301,198        |
| Donations  | 250                                 |  | 250              |
| Vehicle Rent                                     | 232,252                             |  | 232,252          |
| <b>TOTAL REVENUE</b>                             | <b>\$232,502</b>                    | <b>\$301,198</b>   | <b>\$533,700</b> |
| <b>EXPENDITURES</b>                              |                                     |  |                  |
| Personnel Services:                              |                                     |  |                  |
| Salaries   | 34,528                              | 86,501   | 121,029          |
| Hourly   | 3,804                               | 80   | 3,884            |
| Employee Benefits                                | 9,249                               | 26,317   | 35,566           |
| <b>Total Personnel Services</b>                  | <b>47,581</b>                       | <b>112,898</b>   | <b>160,479</b>   |
| Operating Expenditures:                          |                                     |  |                  |
| Other Services                                   | 2,987                               | 117  | 3,104            |
| Supplies & Materials                             | 1,641                               | 83,069   | 84,710           |
| Communications                                   | 580                                 | 443  | 1,023            |
| Travel   | (396)                               |  | (396)            |
| Repair & Maintenance                             | 110,850                             | (107)  | 110,743          |
| Inventory Adjustment                             |                                     | (1,212)  | (1,212)          |
| Administrative Services                          | 6,091                               | 12,675   | 18,766           |
| Goods Purchased for Resale                       |                                     | 64,295   | 64,295           |
| Other  | 2,730                               | 2,036  | 4,766            |
| <b>Total Operating Expenditures</b>              | <b>124,483</b>                      | <b>161,316</b>   | <b>285,799</b>   |
| <b>TOTAL EXPENDITURES</b>                        | <b>\$172,064</b>                    | <b>\$274,214</b>   | <b>\$446,278</b> |
| <b>TRANSFERS IN (OUT)</b>                        | <b>(47,387)</b>                     | <b>(6,851)</b>   | <b>(54,238)</b>  |
| <b>Net Increase (Decrease) to</b>                |                                     |  |                  |
| <b>Fund Balance</b>                              | <b>\$13,051</b>                     | <b>\$20,133</b>  | <b>\$33,184</b>  |
| Fund Balance at Beginning of Year                | 64,587                              | 41,707   | 106,294          |
| Fund Balance at Beginning of Year<br>as Adjusted | 64,587                              | 41,707   | 106,294          |
| <b>Fund Balance From Operations</b>              | <b>\$77,638</b>                     | <b>\$61,840</b>  | <b>\$139,478</b> |
|  |                                     | Reserve for Compensated<br>Annual & Sick Leave Liability | (16,948)         |
|  |                                     | Payroll Accrual  | (2,467)          |
|  |                                     | <b>Fund Balance at End of Year</b>                       | <b>\$120,063</b> |

## CURRENT UNRESTRICTED DESIGNATED FUNDS

Combined Statement of Revenue, Expenditures and Changes in Fund Balance  
For Fiscal Year Ended June 30, 2000

### WILDLIFE VEHICLE POOL (337150) MRA011

#### REVENUE

|                      |                 |
|----------------------|-----------------|
| Vehicle Rent         | \$12,186        |
| <b>TOTAL REVENUE</b> | <b>\$12,186</b> |

#### EXPENDITURES

##### Personnel Services

|                                 |            |
|---------------------------------|------------|
| Employee Benefits               | 144        |
| <b>Total Personnel Services</b> | <b>144</b> |

##### Operating Expenditures

|                                     |               |
|-------------------------------------|---------------|
| Other Services                      | 812           |
| Supplies & Materials                | 7,216         |
| Travel                              | (1,039)       |
| Repair & Maintenance                | 4,522         |
| Administrative Services             | 579           |
| <b>Total Operating Expenditures</b> | <b>12,090</b> |

|                           |                 |
|---------------------------|-----------------|
| <b>TOTAL EXPENDITURES</b> | <b>\$12,234</b> |
|---------------------------|-----------------|

#### Net Increase (Decrease) to

|              |        |
|--------------|--------|
| Fund Balance | (\$48) |
|--------------|--------|

|                                   |       |
|-----------------------------------|-------|
| Fund Balance at Beginning of Year | 2,279 |
|-----------------------------------|-------|

|  |       |
|--|-------|
| Fund Balance at Beginning of Year<br>as Adjusted | 2,279 |
|--|-------|

|                                     |                |
|-------------------------------------|----------------|
| <b>Fund Balance From Operations</b> | <b>\$2,231</b> |
|-------------------------------------|----------------|

Payroll Accrual

Compensated Absences

|                                    |                |
|------------------------------------|----------------|
| <b>Fund Balance at End of Year</b> | <b>\$2,231</b> |
|------------------------------------|----------------|

## CURRENT UNRESTRICTED DESIGNATED FUNDS

Combined Statement of Revenue, Expenditures and Changes in Fund Balance  
For Fiscal Year Ended June 30, 2000

### ADAMS CENTER (342500) AND INTERCOLLEGIATE ATHLETICS (332500)

| Index #                           | Account Name                   | Fund<br>Balance<br>7/1/99 | Prior<br>Year<br>Adjust. | Sales          | Special<br>Events<br>Rental | Admissions    | Other<br>Revenue | Transfers<br>In (Out) | Salaries<br>& Wages | Employee<br>Benefits | Operating<br>Expend. | Admin.<br>Services | Fund<br>Balance<br>6/30/00 |
|-----------------------------------|--------------------------------|---------------------------|--------------------------|----------------|-----------------------------|---------------|------------------|-----------------------|---------------------|----------------------|----------------------|--------------------|----------------------------|
| <b>ADAMS CENTER</b>               |                                |                           |                          |                |                             |               |                  |                       |                     |                      |                      |                    |                            |
| MAC001                            | Tic-it-E-Z/Field House         | \$                        | (\$88)                   | (\$30,470)     | \$41,440                    | \$            | \$78,686         | \$                    | \$110,436           | \$26,072             | \$66,504             | \$                 | (\$113,444)                |
| MAC002                            | Field House Maintenance        |                           |                          | 3,603          | 300                         |               | 63,268           |                       | 2,676               | 379                  | 9,661                |                    | \$54,455                   |
| MAC003                            | Field House General            | (2,236)                   |                          | 4,595          | 24,745                      |               | 28,242           |                       | 45,754              | 7,914                | 43,514               | 20,954             | (\$62,790)                 |
| MAC004                            | Hellgate High School Football  |                           |                          |                | 329                         |               |                  |                       |                     |                      | 227                  |                    | \$102                      |
| MAC005                            | Ski On Snow Fair               |                           |                          |                | 2,519                       |               |                  |                       |                     |                      | 1,367                |                    | \$1,152                    |
| MAC006                            | Building the Momentum          |                           |                          |                |                             |               |                  |                       |                     |                      | 3,932                |                    | (\$3,932)                  |
| MAC007                            | 99 State Girls BB Championship |                           |                          |                | 17,000                      | (346)         |                  |                       | 3,750               | 391                  | 7,915                |                    | \$4,598                    |
| MAC008                            | First Night Missoula           |                           |                          |                | 1,707                       |               |                  |                       | 154                 | 6                    | 1,265                |                    | \$282                      |
| MAC009                            | Harlem Globetrotters           |                           |                          |                | 6,816                       |               |                  |                       | 158                 | 15                   | 2,393                |                    | \$4,250                    |
| MAC010                            | Copper League V-ball Tourn.    |                           |                          |                | 179                         |               | 1                |                       |                     |                      | (619)                |                    | \$799                      |
| MAC011                            | High School Basketball         |                           |                          | 90             |                             | 7,265         |                  |                       | 910                 | 49                   | 9,370                |                    | (\$2,974)                  |
| MAC012                            | Msla Home & Garden Show        |                           |                          |                | 14,219                      |               |                  |                       | 68                  | 6                    | 2,956                |                    | \$11,189                   |
| MAC013                            | Career Fair                    |                           |                          |                | 250                         |               |                  |                       |                     |                      | 129                  |                    | \$121                      |
| MAC014                            | F Hse Special Events           |                           |                          |                | 14,070                      | 322           |                  |                       |                     |                      | 371                  |                    | \$14,021                   |
| MAC015                            | Mens Basketball Tournament     |                           |                          | 369            |                             | 31,411        | 2,497            |                       | 2,351               | 279                  | 45,181               |                    | (\$13,534)                 |
| MAC016                            | Nat'l Football Champ Banquet   |                           |                          | 3,162          |                             |               |                  |                       |                     |                      | 2,521                |                    | \$641                      |
| MAC019                            | Shrine Circus                  |                           |                          |                | 13,495                      |               |                  |                       |                     |                      | 7,992                |                    | \$5,503                    |
| MAC020                            | Field House Concessions        |                           |                          | 339,014        |                             |               | 51,162           |                       | 88,973              | 13,412               | 131,108              |                    | \$156,683                  |
| MAC021                            | Women's Reg BB Tournament      |                           |                          | 150            |                             | 35,732        | 16,501           |                       | 2,765               | 304                  | 66,402               |                    | (\$17,088)                 |
| MAC022                            | Griz Weight Room               |                           |                          |                |                             |               |                  |                       | 44,630              | 13,272               | 14,128               |                    | (\$72,030)                 |
| MAC023                            | Tae Kwon Do Championship       |                           |                          |                | 3,538                       |               |                  |                       |                     |                      | 760                  |                    | \$2,778                    |
| MAC025                            | Lewis & Clark Trader           |                           |                          |                | 6,659                       |               |                  |                       |                     |                      | 2,355                |                    | \$4,304                    |
| MAC027                            | Jehovah Witness Conference     |                           |                          |                | 155                         |               |                  |                       |                     |                      |                      |                    | \$155                      |
| MAC028                            | Msla Gun & Antique Show        |                           |                          |                | 1,169                       |               |                  |                       | 120                 |                      | 2,365                |                    | (\$1,316)                  |
| MAC029                            | World Championship Wrestling   |                           |                          |                | 8,605                       |               |                  |                       |                     |                      | 5,114                |                    | \$3,491                    |
| <b>Total Adams Center</b>         |                                | <b>(2,236)</b>            | <b>(88)</b>              | <b>320,513</b> | <b>157,195</b>              | <b>74,384</b> | <b>240,357</b>   |                       | <b>302,745</b>      | <b>62,099</b>        | <b>426,911</b>       | <b>20,954</b>      | <b>(22,584)</b>            |
| <b>INTERCOLLEGIATE ATHLETICS:</b> |                                |                           |                          |                |                             |               |                  |                       |                     |                      |                      |                    |                            |
| MIA001                            | Men's Football                 |                           | 507                      |                |                             | 1,119,135     | 112,583          |                       | 101,891             | 26,035               | 691,980              |                    | \$412,319                  |
| MIA002                            | Men's Basketball               |                           | 43                       |                |                             | 298,806       | 91,110           | 20                    | 45,658              | 10,678               | 289,277              |                    | \$44,366                   |
| MIA003                            | Track                          |                           | 1,655                    | 5              |                             | 20            | 172              |                       | 17,640              | 5,039                | 116,526              |                    | (\$137,353)                |
| MIA004                            | Women's Soccer                 |                           |                          |                |                             | 11,136        | 26               |                       | 74,738              | 21,581               | 84,039               | 218                | (\$169,414)                |



# CURRENT UNRESTRICTED DESIGNATED FUNDS

Combined Statement of Revenue, Expenditures and Changes in Fund Balance  
For Fiscal Year Ended June 30, 2000

## ADAMS CENTER (342500) AND INTERCOLLEGIATE ATHLETICS (332500)

| Index # | Account Name                                 | Fund<br>Balance<br>7/1/99 | Prior<br>Year<br>Adjust. | Sales     | Special<br>Events<br>Rental | Admissions  | Other<br>Revenue | Transfers<br>In (Out) | Salaries<br>& Wages | Employee<br>Benefits | Operating<br>Expend. | Admin.<br>Services | Fund<br>Balance<br>6/30/00 |
|---------|--|---------------------------|--------------------------|-----------|-----------------------------|-------------|------------------|-----------------------|---------------------|----------------------|----------------------|--------------------|----------------------------|
| MIA005  | Women's Basketball                           |                           |                          |           |                             | 234,461     | 17,817           |                       | 38,229              | 7,054                | 203,904              | 1,640              | \$1,451                    |
| MIA006  | Tennis                                       |                           |                          |           |                             |             |                  |                       | 11,945              | 5,214                | 57,176               |                    | (\$74,335)                 |
| MIA007  | Women's Volleyball                           |                           |                          | 12        |                             | 5,183       | 12               |                       | 40,403              | 11,015               | 107,470              |                    | (\$153,681)                |
| MIA008  | Lady Griz Golf                               |                           |                          |           |                             |             |                  |                       | 27,549              | 7,581                | 26,095               |                    | (\$61,225)                 |
| MIA009  | Athletic Inventory                           | 52,559                    |                          |           |                             |             |                  |                       |                     |                      | 1,476                |                    | \$51,083                   |
| MIA010  | Athletic Trade Outs                          |                           |                          |           |                             |             | (624)            |                       |                     |                      | 58,310               |                    | (\$58,934)                 |
| MIA011  | Student Athletic Fee                         |                           |                          |           |                             |             | 598,453          |                       |                     |                      | 4,443                |                    | \$594,010                  |
| MIA012  | Stadium Maintenance                          |                           |                          |           |                             |             |                  |                       | 823                 | 23                   | 23,225               |                    | (\$24,071)                 |
| MIA013  | Sports Information                           |                           |                          | 1,447     |                             |             | 120              |                       | 47,113              | 9,845                | 43,229               |                    | (\$98,620)                 |
| MIA014  | Athletic Treatment Center                    |                           |                          |           |                             |             |                  |                       | 29,363              | 7,010                | 38,211               |                    | (\$74,584)                 |
| MIA015  | UM Spirit Squad                              |                           |                          |           |                             |             | 4,000            |                       | 4,500               | 744                  | 13,903               |                    | (\$15,147)                 |
| MIA016  | Athletic Sponsorships                        |                           | 2,537                    | 25        |                             |             | 531,715          |                       | 58,357              | 12,674               | 207,514              |                    | \$255,732                  |
| MIA017  | Athletic Turf Maint                          |                           |                          |           |                             |             |                  |                       | 702                 | 28                   | 16,270               |                    | (\$17,000)                 |
| MIA018  | Athletic Equipment                           |                           |                          | 3,394     |                             |             | 3,549            |                       | 12,539              | 1,962                | 21,323               |                    | (\$28,881)                 |
| MIA019  | NCAA Academic Enhancement                    |                           |                          |           |                             |             | 50,000           |                       | 33,645              | 7,430                | 6,940                |                    | \$1,985                    |
| MIA020  | Athletics General                            | (655,481)                 | (5,000)                  | 6,081     |                             |             | 180,446          | 182,485               | 6,464               | 1,623                | 262,020              | 129,332            | (\$690,908)                |
| MIA021  | UM Ticket Clearing                           |                           |                          |           |                             | 539         | 230              |                       |                     |                      |                      |                    | \$769                      |
| MIA022  | PR Deduct Clearing                           |                           |                          |           |                             | (181)       |                  |                       | 87                  | 1                    |                      |                    | (\$269)                    |
| MIA040  | Student Section Adams Center                 |                           |                          |           |                             | 825         | 1,201            |                       |                     |                      | 2,270                |                    | (\$244)                    |
|         | Total Athletics                              | (602,922)                 | (258)                    | 10,964    |                             | 1,669,924   | 1,590,810        | 182,505               | 551,646             | 135,537              | 2,275,601            | 131,190            | (242,951)                  |
|         | TOTAL ADAMS CENTER &<br>INTERCOLL. ATHLETICS | (\$605,158)               | (\$346)                  | \$331,477 | \$157,195                   | \$1,744,308 | \$1,831,167      | \$182,505             | \$854,391           | \$197,636            | \$2,702,512          | \$152,144          | (\$265,535)                |

|  |                    |
|--|--------------------|
| Reserve for Compensated<br>Annual & Sick Liability | (95,544)           |
| Payroll Accrual at Fiscal Year End                 | (2,086)            |
| Fund Balance at End of Year                        | <u>(\$363,165)</u> |

# CURRENT UNRESTRICTED DESIGNATED FUNDS

Combined Statement of Revenue, Expenditures and Changes in Fund Balance  
For Fiscal Year Ended June 30, 2000

## INSTRUCTIONAL FEES (331100)

| Index # | Account Name                   | Fund<br>Balance<br>7/1/99 | Prior<br>Year<br>Adjust. | Class<br>Fees | Other<br>Revenue | Allocations | Salaries<br>& Wages | Employee<br>Benefits | Operating<br>Expend. | Capital<br>Expend. | Fund<br>Balance<br>6/30/00 |
|---------|--------------------------------|---------------------------|--------------------------|---------------|------------------|-------------|---------------------|----------------------|----------------------|--------------------|----------------------------|
| MAS003  | Science Field Trip Fee         | \$1,209                   | \$                       | \$3,759       | \$               | \$          | \$                  |                      | \$844                | \$                 | \$4,124                    |
| MAS004  | Summer Institute               | 11                        |                          |               |                  |             |                     |                      | 1,315                |                    | (1,304)                    |
| MAS005  | Masters Public Admin Fee       | 1,243                     |                          | 2,025         |                  | 1,755       | 2,400               | 363                  | 1,015                |                    | 1,245                      |
| MBI003  | DBS Lab Fee                    | 64                        |                          | 28,293        |                  |             |                     |                      | 32,772               |                    | (4,415)                    |
| MBI004  | EVST Field Trip & Lab Supplies | 432                       |                          | 1,103         |                  |             |                     |                      | 800                  |                    | 735                        |
| MBI008  | Internship Program             |                           |                          | 7,000         |                  |             |                     |                      | 4,046                |                    | 2,954                      |
| MCE002  | Co-Op Student Fee              | 1,012                     |                          | 9,282         |                  | 355         |                     |                      | 9,746                |                    | 903                        |
| MCH003  | Chemistry Lab Fee              | 29,103                    |                          | 29,302        |                  |             | 727                 | 128                  | 31,115               |                    | 26,435                     |
| MCT001  | Health Occupations Ins Fee     | 1,748                     |                          | 2,722         |                  |             |                     |                      | 3,440                |                    | 1,030                      |
| MCT002  | Business Division Course Fee   | 1,503                     |                          | 7,506         |                  |             |                     |                      | 8,906                |                    | 103                        |
| MCT003  | Electronic Tech Course Fee     | 201                       |                          | 971           |                  |             |                     |                      | 1,156                |                    | 16                         |
| MCT004  | Respiratory Therapy Course Fee | 1,256                     |                          | 1,440         |                  |             |                     |                      | 2,306                |                    | 390                        |
| MCT005  | Practical Nursing Course Fee   | 149                       |                          | 2,951         |                  |             |                     |                      | 3,098                |                    | 2                          |
| MCT006  | Culinary Course Fee            | (11)                      |                          | 13,334        |                  |             |                     |                      | 13,075               |                    | 248                        |
| MCT007  | Building Maint Engineer Fee    |                           |                          | 170           |                  |             |                     |                      | 162                  |                    | 8                          |
| MCT008  | Det Course Fee                 |                           |                          | 1,697         |                  |             |                     |                      | 1,323                |                    | 374                        |
| MCT009  | Small Engine Course Fee        | 330                       |                          | 560           |                  |             |                     |                      | 895                  |                    | (5)                        |
| MCT010  | Welding Course Fee             | 120                       |                          | 3,205         |                  |             |                     |                      | 2,983                |                    | 342                        |
| MCT011  | Heo Course Fee                 | 2,671                     | 221                      | 11,503        |                  |             | 3,068               | 255                  | 6,412                |                    | 4,660                      |
| MCT012  | Machining Course Fee           | 1                         |                          | 1,239         |                  |             |                     |                      | 1,240                |                    | 0                          |
| MCT013  | Applied Arts & Sciences Fees   | 272                       |                          | 1,467         |                  |             |                     |                      | 1,479                |                    | 260                        |
| MCT014  | Pharmacy Technology Course Fee | 120                       |                          | 90            |                  |             |                     |                      | 408                  |                    | (198)                      |
| MCT015  | Surgical Technology Course Fee | 342                       |                          | 375           |                  |             |                     |                      | 76                   |                    | 641                        |
| MCT016  | Medical Lab Tech Course Fee    | 168                       |                          | 820           |                  |             |                     |                      |                      |                    | 988                        |
| MED008  | Student Teacher Fees           | 22,643                    | (300)                    | 8,350         | 8,776            |             |                     |                      | 11,502               |                    | 27,967                     |
| MED009  | Elementary Education Fee       | 346                       |                          | 208           |                  |             |                     |                      | 46                   |                    | 508                        |
| MED010  | School District Intern Program | 13,337                    |                          | 2,000         | 23,414           |             |                     |                      | 6,288                |                    | 32,463                     |
| MED011  | Education Computer Lab Fee     | 700                       |                          | 3,973         |                  |             | 2,809               | 21                   | 723                  |                    | 1,120                      |
| MFA006  | Art Crafts Fee                 | 22,335                    |                          | 100,081       |                  |             | 19,626              | 2,440                | 87,194               |                    | 13,156                     |

# CURRENT UNRESTRICTED DESIGNATED FUNDS

Combined Statement of Revenue, Expenditures and Changes in Fund Balance  
For Fiscal Year Ended June 30, 2000

## INSTRUCTIONAL FEES (331100)

| Index #                         | Account Name                 | Fund<br>Balance<br>7/1/99 | Prior<br>Year<br>Adjust. | Class<br>Fees    | Other<br>Revenue | Allocations    | Salaries<br>& Wages | Employee<br>Benefits | Operating<br>Expend. | Capital<br>Expend. | Fund<br>Balance<br>6/30/00 |
|---------------------------------|------------------------------|---------------------------|--------------------------|------------------|------------------|----------------|---------------------|----------------------|----------------------|--------------------|----------------------------|
| MFA010                          | Dance Class Fee              | 1,421                     |                          | 26,078           |                  |                | 12,135              | 5,482                | 5,284                |                    | 4,598                      |
| MFA011                          | Drama Fees                   | 4,745                     |                          | 49,465           |                  |                |                     |                      | 45,557               |                    | 8,653                      |
| MFA012                          | Music Lesson Fee             | 6,854                     |                          | 23,858           | 60               |                | 3,587               | 562                  | 10,354               |                    | 16,269                     |
| MFA013                          | Music Special Fee            | 7,259                     |                          | 51,432           |                  |                | 10,889              | 273                  | 38,802               | 233                | 8,494                      |
| MFA014                          | Arts in Culture Student Fees | 1,559                     |                          | 8,346            |                  |                | 1,990               | 81                   | 4,786                | 33                 | 3,015                      |
| MFA016                          | Media Arts Fee               |                           |                          | 3,600            |                  |                |                     |                      | 3,818                |                    | (218)                      |
| MFH003                          | Bio Station Field Trip Fee   | 960                       |                          | 7,996            |                  |                | 17,226              | 1,889                | 11,150               |                    | (21,309)                   |
| MFR008                          | Forestry Field Trip Fee      | 22,310                    |                          | 119,526          |                  |                | 51,921              | 5,743                | 61,970               |                    | 22,202                     |
| MGL004                          | Geology Fees                 | 28                        |                          | 11,155           |                  |                | 416                 | 44                   | 10,826               |                    | (103)                      |
| MGL005                          | Geology Summer Field Camp    | 163                       |                          | 5,850            |                  |                |                     |                      | 8,580                |                    | (2,567)                    |
| MHH002                          | HPE First Aid Lab Fee        | 1,856                     |                          | 969              |                  |                |                     |                      | 2,894                |                    | (69)                       |
| MHH003                          | HPE Activity Class Fee       | 5,963                     |                          | 1,916            |                  |                |                     |                      | 741                  | 119                | 7,019                      |
| MHH004                          | HPE Physiology Lab Fee       | 626                       |                          | 2,378            |                  |                |                     |                      | 2,173                |                    | 831                        |
| MJN944                          | Journalism Lab Fees          | 733                       |                          | 3,475            |                  |                |                     |                      | 4,218                |                    | (10)                       |
| MMA003                          | Mathematics Lab Fee          | 1,366                     |                          | 19,516           |                  |                | 16,454              | 183                  | 1,231                |                    | 3,014                      |
| MMS001                          | Military Science Student Fee | 3,848                     |                          | 5,559            | 509              |                |                     |                      | 7,098                |                    | 2,818                      |
| MPH005                          | Cadaver Lab Fee              | 4,086                     |                          | 7,000            |                  |                |                     |                      | 3,692                | 3,000              | 4,394                      |
| MPH007                          | Medicinal Plants Field Trip  | 224                       |                          | 600              |                  |                |                     |                      | 753                  |                    | 71                         |
| <b>TOTAL INSTRUCTIONAL FEES</b> |                              | <b>\$165,306</b>          | <b>(\$79)</b>            | <b>\$594,145</b> | <b>\$32,759</b>  | <b>\$2,110</b> | <b>\$143,248</b>    | <b>\$17,464</b>      | <b>\$458,292</b>     | <b>\$3,385</b>     | <b>\$171,852</b>           |

|  |                         |
|--|-------------------------|
| Reserve for Compensated<br>Annual & Sick Leave Liability | (7,746)                 |
| Fund Balance at End of Year                              | <u><u>\$164,106</u></u> |

## CURRENT UNRESTRICTED DESIGNATED FUNDS

Combined Statement of Revenue, Expenditures and Changes in Fund Balance  
For Fiscal Year Ended June 30, 2000

### TELECOMMUNICATIONS CENTER (337400)

|  | Audio<br>Production<br>MIT009 | Video<br>Production<br>MIT010                              | Total           |
|--|-------------------------------|--|-----------------|
| <b>REVENUE</b>                                   |                               |  |                 |
| Sales  | \$                            | \$33,502   | \$33,502        |
| Other Income                                     | 20,006                        | 12500  | 32506           |
| <b>TOTAL REVENUE</b>                             | <b>\$20,006</b>               | <b>\$46,002</b>  | <b>\$66,008</b> |
| <b>EXPENDITURES</b>                              |                               |  |                 |
| <b>Personnel Services:</b>                       |                               |  |                 |
| Salaries   | 10,698                        | 3,934  | 14,632          |
| Hourly   | 1,493                         | 12,921   | 14,414          |
| Employee Benefits                                | 3,440                         | 1,586  | 5,026           |
| Total Personnel Services                         | 15,631                        | 18,441   | 34,072          |
| <b>Operating Expenditures:</b>                   |                               |  |                 |
| Other Services                                   |                               | 500  | 500             |
| Supplies & Materials                             |                               | 16,928   | 16,928          |
| Communications                                   | (1,449)                       | 1,770  | 321             |
| Travel   |                               | 1,333  | 1,333           |
| Rent   |                               | 35   | 35              |
| Administrative Services                          |                               | 2,082  | 2,082           |
| Other  | 3,120                         | 3,847  | 6,967           |
| Total Operating Expenditures                     | 1,671                         | 26,495   | 28,166          |
| <b>TOTAL EXPENDITURES</b>                        | <b>\$17,302</b>               | <b>\$44,936</b>  | <b>\$62,238</b> |
| <b>Net Increase (Decrease) to</b>                |                               |  |                 |
| <b>Fund Balance</b>                              | <b>\$2,704</b>                | <b>\$1,066</b>   | <b>\$3,770</b>  |
| Fund Balance at Beginning of Year                | 7,914                         | 14,476   | 22,390          |
| Prior Year Adjustments:                          |                               |  |                 |
| Revenues   | 2,048                         |  | 2,048           |
| Fund Balance at Beginning of Year<br>as Adjusted | 9,962                         | 14,476   | 24,438          |
| <b>Fund Balance from Operations</b>              | <b>\$12,666</b>               | <b>\$15,542</b>  | <b>\$28,208</b> |
|  |                               | Reserve for Compensated Annual<br>and Sick Leave Liability | (962)           |
|  |                               | Payroll accrual  | (41)            |
|  |                               | <b>Fund Balance at End of Year</b>                         | <b>\$27,205</b> |



# CURRENT UNRESTRICTED DESIGNATED FUNDS

Combined Statement of Revenue, Expenditures and Changes in Fund Balance  
For Fiscal Year Ended June 30, 2000

## DESIGNATED RECHARGE CENTERS (337000)

| Index # | Account Name                                 | Fund<br>Balance<br>7/1/99 | Prior<br>Year<br>Adjust. | Revenue          | Transfers<br>In (Out) | Salaries<br>& Wages | Employee<br>Benefits | Operating<br>Expend. | Fund<br>Balance<br>6/30/00 |
|---------|--|---------------------------|--------------------------|------------------|-----------------------|---------------------|----------------------|----------------------|----------------------------|
| MCP901  | Key Deposits                                 | \$62,599                  | \$                       | \$6,533          | \$                    |                     | \$285                | \$5,581              | \$63,266                   |
| MFS901  | Central Mail Postage Meter                   | (69,167)                  |                          | 704,492          |                       |                     |                      | 679,417              | (44,092)                   |
| MFS902  | Central Mail Presort Center                  | 21,475                    |                          | 80,105           | (10,752)              | 18,550              | 4,715                | 41,312               | 26,251                     |
| MFS904  | Postage Meter Inventory                      | 42,523                    |                          |                  |                       |                     |                      | (1,570)              | 44,093                     |
| MMU901  | MUARID Recharge Center                       | 19,134                    |                          | 51,548           | (17,320)              | 6,014               | 1,970                | 21,838               | 23,540                     |
| Various | Photocopy Services                           | 102,950                   | (1,993)                  | 153,438          | (7,183)               | 6,680               | 2,394                | 134,110              | 104,028                    |
|         | <b>TOTAL DESIGNATED<br/>RECHARGE CENTERS</b> | <b>\$179,514</b>          | <b>(\$1,993)</b>         | <b>\$996,116</b> | <b>(\$35,255)</b>     | <b>\$31,244</b>     | <b>\$9,364</b>       | <b>\$880,688</b>     | <b>\$217,086</b>           |

|  |                  |
|--|------------------|
| Reserve for Compensated<br>Annual & Sick Leave Liability | (2,637)          |
| Payroll Accrual  | (646)            |
| <b>Fund Balance at End of Year</b>                       | <b>\$213,803</b> |

# CURRENT UNRESTRICTED DESIGNATED FUNDS

Combined Statement of Revenue, Expenditures and Changes in Fund Balance  
For Fiscal Year Ended June 30, 2000

## FIXED PRICE CLEARING (338120)

| Index # | Account Name               | Fund<br>Balance<br>7/1/99 | Prior<br>Year<br>Adjust | Transfers<br>In(Out) | Revenue  | Salaries<br>& Wages | Employee<br>Benefits | Operating<br>Expend. | Fund<br>Balance<br>6/30/00 |
|---------|----------------------------|---------------------------|-------------------------|----------------------|----------|---------------------|----------------------|----------------------|----------------------------|
| MAF001  | Fixed Price Clearing       | \$5,702                   | \$20                    | (\$1,759)            | \$12,784 | \$1,990             | \$323                | \$1,735              | \$12,699                   |
|         | TOTAL FIXED PRICE CLEARING | \$5,702                   | \$20                    | (\$1,759)            | \$12,784 | \$1,990             | \$323                | \$1,735              | \$12,699                   |

Combined Statement of Revenue, Expenditures and Changes in Fund Balance  
For Fiscal Year Ended June 30, 2000

|                              | Facilities<br>Services<br>Shops<br>337310<br>MFS001 | Custodial<br>Grounds<br>Labor<br>337315<br>MFS002 | Campus<br>Safety &<br>Security<br>337320<br>MCP001 | 1993 A Bond<br>Construction<br>Management<br>337325<br>MFS020 | Phys Plant<br>Pooled<br>Revenue<br>337330<br>MFS003 | Campus<br>Stores<br>337335<br>MFS004 | Key Shop<br>337340<br>MCP002 | F/S<br>Network<br>Support<br>337350<br>MFS005 | Off-Campus<br>Work Orders<br>337355<br>MFS006 | Total       |
|------------------------------|---|---|--|---|---|--------------------------------------|------------------------------|---|---|-------------|
| REVENUE                      |   |   |  |   |   |                                      |                              |   |   |             |
| Sales                        | \$  | \$  | \$   | \$  | \$  | \$1,065,453                          | \$                           | \$  | \$  | \$1,065,453 |
| Cost of Goods Sold:          |   |   |  |   |   |                                      |                              |   |   |             |
| Beginning Inventory 7/1/99   |   |   |  |   |   | 341802                               |                              |   |   | 341,802     |
| Add: Purchases               |   |   |  |   |   | 839554                               |                              |   |   | 839,554     |
| Cost of Goods Available      |   |   |  |   |   | 1181356                              |                              |   |   | 1,181,356   |
| Deduct: End. Inv. 6/30/00    |   |   |  |   |   | 326198                               |                              |   |   | 326,198     |
| Cost of Goods Sold           |   |   |  |   |   | 855158                               |                              |   |   | 855,158     |
| Gross Profit on Sales        |   |   |  |   |   | 210295                               |                              |   |   | 210,295     |
| Other Revenue                | 707,828   | 338,757   | 17,279   | 177,267   |   | 3698                                 | 91,046                       |   | 92,906  | 1,428,781   |
| Fund Allocation              |   |   |  |   |   |                                      |                              | 42,000  |   | 42,000      |
| TOTAL REVENUE                | 707,828   | 338,757   | 17,279   | 177,267   |   | 213993                               | 91,046                       | 42,000  | 92,906  | 1,681,076   |
| EXPENDITURES                 |   |   |  |   |   |                                      |                              |   |   |             |
| Personnel Services           | 139,983   | 204,679   | 470  | 249,998   |   | 106915                               | 70,376                       | 43,531  |   | 815,952     |
| Operating Expenditures       | 439,623   | 99,314  | 10,566   | (75,063)  |   | 31740                                | 19,184                       | 9,707   | 79,266  | 614,337     |
| Capital Expenditures         | 34,593  | 1,594   |  | 6,062   |   |                                      |                              |   | 15,743  | 57,992      |
| TOTAL EXPENDITURES           | 614,199   | 305,587   | 11,036   | 180,997   |   | 138655                               | 89,560                       | 53,238  | 95,009  | 1,488,281   |
| TRANSFERS IN (OUT)           | (16,690)  | (5,340)   |  |   |   |                                      |                              |   |   | (22,030)    |
| Net Increase (Decrease) to   |   |   |  |   |   |                                      |                              |   |   |             |
| Fund Balance                 | 76,939  | 27,830  | 6,243  | (3,730)   |   | 75338                                | 1,486                        | (11,238)                                      | (2,103)                                       | 170,765     |
| Beginning Fund Balance       | 219,028   | 96,217  | 25,704   | 178,980   | (115)   | 365265                               | 31,240                       | 9,664   | (2,553)                                       | 923,430     |
| Prior Year Adjustments:      |   |   |  |   |   |                                      |                              |   |   |             |
| Revenue                      |   |   |  |   |   |                                      |                              |   |   |             |
| Expenditures                 | 300   | 572   |  |   |   |                                      |                              |   |   | 872         |
| Beginning Fund Balance       |   |   |  |   |   |                                      |                              |   |   |             |
| As Adjusted                  | 219,328   | 96,789  | 25,704   | 178,980   | (115)   | 365265                               | 31,240                       | 9,664   | (2,553)                                       | 924,302     |
| Fund Balance From Operations | \$296,267   | \$124,619   | \$31,947   | \$175,250   | (\$115)   | \$440,603                            | \$32,726                     | (\$1,574)                                     | (\$4,656)                                     | 1,095,067   |

|                                    |                         |
|------------------------------------|-------------------------|
| Reserve for Compensated            |                         |
| Annual & Sick Leave Liability      | (137,162)               |
| Payroll Accrual at Fiscal Year End | (9,069)                 |
| <b>Fund Balance at End of Year</b> | <b><u>\$948,836</u></b> |

# CURRENT UNRESTRICTED DESIGNATED FUNDS

Combined Statement of Revenue, Expenditures and Changes in Fund Balance  
For Fiscal Year Ended June 30, 2000

## COMPUTING AND INFORMATION SERVICES (337600)

|                                | General<br>Services<br>MIT002 | Client<br>Services<br>MIT003 | Central<br>Computing<br>MIT004 | Voice<br>Comm<br>MIT005 | Information<br>Support<br>MIT006 | Engineering<br>Support<br>MIT007 | Technology<br>Outreach<br>MIT008 | Total              |
|--------------------------------|-------------------------------|------------------------------|--------------------------------|-------------------------|----------------------------------|----------------------------------|----------------------------------|--------------------|
| <b>REVENUE</b>                 |                               |                              |                                |                         |                                  |                                  |                                  |                    |
| Sales                          | \$3,388                       | \$6,276                      | \$                             | \$74,144                | \$                               | \$                               | \$                               | \$83,808           |
| Production Income              | 2,722,990                     |                              |                                |                         |                                  |                                  |                                  | 2,722,990          |
| Telephone Commissions          |                               |                              |                                | 1,092,195               |                                  |                                  |                                  | 1,092,195          |
| Equipment Rental               | 3,760                         |                              |                                | 17,161                  |                                  |                                  |                                  | 20,921             |
| Other Income                   | 1,740                         |                              |                                | 23,631                  |                                  | 12,994                           | 92,904                           | 131,269            |
| <b>TOTAL REVENUE</b>           | <b>\$2,731,878</b>            | <b>\$6,276</b>               |                                | <b>\$1,207,131</b>      |                                  | <b>\$12,994</b>                  | <b>\$92,904</b>                  | <b>\$4,051,183</b> |
| <b>EXPENDITURES</b>            |                               |                              |                                |                         |                                  |                                  |                                  |                    |
| <b>Personnel Services:</b>     |                               |                              |                                |                         |                                  |                                  |                                  |                    |
| Salaries                       | 88,986                        | 189,898                      | 352,040                        | 355,795                 | 503,875                          | 75,044                           | 119,941                          | 1,685,579          |
| Hourly                         | 14,968                        | 81,525                       | 18,487                         | 18,223                  | 3,974                            | 12,406                           | 37,938                           | 187,521            |
| Employee Benefits              | 26,627                        | 48,940                       | 88,713                         | 106,384                 | 119,426                          | 16,482                           | 30,165                           | 436,737            |
| Total Personnel Services       | 130,581                       | 320,363                      | 459,240                        | 480,402                 | 627,275                          | 103,932                          | 188,044                          | 2,309,837          |
| <b>Operating Expenditures:</b> |                               |                              |                                |                         |                                  |                                  |                                  |                    |
| Other Services                 | 247,885                       | 1,358                        | 4,271                          | 15,071                  | 1,007                            | 800                              | 8,523                            | 278,915            |
| Supplies & Materials           | 60,067                        | 30,054                       | 42,186                         | 39,223                  | 2,038                            | 32,830                           | 136,577                          | 342,975            |
| Communications                 | 4,137                         | 4,523                        | 5,202                          | 314,298                 | 5,899                            | 2,237                            | 7,456                            | 343,752            |
| Travel                         | 3,003                         | 1,215                        | 4,202                          | 10,830                  | 4,428                            | 1,053                            | 10,273                           | 35,004             |
| Rent                           | 3,165                         | 85                           |                                | 245                     |                                  |                                  |                                  | 3,495              |
| Utilities                      |                               |                              |                                |                         | 6,956                            |                                  |                                  | 6,956              |
| Repairs & Maintenance          | 366,403                       | 1,457                        | 829                            | 76,931                  | 279                              | 3,360                            | 6,356                            | 455,615            |
| Other                          | 85,873                        | 19,249                       | 27,775                         | 40,905                  | 30,083                           | 40,641                           | 9,005                            | 253,531            |
| Total Operating Expenditures   | 770,533                       | 57,941                       | 84,465                         | 497,503                 | 50,690                           | 80,921                           | 178,190                          | 1,720,243          |
| <b>Capital Expenditures</b>    | <b>38,668</b>                 | <b>308</b>                   | <b>699</b>                     | <b>47,619</b>           | <b>1,188</b>                     | <b>46,559</b>                    |                                  | <b>135,041</b>     |
| <b>TOTAL EXPENDITURES</b>      | <b>\$939,782</b>              | <b>\$378,612</b>             | <b>\$544,404</b>               | <b>\$1,025,524</b>      | <b>\$679,153</b>                 | <b>\$231,412</b>                 | <b>\$366,234</b>                 | <b>\$4,165,121</b> |
| <b>TRANSFERS IN (OUT)</b>      | <b>(40,217)</b>               |                              |                                | <b>(68,033)</b>         |                                  |                                  | <b>(39,369)</b>                  | <b>(147,619)</b>   |



## CURRENT UNRESTRICTED DESIGNATED FUNDS

Combined Statement of Revenue, Expenditures and Changes in Fund Balance  
For Fiscal Year Ended June 30, 2000

### COMPUTING AND INFORMATION SERVICES (337600)

|  | General<br>Services<br>MIT002 | Client<br>Services<br>MIT003 | Central<br>Computing<br>MIT004 | Voice<br>Comm<br>MIT005 | Information<br>Support<br>MIT006                         | Engineering<br>Support<br>MIT007 | Technology<br>Outreach<br>MIT008 | Total              |
|--|-------------------------------|------------------------------|--------------------------------|-------------------------|--|----------------------------------|----------------------------------|--------------------|
| Net Increase (Decrease) to<br>Fund Balance       | \$1,751,879                   | (\$372,336)                  | (\$544,404)                    | \$113,574               | (\$679,153)  | (\$218,418)                      | (\$312,699)                      | (\$261,557)        |
| Fund Balance at Beginning of Year                | 1,506,530                     | (328,851)                    | (502,463)                      | 499,869                 | (508,229)  | (215,472)                        | (25,388)                         | 425,996            |
| Fund Balance at Beginning of Year<br>As Adjusted | 1,506,540                     | (328,851)                    | (502,463)                      | 499,869                 | (508,229)  | (215,472)                        | (25,388)                         | 426,006            |
| Fund Balance from Operations                     | \$3,258,419                   | (\$701,187)                  | (\$1,046,867)                  | \$613,443               | (\$1,187,382)  | (\$433,890)                      | (\$338,087)                      | \$164,449          |
|  |                               |                              |                                |                         | Reserve for Compensated<br>Annual & Sick Leave Liability |                                  |                                  | (267,763)          |
|  |                               |                              |                                |                         | Payroll Accrual  |                                  |                                  | (12,483)           |
|  |                               |                              |                                |                         | Fund Balance at End of Year                              |                                  |                                  | <u>(\$115,797)</u> |

# CURRENT UNRESTRICTED DESIGNATED FUNDS

Combined Statement of Revenue, Expenditures and Changes in Fund Balance  
For Fiscal Year Ended June 30, 2000

## SPECIAL FEES (331300)

| Index # | Account Name                        | Fund<br>Balance<br>7/1/99 | Prior<br>Year<br>Adjust. | Special<br>Fees    | Other<br>Revenue | Alloc.           | Transfers<br>In(Out) | Salaries<br>& Wages | Employee<br>Benefits | Operating<br>Expend. | Capital<br>Expend. | Fund<br>Balance<br>6/30/00 |
|---------|-------------------------------------|---------------------------|--------------------------|--------------------|------------------|------------------|----------------------|---------------------|----------------------|----------------------|--------------------|----------------------------|
| MBZ021  | Administrative Fee                  | \$99,684                  | \$1,270                  | \$42,620           | \$38,264         | \$               | (\$10,000)           | \$25,550            | \$8,269              | \$15,196             | \$                 | \$122,823                  |
| MBZ022  | HB 15/Business Srv                  |                           |                          |                    | 34,398           |                  |                      | 13,437              | 3,636                |                      |                    | 17,325                     |
| MCT025  | Orientation Fee (COT)               | 1                         |                          | 3,896              | 5                |                  |                      |                     |                      | 3,839                |                    | 63                         |
| MFA007  | Drama Productions                   | 16,624                    | (1,270)                  | 239                | 67,822           |                  |                      | 25,516              | 2,230                | 49,473               |                    | 6,196                      |
| MFA008  | Music Camp                          | 18,243                    | 102                      |                    | 44,140           |                  |                      | 6,760               | 959                  | 27,823               |                    | 26,943                     |
| MFA009  | Suzuki Program                      | 39,314                    |                          | 22,064             | 7,407            |                  |                      |                     |                      | 36,911               |                    | 31,874                     |
| MFA015  | Montana Transport Co                | 5,358                     |                          | 7,348              | 9,025            |                  |                      | 3,052               | 504                  | 17,206               |                    | 969                        |
| MFL001  | Foreign Language Days               | 308                       |                          | 3,910              | 200              |                  |                      |                     |                      | 3,444                |                    | 974                        |
| MFR009  | Forestry WICHE Support              | 1,553                     |                          |                    |                  |                  |                      |                     |                      | 1,094                |                    | 459                        |
| MGS001  | Graduation Fee                      | 75,582                    |                          | 116,247            |                  |                  |                      | 34,454              | 9,503                | 123,976              |                    | 23,896                     |
| MGS003  | Graduate Application Fee            | 23,430                    |                          | 23,713             |                  |                  | (100)                |                     |                      | 23,031               |                    | 24,012                     |
| MIP003  | International Student Exchange      | 32,395                    | (70)                     |                    | 77,193           |                  |                      |                     |                      | 100,681              | 63                 | 8,774                      |
| MIT015  | HB 15/Computing & Info Srv          |                           |                          |                    | 253,742          |                  |                      | 94,365              | 22,464               | 5,047                |                    | 131,866                    |
| MLA002  | Law School Institute                | 3,014                     |                          |                    | 48,471           |                  |                      | 6,418               | 1,453                | 43,187               | (128)              | 555                        |
| MLA003  | Student Bar/Law Coalition           | 2,000                     | 46                       |                    | 11,658           |                  |                      | 150                 |                      | 11,978               |                    | 1,576                      |
| MLA972  | Law School Application Fee          | 17,880                    |                          | 11,790             | 1,000            |                  |                      |                     |                      | 25,524               |                    | 5,146                      |
| MML008  | Doctoral Dissertation               | 2,207                     |                          | 7,678              |                  |                  |                      |                     |                      | 6,539                | 1,079              | 2,267                      |
| MNA001  | Amer Indian Health Care Issues Conf | 906                       |                          |                    |                  |                  |                      |                     |                      | 10                   |                    | 896                        |
| MPH004  | Physical Therapy Ap Fee             | 8,336                     |                          | 2,400              |                  |                  |                      |                     |                      | 67                   |                    | 10,669                     |
| MPH006  | Application Processing-Pharmacy     | 7,026                     |                          | 4,760              | (100)            |                  |                      |                     |                      | 1,463                |                    | 10,223                     |
| MPV003  | Distance Learning MLF               | 32,547                    |                          | 138,097            | 400              | (6,800)          |                      | 13,480              | 5,214                | 114,425              |                    | 31,125                     |
| MPV004  | Course Repeat Instruction Fee       | 31,218                    |                          |                    |                  |                  |                      |                     |                      | 10                   |                    | 31,208                     |
| MSA003  | Foreign Student Orientation Fee     | 176                       |                          | 6,600              |                  |                  |                      | 1,555               | 181                  | 2,714                |                    | 2,326                      |
| MSA006  | National Student Exchange           | 3,517                     |                          | 6,413              |                  |                  |                      |                     |                      | 7,014                |                    | 2,916                      |
| MSA007  | Summer Orientation                  | 348                       |                          | 174,272            | 41               |                  |                      | 61,037              | 9,794                | 104,271              |                    | (441)                      |
| MSA008  | Career Services                     | 106,597                   | (1,445)                  | 119,777            | 27,489           |                  | (100)                | 25,293              | 4,207                | 47,838               |                    | 174,980                    |
| Various | Technology Fee                      |                           |                          | 611,198            |                  |                  | (75,603)             | 232,975             | 51,064               | 93,670               |                    | 157,886                    |
|         | <b>TOTAL SPECIAL FEES</b>           | <b>\$528,264</b>          | <b>(\$1,367)</b>         | <b>\$1,303,022</b> | <b>\$621,155</b> | <b>(\$6,800)</b> | <b>(\$85,803)</b>    | <b>\$544,042</b>    | <b>\$119,478</b>     | <b>\$866,431</b>     | <b>\$1,014</b>     | <b>\$827,506</b>           |

\* Beginning balance is combination of 1999 ending balance for:

|      |                  |
|------|------------------|
| 1632 | \$82,797         |
| 1568 | 23,800           |
|      | <u>\$106,597</u> |

|  |                  |
|--|------------------|
| Reserve for Compensated<br>Annual & Sick Leave Liability | (43,628)         |
| Payroll Accrual  | (4,292)          |
| <b>Fund Balance at End of Year</b>                       | <b>\$779,586</b> |

THIS PAGE  
INTENTIONALLY  
LEFT BLANK

## CURRENT UNRESTRICTED DESIGNATED FUNDS

Associated Students of the University of Montana

Combined Statement of Revenue, Expenditures and Changes in Fund Balance

For Fiscal Year Ended June 30, 2000

ASUM (334000)

| Index #                                  | Account Name                 | Fund<br>Balance<br>7/1/99 | Prior<br>Period<br>Adjust. | Student<br>Fee | Activity<br>Fee<br>Allocation | Other<br>Receipts | Salaries<br>& Wages | Employee<br>Benefits | Operating<br>Expend. | Non-Mand<br>Transfers | Fund<br>Balance<br>6/30/00 |
|--|------------------------------|---------------------------|----------------------------|----------------|-------------------------------|-------------------|---------------------|----------------------|----------------------|-----------------------|----------------------------|
| <b>ASUM SERVICES &amp; ORGANIZATIONS</b> |                              |                           |                            |                |                               |                   |                     |                      |                      |                       |                            |
| MST000                                   | ASUM Administration          | \$11,482                  | (\$398)                    | \$             | \$96,005                      | \$2,832           | \$64,042            | \$12,894             | \$19,308             | \$700                 | \$12,977                   |
| MST001                                   | ASUM Transferral             | 161,903                   |                            | 574,417        | (561,000)                     | 5,420             |                     |                      | 4,213                |                       | 176,527                    |
| MST002                                   | ASUM Special Allocations     | 0                         |                            |                | 12,000                        |                   |                     |                      | 4,323                |                       | 7,677                      |
| MST003                                   | COT Student Account          | 1,963                     |                            |                |                               | 110               |                     |                      | 30                   |                       | 2,043                      |
| MST004                                   | S.T.I.P. Interest            | 76,948                    | 3,299                      |                |                               | 25,766            |                     |                      | 10,256               |                       | 95,757                     |
| MST005                                   | Unused Allocation Fund       | 1,340                     |                            |                |                               | (50)              |                     |                      |                      |                       | 1,290                      |
| MST006                                   | Assessment Fee               |                           |                            |                |                               |                   |                     |                      | 38,268               |                       | (38,268)                   |
| MST007                                   | ASUM Legal Services          | (754)                     |                            |                | 107,772                       | 4,189             | 75,362              | 24,440               | 6,794                |                       | 4,611                      |
| MST008                                   | Campus Advent                |                           |                            |                | 50                            |                   |                     |                      | 81                   |                       | (31)                       |
| MST009                                   | Zero-Base Carryover          | 168,255                   |                            |                |                               | 7,000             |                     |                      | 3,118                | 1,050                 | 171,087                    |
| MST010                                   | W. Montana Mountain Rescue   | 1,477                     |                            |                |                               |                   |                     |                      |                      |                       | 1,477                      |
| MST011                                   | Contingency Fund             | 10,239                    |                            |                |                               |                   |                     |                      | (310)                |                       | 10,549                     |
| MST013                                   | UC Space Rental Commissions  |                           |                            |                |                               | 1,040             |                     |                      |                      |                       | 1,040                      |
| MST015                                   | Sports Union                 | 14,095                    | (13,467)                   |                | 33,500                        |                   |                     |                      | 33,580               |                       | 548                        |
| MST016                                   | Ask An Alum                  |                           |                            |                |                               |                   |                     |                      | 12                   |                       | (12)                       |
| MST018                                   | Peer Mediation               | 1,168                     |                            |                |                               | 210               | 150                 | 1                    | 1,142                |                       | 85                         |
| MST022                                   | American Fisheries Society   | 30                        |                            |                | 61                            |                   |                     |                      |                      |                       | 91                         |
| MST027                                   | ASUM Travel Allocations      |                           |                            |                | 20,000                        | 294               |                     |                      | 15,760               |                       | 4,534                      |
| MST029                                   | ASUM Child Care Home Program | 19,845                    |                            |                | 98,321                        | 240,034           | 172,143             | 46,927               | 62,944               |                       | 76,186                     |
| MST032                                   | Campus Crusade for Christ    |                           |                            |                | 635                           |                   |                     |                      | 463                  |                       | 172                        |
| MST033                                   | Peers Reaching Out           |                           |                            |                |                               |                   |                     |                      | 11                   |                       | (11)                       |
| MST034                                   | Honors Program/Student Assoc |                           |                            |                | 220                           |                   |                     |                      | 102                  |                       | 118                        |
| MST035                                   | Women's Resource Center      | 183                       |                            |                | 9,101                         | 1,734             | 5,481               | 18                   | 3,196                | 250                   | 2,073                      |
| MST036                                   | ADSUM                        | (266)                     |                            |                | 6,018                         | 53                | 4,697               | 17                   | 716                  |                       | 375                        |
| MST037                                   | Internat'l Business Students | 5                         |                            |                | 126                           |                   |                     |                      |                      |                       | 131                        |
| MST038                                   | Pre-Health Club              |                           |                            |                | 565                           |                   |                     |                      | 56                   |                       | 509                        |
| MST040                                   | College Democrats            | 355                       |                            |                | 846                           |                   |                     |                      | 612                  |                       | 589                        |
| MST042                                   | College Republicans          | 42                        |                            |                |                               |                   |                     |                      |                      |                       | 42                         |



# CURRENT UNRESTRICTED DESIGNATED FUNDS

Associated Students of the University of Montana

Combined Statement of Revenue, Expenditures and Changes in Fund Balance

For Fiscal Year Ended June 30, 2000

ASUM (334000)

228

| Index # | Account Name                      | Fund<br>Balance<br>7/1/99 | Prior<br>Period<br>Adjust. | Student<br>Fee | Activity<br>Fee<br>Allocation | Other<br>Receipts | Salaries<br>& Wages | Employee<br>Benefits | Operating<br>Expend. | Non-Mand<br>Transfers | Fund<br>Balance<br>6/30/00 |
|---------|-----------------------------------|---------------------------|----------------------------|----------------|-------------------------------|-------------------|---------------------|----------------------|----------------------|-----------------------|----------------------------|
| MST043  | Free Cycles of Missoula           |                           |                            |                | 514                           |                   |                     |                      | 514                  |                       | 0                          |
| MST045  | Model United Nations              |                           |                            |                | 366                           | 450               |                     |                      | 366                  |                       | 450                        |
| MST046  | Headstart                         | 2,762                     |                            |                |                               | 63,068            | 40,926              | 11,597               | 16,176               |                       | (2,869)                    |
| MST049  | MontPirg                          | 14                        |                            |                |                               | 3,128             |                     |                      | 430                  |                       | 2,712                      |
| MST050  | International Students            | 133                       |                            |                | 5,099                         | 4,663             | 428                 | 5                    | 6,482                |                       | 2,980                      |
| MST053  | African-American Student Assoc.   | 61                        |                            |                |                               |                   |                     |                      |                      |                       | 61                         |
| MST055  | Kyi-Yo Indian Club                | (2,154)                   |                            |                | 5,266                         | 7,516             |                     |                      | 11,185               |                       | (557)                      |
| MST061  | Panhellenic                       | 120                       |                            |                | 3,568                         |                   |                     |                      | 2,799                | 250                   | 639                        |
| MST062  | Interfraternity Council           | 111                       |                            |                | 3,125                         |                   |                     |                      | 2,129                | 650                   | 457                        |
| MST063  | All Greek Council                 |                           |                            |                | 125                           | 2,570             |                     |                      | 2,054                |                       | 641                        |
| MST065  | African Student Association       | 264                       |                            |                | 730                           |                   |                     |                      | 527                  |                       | 467                        |
| MST068  | University Christian Fellowship   |                           |                            |                | 561                           |                   |                     |                      | 554                  |                       | 7                          |
| MST071  | AISES                             | 151                       |                            |                | 957                           | 500               |                     |                      | 1,345                |                       | 263                        |
| MST072  | Ad Club                           |                           |                            |                | 906                           |                   |                     |                      | 906                  |                       | 0                          |
| MST073  | Physical Therapy Students         | (1)                       |                            |                | 1,066                         | 63                |                     |                      | 216                  |                       | 912                        |
| MST074  | Women's Law Caucus                |                           |                            |                | 1,700                         |                   |                     |                      | 1,455                |                       | 245                        |
| MST075  | Academy Students of Pharmacy      |                           |                            |                | 362                           |                   |                     |                      |                      |                       | 362                        |
| MST076  | Forestry Students Association     | (25)                      |                            |                | 566                           |                   |                     |                      | 114                  |                       | 427                        |
| MST077  | American Indian Bus. Leaders      | 1,044                     |                            |                | 2,002                         | 3,620             |                     |                      | 5,301                |                       | 1,365                      |
| MST078  | Intervarsity Christian Fellowship | (4)                       |                            |                | 308                           |                   |                     |                      | 312                  |                       | (8)                        |
| MST080  | Alpha Lambda Delta                |                           |                            |                | 96                            |                   |                     |                      | 45                   |                       | 51                         |
| MST081  | Students For a Free Tibet         | 175                       |                            |                | 792                           | 30                |                     |                      | 191                  |                       | 806                        |
| MST082  | Absolute Truth                    |                           |                            |                | 188                           |                   |                     |                      |                      |                       | 188                        |
| MST090  | Malaysian Students Students       | 39                        |                            |                | 1,806                         | 400               |                     |                      | 2,260                |                       | (15)                       |
| MST091  | Russian Club                      |                           |                            |                | 250                           |                   |                     |                      | 78                   |                       | 172                        |
| MST092  | Men's Choir                       |                           |                            |                | 93                            |                   |                     |                      |                      |                       | 93                         |
| MST300  | U of M Symphonic Band             |                           |                            |                | 470                           |                   |                     |                      |                      |                       | 470                        |
| MST303  | UM Jazz Band                      |                           |                            |                | 7,000                         |                   |                     |                      | 7,000                |                       | 0                          |
| MST304  | University Orchestra              |                           |                            |                | 376                           |                   |                     |                      |                      |                       | 376                        |

# CURRENT UNRESTRICTED DESIGNATED FUNDS

Associated Students of the University of Montana

Combined Statement of Revenue, Expenditures and Changes in Fund Balance

For Fiscal Year Ended June 30, 2000

ASUM (334000)

229

| Index # | Account Name                       | Fund<br>Balance<br>7/1/99 | Prior<br>Period<br>Adjust. | Student<br>Fee | Activity<br>Fee<br>Allocation | Other<br>Receipts | Salaries<br>& Wages | Employee<br>Benefits | Operating<br>Expend. | Non-Mand<br>Transfers | Fund<br>Balance<br>6/30/00 |
|---------|------------------------------------|---------------------------|----------------------------|----------------|-------------------------------|-------------------|---------------------|----------------------|----------------------|-----------------------|----------------------------|
| MST305  | Chamber Chorale                    |                           |                            |                | 550                           |                   |                     |                      |                      |                       | 550                        |
| MST307  | University Choir                   |                           |                            |                | 50                            |                   |                     |                      |                      |                       | 50                         |
| MST308  | Brass Ensemble                     |                           |                            |                | 100                           |                   |                     |                      |                      |                       | 100                        |
| MST311  | UM Composers Club                  |                           |                            |                | 1,250                         |                   |                     |                      | 1,101                |                       | 149                        |
| MST312  | Percussion Ensemble/Steel Band     |                           |                            |                | 1,366                         |                   |                     |                      | 1,293                |                       | 73                         |
| MST313  | Opera Workshop                     |                           |                            |                | 600                           |                   |                     |                      |                      |                       | 600                        |
| MST316  | Northern Rockies Model Arab League |                           |                            |                |                               | 6,155             | 2,535               | 6                    | 3,242                |                       | 372                        |
| MST321  | Japan Club                         | (9)                       |                            |                | 526                           | 219               |                     |                      | 733                  |                       | 3                          |
| MST325  | Chinese Student Association        |                           |                            |                | 740                           |                   |                     |                      | 655                  |                       | 85                         |
| MST326  | French Club                        | 137                       |                            |                | 630                           |                   |                     |                      | 1,091                |                       | (324)                      |
| MST400  | Montana Kaimin                     | 37,311                    |                            | 41,683         |                               | 167,718           | 81,808              | 5,868                | 120,949              |                       | 38,087                     |
| MST401  | Catholic Campus Ministry           |                           |                            |                | 146                           |                   |                     |                      |                      |                       | 146                        |
| MST410  | Cut Bank                           | 5,445                     | (29)                       |                | 6,450                         | 874               | 375                 | 1                    | 7,696                |                       | 4,668                      |
| MST412  | Phoenix                            | 161                       |                            |                | 3,272                         |                   | 2,604               | 7                    | 459                  |                       | 363                        |
| MST425  | Order of Ornega                    | 439                       |                            |                |                               | 2,410             |                     |                      | 2,381                |                       | 468                        |
| MST500  | Forestry Kaimin                    | (16)                      |                            |                |                               | 590               |                     |                      | 193                  |                       | 381                        |
| MST503  | Phi Beta Alpha                     | 494                       | 115                        |                | 51                            | 1,819             |                     |                      | 1,749                |                       | 730                        |
| MST505  | Wilderness Studies & Info Ctr      | 100                       |                            |                |                               |                   |                     |                      |                      |                       | 100                        |
| MST506  | Pi Sigma Alpha                     |                           |                            |                | 1,728                         |                   |                     |                      | 274                  |                       | 1,454                      |
| MST507  | Student Wildlife Society           |                           |                            |                | 288                           |                   |                     |                      | 47                   |                       | 241                        |
| MST508  | Camas:Environmental Journal        | 357                       | 2                          |                | 2,926                         | 3,883             |                     |                      | 4,501                |                       | 2,667                      |
| MST510  | Great Bear Foundation              |                           |                            |                | 177                           |                   |                     |                      | 8                    |                       | 169                        |
| MST516  | R-TV Club                          |                           |                            |                |                               | 34                |                     |                      |                      |                       | 34                         |
| MST521  | UM Outing Club                     | 236                       |                            |                |                               |                   |                     |                      |                      |                       | 236                        |
| MST522  | Phi Alpha Honor Society            |                           |                            |                | 133                           |                   |                     |                      | 15                   |                       | 118                        |
| MST523  | Flora and Fauna Society            | 415                       |                            |                |                               |                   |                     |                      |                      |                       | 415                        |
| MST524  | Students For Adv of Grad Educ      | 75                        |                            |                |                               |                   |                     |                      |                      |                       | 75                         |
| MST525  | ASUM Student Gardens               | 359                       |                            |                | 626                           | 510               |                     |                      | 1,195                |                       | 300                        |
| MST526  | Graduate Student Association       | 560                       |                            |                | 3,831                         | 1,037             | 1,265               | 7                    | 1,351                |                       | 2,805                      |

# CURRENT UNRESTRICTED DESIGNATED FUNDS

Associated Students of the University of Montana

Combined Statement of Revenue, Expenditures and Changes in Fund Balance

For Fiscal Year Ended June 30, 2000

ASUM (334000)

| Index # | Account Name                     | Fund<br>Balance<br>7/1/99 | Prior<br>Period<br>Adjust. | Student<br>Fee | Activity<br>Fee<br>Allocation | Other<br>Receipts | Salaries<br>& Wages | Employee<br>Benefits | Operating<br>Expend. | Non-Mand<br>Transfers | Fund<br>Balance<br>6/30/00 |
|---------|----------------------------------|---------------------------|----------------------------|----------------|-------------------------------|-------------------|---------------------|----------------------|----------------------|-----------------------|----------------------------|
| MST527  | Women's Lacrosse Team            | 64                        |                            |                |                               |                   |                     |                      |                      |                       | 64                         |
| MST528  | Ski Team                         | 113                       |                            |                |                               | 175               |                     |                      | 178                  |                       | 110                        |
| MST530  | Amnesty International            | 162                       |                            |                | 1,020                         |                   |                     |                      | 296                  |                       | 886                        |
| MST533  | Native American Graduate Student | (16)                      |                            |                | 511                           | 150               |                     |                      | 567                  |                       | 78                         |
| MST542  | Biological Sciences Org          |                           |                            |                | 140                           |                   |                     |                      | 1                    |                       | 139                        |
| MST545  | Lambda Alliance                  | (38)                      |                            |                | 5,272                         | 41                |                     |                      | 3,013                | 250                   | 2,012                      |
| MST550  | UM Baseball Club                 |                           |                            |                |                               | 246               |                     |                      | 246                  |                       | 0                          |
| MST553  | Finance Club                     | 325                       |                            |                | 190                           | 840               |                     |                      | 985                  |                       | 370                        |
| MST559  | Tutoring Program                 |                           |                            |                | 10,461                        | 8,269             | 16,463              | 43                   | 45                   |                       | 2,179                      |
| MST566  | Lacrosse                         | 1,037                     | (1,034)                    |                |                               | 857               |                     |                      | 635                  |                       | 225                        |
| MST568  | U of M Woodsmen Club             |                           |                            |                | 337                           | 500               |                     |                      | 98                   |                       | 739                        |
| MST572  | Tanan of Spurs                   | 11                        |                            |                | 200                           |                   |                     |                      | 112                  |                       | 99                         |
| MST573  | Presbyterian Campus Ministry     | 84                        |                            |                |                               | 3,785             |                     |                      | 1,398                |                       | 2,471                      |
| MST574  | Artists Collective               |                           |                            |                | 580                           |                   |                     |                      | 558                  |                       | 22                         |
| MST575  | Latin American Human Rights      | 174                       |                            |                | 200                           | 28                |                     |                      | 402                  |                       | 0                          |
| MST579  | Environmental Action Community   |                           |                            |                | 580                           |                   |                     |                      | 559                  |                       | 21                         |
| MST580  | Geology Club                     | 245                       | 40                         |                | 116                           | 873               |                     |                      | 335                  |                       | 939                        |
| MST582  | Corp of Cadets                   |                           |                            |                | 225                           |                   |                     |                      |                      |                       | 225                        |
| MST583  | Anthropology Club                | (4)                       |                            |                | 260                           |                   |                     |                      | 139                  |                       | 117                        |
| MST584  | UM Druids                        | 234                       |                            |                |                               | 195               |                     |                      | 326                  |                       | 103                        |
| MST587  | Golden Key Honor Society         | (8)                       |                            |                | 375                           | 560               |                     |                      | 898                  |                       | 29                         |
| MST590  | Conservation Biology             |                           |                            |                | 460                           |                   |                     |                      |                      |                       | 460                        |
| MST591  | Mortar Board                     | 2,663                     | 96                         |                | 655                           | 1,596             |                     |                      | 2,928                |                       | 2,082                      |
| MST592  | Criminology Club of UM           |                           |                            |                |                               |                   |                     |                      | 27                   |                       | (27)                       |
| MST594  | Chemistry Club                   |                           |                            |                | 245                           |                   |                     |                      |                      |                       | 245                        |
| MST595  | Lutheran Student Movement        |                           |                            |                | 285                           |                   |                     |                      | 121                  |                       | 164                        |
| MST596  | Circle "K"                       | 156                       |                            |                | 253                           |                   |                     |                      | 53                   |                       | 356                        |
| MST597  | Physics Club                     |                           |                            |                |                               |                   |                     |                      | 113                  |                       | (113)                      |
| MST598  | Health & Human Performance       | 113                       |                            |                |                               |                   |                     |                      | 1                    |                       | 112                        |

# CURRENT UNRESTRICTED DESIGNATED FUNDS

Associated Students of the University of Montana

Combined Statement of Revenue, Expenditures and Changes in Fund Balance

For Fiscal Year Ended June 30, 2000

## ASUM (334000)

| Index # | Account Name                        | Fund<br>Balance<br>7/1/99 | Prior<br>Period<br>Adjust. | Student<br>Fee | Activity<br>Fee<br>Allocation | Other<br>Receipts | Salaries<br>& Wages | Employee<br>Benefits | Operating<br>Expend. | Non-Mand<br>Transfers | Fund<br>Balance<br>6/30/00 |
|---------|-------------------------------------|---------------------------|----------------------------|----------------|-------------------------------|-------------------|---------------------|----------------------|----------------------|-----------------------|----------------------------|
| MST600  | Spanish Club                        | 274                       |                            |                |                               |                   |                     |                      |                      |                       | 274                        |
| MST602  | U of M Hockey Club                  | 109                       |                            |                |                               |                   |                     |                      |                      |                       | 109                        |
| MST604  | Buttered Toast Society              | 17                        |                            |                | 85                            |                   |                     |                      | 76                   |                       | 26                         |
| MST606  | U of M Student Recreation Assn      | 995                       |                            |                | 328                           | 1,087             |                     |                      | 775                  |                       | 1,635                      |
| MST607  | S & SE Asian Cultural Organization  | 1                         |                            |                | 1,000                         | 524               |                     |                      | 357                  |                       | 1,168                      |
| MST608  | Wesley Foundation                   |                           |                            |                |                               |                   |                     |                      | 1                    |                       | (1)                        |
| MST611  | University Women of America         | 25                        |                            |                |                               |                   |                     |                      |                      |                       | 25                         |
| MST616  | Psychology Club                     | 890                       | (6)                        |                | 118                           | 630               |                     |                      | 883                  |                       | 749                        |
| MST617  | Society of American Foresters       |                           |                            |                | 263                           |                   |                     |                      | 65                   |                       | 198                        |
| MST618  | Computing Machinery Assn            | 1,155                     |                            |                | 210                           |                   | 450                 | 1                    | 119                  |                       | 795                        |
| MST619  | Native American Law Students        |                           |                            |                | 1,813                         | 30                |                     |                      | 1,562                |                       | 281                        |
| MST620  | College Bowl                        |                           |                            |                |                               | 2,200             |                     |                      | 1,593                |                       | 607                        |
| MST621  | La Raza Unida                       |                           |                            |                |                               | 1,138             |                     |                      | 1,056                |                       | 82                         |
| MST800  | KBGA Radio                          | 80,337                    | (4,200)                    | 106,354        |                               | 8,989             | 62,196              | 2,033                | 81,466               |                       | 45,785                     |
| MST802  | KBGA Radio Reserve                  | 30,000                    |                            |                |                               | 10,000            |                     |                      |                      |                       | 40,000                     |
| MST900  | ASUM Department of Transportation   |                           |                            | 85,276         |                               |                   | 17,883              | 4,286                | 29,150               |                       | 33,957                     |
| MST905  | World Bikes                         |                           |                            |                |                               | 4                 |                     |                      |                      |                       | 4                          |
| MSTCCS  | CACFP                               | 34,928                    |                            |                |                               | 25,857            | 6,585               | 2,047                | 43,067               |                       | 9,086                      |
| MSTHOM  | ASUM Child Care Home Program        |                           |                            |                |                               | 87,577            |                     |                      | 72,240               |                       | 15,337                     |
|         | <b>Total ASUM and Organizations</b> | <b>671,110</b>            | <b>(15,582)</b>            | <b>807,730</b> | <b>(85,866)</b>               | <b>716,040</b>    | <b>555,393</b>      | <b>110,198</b>       | <b>662,491</b>       | <b>3,150</b>          | <b>762,200</b>             |

## ASUM PRODUCTIONS

|        |                             |        |         |  |          |           |          |       |          |  |         |
|--------|-----------------------------|--------|---------|--|----------|-----------|----------|-------|----------|--|---------|
| MSTADM | Programming Administration  |        | (\$146) |  | \$50,866 | (\$4,430) | \$34,736 | \$706 | \$15,456 |  | (4,608) |
| MSTANI | Ani DiFranco                |        |         |  |          | 52,566    | 3,300    | 138   | 43,772   |  | 5,356   |
| MSTBFL | Bela Fleck and The Fletones |        |         |  |          |           |          |       | 1,105    |  | (1,105) |
| MSTBIK | Get Cranked World Tour Film |        |         |  |          | 33        |          |       | 662      |  | (629)   |
| MSTBSW | Bryan White                 |        |         |  |          | 273       |          |       | 689      |  | (416)   |
| MSTCOA | Current Year Carryover      | 37,468 | (398)   |  |          | 925       |          |       | 8,577    |  | 29,418  |
| MSTCON | Contra Dance                |        |         |  |          |           | 39       | 2     | 1,166    |  | (1,207) |



# CURRENT UNRESTRICTED DESIGNATED FUNDS

Associated Students of the University of Montana

Combined Statement of Revenue, Expenditures and Changes in Fund Balance

For Fiscal Year Ended June 30, 2000

ASUM (334000)

232

| Index # | Account Name              | Fund<br>Balance<br>7/1/99 | Prior<br>Period<br>Adjust. | Student<br>Fee | Activity<br>Fee<br>Allocation | Other<br>Receipts | Salaries<br>& Wages | Employee<br>Benefits | Operating<br>Expend. | Non-Mand<br>Transfers | Fund<br>Balance<br>6/30/00 |
|---------|---------------------------|---------------------------|----------------------------|----------------|-------------------------------|-------------------|---------------------|----------------------|----------------------|-----------------------|----------------------------|
| MSTDYL  | Bob Dylan                 |                           |                            |                |                               | 174,834           | 3,593               | 155                  | 166,548              |                       | 4,538                      |
| MSTICP  | Insane Clown Posse        |                           |                            |                |                               | 831               | 191                 | 8                    | 4,981                |                       | (4,349)                    |
| MSTJCS  | Jim Carroll Spoken Word   |                           |                            |                |                               | 1,503             | 34                  | 2                    | 2,537                |                       | (1,070)                    |
| MSTKEB  | Keb Mo                    |                           |                            |                |                               | 21,752            | 418                 | 17                   | 19,095               |                       | 2,222                      |
| MSTLBD  | Long Beach Dove All-Stars |                           |                            |                |                               | 13,136            | 741                 | 30                   | 13,826               |                       | (1,461)                    |
| MSTMBG  | They Might be Giants      |                           |                            |                |                               | 8,912             | 830                 | 34                   | 12,068               |                       | (4,020)                    |
| MSTMKY  | Mickey Rooney             |                           |                            |                |                               | 1,000             |                     |                      | 573                  |                       | 427                        |
| MSTOTI  | Otis Taylor               |                           |                            |                |                               | 24                |                     |                      | 3,502                |                       | (3,478)                    |
| MSTPAH  | Performing Arts Holding   |                           |                            |                | 25,000                        |                   |                     |                      | 13,430               |                       | 11,570                     |
| MSTPBB  | Billy Bragg               |                           |                            |                |                               | 7,907             | 724                 | 30                   | 15,624               |                       | (8,471)                    |
| MSTPBT  | Billy Taylor Trio         |                           |                            |                |                               | 10,154            | 545                 | 22                   | 11,021               |                       | (1,434)                    |
| MSTPCU  | Cubanismo                 |                           |                            |                |                               | 10,935            | 277                 | 13                   | 11,719               |                       | (1,074)                    |
| MSTPJC  | Jane Comfort Dance        |                           |                            |                |                               | 10,645            | 1,281               | 58                   | 25,506               |                       | (16,200)                   |
| MSTPKZ  | Klezmatiks                |                           |                            |                |                               | 5,493             | 209                 | 8                    | 9,817                |                       | (4,541)                    |
| MSTPOP  | Pop Concerts Holding      |                           |                            |                |                               | 148               |                     |                      | 1,268                |                       | (1,120)                    |
| MSTPYQ  | Ying Quartet              |                           |                            |                |                               | 4,787             | 71                  | 3                    | 5,237                |                       | (524)                      |
| MSTSES  | Kartick Seshadri          |                           |                            |                |                               | 1,346             | 148                 | 6                    | 3,284                |                       | (2,092)                    |
| MSTSOD  | Spirit of the Dance       |                           |                            |                |                               | 118,838           | 2,072               | 93                   | 110,661              |                       | 6,012                      |
| MSTSPC  | Special Events Holding    |                           |                            |                | 10,000                        | 15                | 27                  | 1                    | 63                   |                       | 9,924                      |
| MSTTGR  | Teton Gravity Research    |                           |                            |                |                               | 501               | 30                  | 1                    | 61                   |                       | 409                        |
| MSTWLF  | Wolfson Richards          |                           |                            |                |                               |                   | 35                  | 1                    | 1,336                |                       | (1,372)                    |
| MSTZZT  | ZZ top/Lynyrd Skynyrd     |                           |                            |                |                               | 139,022           | 6,068               | 256                  | 126,330              |                       | 6,368                      |
|         | Total UM Productions      | 37,468                    | (544)                      |                | 85,866                        | 581,150           | 55,369              | 1,584                | 629,914              |                       | 17,073                     |
|         | TOTAL ASUM                | \$708,578                 | (\$16,126)                 | \$807,730      | \$0                           | \$1,297,190       | \$610,762           | \$111,782            | \$1,292,405          | \$3,150               | \$779,273                  |

|                           |                  |
|---------------------------|------------------|
| Reserve for Compensated   |                  |
| Annual & Sick Leave Liabi | (35,856)         |
| Payroll Accrual           | (3,153)          |
|                           | <u>\$740,264</u> |

## CURRENT UNRESTRICTED DESIGNATED FUNDS

Combined Statement of Revenue, Expenditures and Changes in Fund Balance  
For Fiscal Year Ended June 30, 2000

### GRANT & CONTRACT LEAVE POOL (338100) MAF002

|  |                                |
|--|--------------------------------|
| <b>REVENUE</b>                                 |                                |
| Leave Accruals                                 | <u>\$1,085,272</u>             |
| <b>TOTAL REVENUE</b>                           | <b>\$1,085,272</b>             |
| <b>EXPENDITURES</b>                            |                                |
| Personnel Services:                            |                                |
| Salaries                                       | 658,285                        |
| Employee Benefits                              | 142,397                        |
| <b>TOTAL EXPENDITURES</b>                      | <u><b>\$800,682</b></u>        |
| <b>Net Increase (Decrease) to Fund Balance</b> | <b>\$284,590</b>               |
| Fund Balance at Beginning of Year              | 597,571                        |
| Prior Year Adjustments:                        |                                |
| Expenditures                                   | <u>(730)</u>                   |
| Fund Balance at Beginning of Year              |                                |
| As Adjusted                                    | <u>596,841</u>                 |
| <b>Fund Balance from Operations</b>            | <u><b>\$881,431</b></u>        |
| Reserve for Compensated Annual                 |                                |
| & Sick Leave Liability                         | <u>(172,646)</u>               |
| <b>Fund Balance at End of Year</b>             | <u><u><b>\$708,785</b></u></u> |

## CURRENT UNRESTRICTED DESIGNATED FUNDS

Combined Statement of Revenue, Expenditures and Changes in Fund Balance  
For Fiscal Year Ended June 30, 2000

### DESIGNATED SCHOLARSHIPS (338300)

| Index # | Account Name                          | Fund<br>Balance<br>7/1/99 | Revenue          | Prior<br>Year | Transfers<br>In(Out) | Salaries<br>& Wages | Employee<br>Benefits | Operating<br>Expenditures | Fund<br>Balance<br>6/30/00 |
|---------|---------------------------------------|---------------------------|------------------|---------------|----------------------|---------------------|----------------------|---------------------------|----------------------------|
| MCE001  | Off-Campus MBA Program Scholarships   | \$                        | \$47             | \$            | \$                   | \$                  |                      | \$121                     | (\$74)                     |
| MF1002  | Montana Tuition Assistance Program    | 86,434                    | 493,409          |               | (2,000)              |                     |                      | 575,287                   | 2,556                      |
| MF1005  | Cal Murphy Scholarship                |                           | 201,000          |               |                      |                     |                      | 69,500                    | 131,500                    |
| MGS002  | Graduate Scholarship                  | 37                        | 10,000           | (50)          |                      |                     |                      | 7,737                     | 2,250                      |
| MIA023  | Athletic Scholarships-General         |                           | 19,149           |               |                      |                     |                      | 165,556                   | (146,407)                  |
| MIA024  | Women's Tennis                        |                           |                  |               |                      |                     |                      | 8,207                     | (8,207)                    |
| MIA026  | Women's Basketball                    |                           |                  |               |                      |                     |                      | 13,034                    | (13,034)                   |
| MIA027  | Women's Track                         |                           |                  |               |                      |                     |                      | 16,333                    | (16,333)                   |
| MIA028  | Men's Basketball                      |                           |                  |               |                      |                     |                      | 33,240                    | (33,240)                   |
| MIA029  | Football                              |                           |                  |               |                      |                     |                      | 32,147                    | (32,147)                   |
| MIA030  | Men's Track                           |                           |                  |               |                      |                     |                      | 12,247                    | (12,247)                   |
| MIA031  | Women's Volleyball                    |                           |                  |               |                      |                     |                      | 31,530                    | (31,530)                   |
| MIA032  | Men's Tennis                          |                           |                  |               |                      |                     |                      | 9,975                     | (9,975)                    |
| MIA033  | Golf                                  |                           |                  |               |                      |                     |                      | 9,320                     | (9,320)                    |
| MRA013  | International University Scholarships | 16,542                    | 5,200            |               |                      | 5,492               | 1,815                | 4,095                     | 10,340                     |
|         | <b>TOTAL DESIGNATED SCHOLARSHIPS</b>  | <b>\$103,013</b>          | <b>\$728,805</b> | <b>(\$50)</b> | <b>(\$2,000)</b>     | <b>\$5,492</b>      | <b>\$1,815</b>       | <b>\$988,329</b>          | <b>(\$165,868)</b>         |

Note: Athletic Scholarship's negative fund balance from FY 99 operational was closed to General Athletic Scholarships.

# CURRENT UNRESTRICTED DESIGNATED FUNDS

Combined Statement of Revenue, Expenditures and Changes in Fund Balance  
For Fiscal Year Ended June 30, 2000

## CONTINUING EDUCATION (333000)

| Index # | Account Name                | Fund<br>Balance<br>7/1/99 | Prior<br>Year<br>Adjust. | Course<br>Revenue | Other<br>Revenue | Allocations | Salaries<br>& Wages | Employee<br>Benefits | Operating<br>Expend. | Admin.<br>Services | Transfers<br>In (Out) | Fund<br>Balance<br>6/30/00 |
|---------|-----------------------------|---------------------------|--------------------------|-------------------|------------------|-------------|---------------------|----------------------|----------------------|--------------------|-----------------------|----------------------------|
| MCE003  | Genl Admin/Cont. Ed.        | \$ (406,872)              | \$ 12,636                | \$ 5,935          | \$ 172,646       | \$ 149,343  | \$ 57,911           | \$ 15,177            | \$ 63,818            | \$ 104,470         | \$ (249,070)          | (556,758)                  |
| MCE004  | Summer Ext-Sponsored        | (22,033)                  | (3,519)                  | 16,610            | 58,730           | (1,235)     | 7,246               | 2,296                | 2,804                |                    |                       | 36,207                     |
| MCE005  | Summer Self Support         | (9,217)                   | (1,676)                  | 76,126            |                  | (4,773)     | 30,748              | 4,146                | 18,715               |                    |                       | 6,851                      |
| MCE006  | Fall Ext-Sponsored          |                           |                          | 32,700            |                  | (91)        |                     |                      | 898                  |                    |                       | 31,711                     |
| MCE007  | Fall Ext-Self Support       |                           |                          | 14,555            |                  | (691)       | 5,000               | 568                  | 1,340                |                    |                       | 6,956                      |
| MCE008  | University Transition       | (3,173)                   | (316)                    | 31,916            |                  | (1,414)     | 2,310               | 278                  | 11,549               |                    |                       | 12,876                     |
| MCE009  | Pharmacy-Other              |                           |                          | 3,733             | 100              | (31)        |                     |                      | 313                  |                    |                       | 3,489                      |
| MCE010  | Spring Ext-Sponsored        |                           |                          | 4,830             | 54,100           | (661)       | 1,762               | 107                  | 4,632                |                    |                       | 51,768                     |
| MCE011  | Spring Ext-Self Support     |                           |                          | 43,635            | (370)            | (2,979)     | 20,063              | 2,978                | 3,305                |                    |                       | 13,940                     |
| MCE012  | Extended Studies Admin      |                           |                          | 45,515            |                  | (2,153)     |                     |                      | 21,536               |                    |                       | 21,826                     |
| MCE013  | ESSP Summer-Sponsored       |                           | (4,316)                  | 1,530             |                  | (3,422)     | 23,576              | 5,272                | 1,054                |                    |                       | (36,110)                   |
| MCE014  | ESSP Summer-Self Support    |                           |                          | 7,200             |                  | (535)       | 1,650               | 273                  | 3,426                |                    |                       | 1,316                      |
| MCE015  | Healthy Communities         |                           |                          | 9,313             |                  | (556)       |                     |                      | 5,565                |                    |                       | 3,192                      |
| MCE016  | M S H P                     |                           |                          | 3,400             |                  | (153)       |                     |                      | 1,532                |                    |                       | 1,715                      |
| MCE017  | Cardio Nurse Course         |                           | 105                      | 3,391             |                  | (591)       |                     |                      | 6,027                |                    |                       | (3,122)                    |
| MCE018  | CEC Conference              |                           |                          | 49,243            |                  | (2,872)     |                     |                      | 28,716               |                    |                       | 17,655                     |
| MCE019  | Equine Education-Schneider  |                           |                          | 5,505             |                  | (365)       |                     |                      | 3,651                |                    |                       | 1,489                      |
| MCE020  | Equine Education Series     |                           |                          | 2,367             |                  | (206)       |                     |                      | 2,054                |                    |                       | 107                        |
| MCE021  | MBA 1 Credit/Fnd Courses    |                           |                          | 38,407            |                  | (13,992)    | 17,211              | 2,645                | 269                  |                    |                       | 4,290                      |
| MCE022  | Montana Diabetes Project    |                           |                          | 23,830            |                  | (2,123)     | 101                 | 4                    | 21,126               |                    |                       | 476                        |
| MCE023  | Work Force Development      |                           | (2,285)                  | 76,649            |                  | (2,781)     | 51,092              | 11,481               | 42,746               |                    |                       | (33,736)                   |
| MCE024  | Whitebark Pine              |                           |                          |                   |                  | 17,463      |                     |                      | 503                  |                    |                       | 16,960                     |
| MCE026  | Upward Bound Olympics       | 630                       | (78)                     |                   |                  | (23)        |                     |                      | 230                  |                    |                       | 299                        |
| MCE027  | Extended Studies-Admin      |                           |                          |                   |                  | (17,543)    | 56,492              | 16,110               | 1,022                |                    |                       | (91,167)                   |
| MCE028  | CE eCollege                 |                           |                          | 24,095            |                  | 2,913       | 14,691              | 1,626                | 11,007               |                    |                       | (316)                      |
| MCE030  | Lessons in Leadership       |                           |                          | 1,526             |                  | (23)        |                     |                      | 63                   |                    |                       | 1,440                      |
| MCE031  | CE Ecosystem Mgmt Module 2  |                           |                          | 2,555             |                  | (193)       |                     |                      | 1,932                |                    |                       | 430                        |
| MCE033  | NPS Annual NR Meeting       |                           |                          | 3,071             |                  | (72)        |                     |                      | 724                  |                    |                       | 2,275                      |
| MCE034  | American Fisheries Society  |                           |                          |                   |                  | (16)        |                     |                      | 163                  |                    |                       | (179)                      |
| MCE035  | EOS Pilot Training          |                           |                          | 6,017             |                  | (243)       |                     |                      | 2,433                |                    |                       | 3,341                      |
| MCE039  | Yellow Bay Writers Workshop | (269)                     | (406)                    | 15,782            |                  | (1,471)     |                     |                      | 14,705               |                    |                       | (1,069)                    |
| MCE042  | NRM Administration          |                           | 30                       | 1,050             |                  | (14,102)    | 30,092              | 8,713                | 2,247                |                    |                       | (54,074)                   |
| MCE043  | NRM Development             | (779)                     | 105                      |                   |                  | (2)         |                     |                      | 185                  |                    |                       | (861)                      |



# CURRENT UNRESTRICTED DESIGNATED FUNDS

Combined Statement of Revenue, Expenditures and Changes in Fund Balance  
For Fiscal Year Ended June 30, 2000

## CONTINUING EDUCATION (333000)

| Index #                    | Account Name                      | Fund<br>Balance<br>7/1/99 | Prior<br>Year<br>Adjust. | Course<br>Revenue | Other<br>Revenue | Allocations | Salaries<br>& Wages | Employee<br>Benefits | Operating<br>Expend. | Admin.<br>Services | Transfers<br>In (Out) | Fund<br>Balance<br>6/30/00 |
|----------------------------|-----------------------------------|---------------------------|--------------------------|-------------------|------------------|-------------|---------------------|----------------------|----------------------|--------------------|-----------------------|----------------------------|
| MCE044                     | Wilderness Mgmt Dist Ed Prog      | (16,614)                  | (1,214)                  | 75,483            |                  | (5,830)     | 37,498              | 10,620               | 10,211               |                    |                       | (6,504)                    |
| MCE045                     | USFS Regional Trng Acad           |                           |                          | 21,128            |                  | (1,191)     |                     |                      | 11,913               |                    |                       | 8,024                      |
| MCE046                     | Wildland Fire Training            | 18,095                    | (664)                    | 34,850            |                  | (19,796)    | (69)                | 146                  | 24,653               |                    |                       | 7,755                      |
| MCE049                     | Professional Assn Mtgs Admin      |                           | 3                        |                   |                  | (9,659)     | 33,793              | 6,859                | 2,532                |                    |                       | (52,840)                   |
| MCE050                     | PAM Development                   | 20                        | (4)                      |                   |                  | (1)         |                     |                      | 10                   |                    |                       | 5                          |
| MCE051                     | Tribal Fire: Oklahoma             |                           |                          | 5,234             |                  | (279)       | 1,952               | 305                  | 532                  |                    |                       | 2,166                      |
| MCE052                     | SCB 2000                          |                           |                          | 226,825           |                  | (12,704)    | 8,483               | 2,137                | 117,428              |                    |                       | 86,073                     |
| MCE054                     | MPHA Conference                   | (745)                     | (105)                    | 9,992             |                  | (320)       |                     |                      | 3,199                |                    |                       | 5,623                      |
| MCE055                     | Tribal Fire: Warm Springs         |                           |                          | 4,729             |                  | (172)       | 1,408               | 220                  | 91                   |                    |                       | 2,838                      |
| MCE056                     | CEC Conference                    | 50,000                    |                          | 223,310           | (551)            | (18,882)    | 13,643              | 3,195                | 171,983              |                    |                       | 65,056                     |
| MCE057                     | Tribal Fire: Aberdeen             |                           |                          | 2,035             |                  |             |                     |                      | 3                    |                    |                       | 2,032                      |
| MCE058                     | Global Firenet Program            |                           |                          | 7,820             |                  | (374)       |                     |                      | 3,745                |                    |                       | 3,701                      |
| MCE059                     | Tribal Fire Training              | (5,196)                   | (1,272)                  | 16,377            |                  | (575)       | 3,845               | 601                  | 501                  |                    |                       | 4,387                      |
| MCE060                     | Native Amer Proposal Workshop     |                           |                          | 30,170            |                  | (1,142)     |                     |                      | 11,416               |                    |                       | 17,612                     |
| MCE061                     | Native Amer Workshop-Tech Support |                           |                          |                   |                  | (5)         |                     |                      | 1,851                |                    |                       | (1,856)                    |
| MCE068                     | HHI Administration                |                           | 34                       |                   |                  | (10,140)    | 34,890              | 8,399                | 1,428                |                    |                       | (54,823)                   |
| MCE073                     | NxLevel                           |                           |                          | 100,000           |                  | (235)       | 1,717               | 341                  | 295                  |                    |                       | 97,412                     |
| MCE085                     | Masters In Ed Leadership Online   |                           |                          | 19,982            |                  | (2,128)     | 7,881               | 1,354                | 9,000                |                    |                       | (381)                      |
| MCE088                     | CNA Training                      | 2,391                     | (54)                     | 15,056            |                  | (917)       | 5,876               | 479                  | 2,814                |                    |                       | 7,307                      |
| MCE089                     | Making Ecosystem Mgmt Work        |                           | (143)                    | 9,031             |                  | (587)       | 2,495               | 392                  | 2,841                |                    |                       | 2,573                      |
| MCE093                     | MS Certified Systems Engineer     |                           |                          | 133,345           |                  | (50,082)    | 13,200              | 1,588                | 35,736               |                    |                       | 32,739                     |
| MCE095                     | Pharmacy Weekend Programs         |                           |                          | 33,028            |                  | (2,102)     | 5,168               | 829                  | 15,022               |                    |                       | 9,907                      |
| MCE096                     | DARE Meeting                      |                           |                          | 6,765             |                  | (286)       |                     |                      | 2,858                |                    |                       | 3,621                      |
| MCE097                     | Tribal Fire Training              |                           |                          | 7,588             |                  | (453)       | 2,640               | 412                  | 1,467                |                    |                       | 2,616                      |
| TOTAL CONTINUING EDUCATION |                                   | \$ (393,762)              | \$ (3,139)               | \$ 1,533,234      | \$ 284,655       | \$ (43,453) | \$ 494,365          | \$ 109,551           | \$ 711,819           | \$ 104,470         | \$ (249,070)          | (291,740)                  |

Reserve for Compensated Annual  
& Sick Leave Liability (61,821)  
Payroll Accrual (2,124)  
Fund Balance at End of Year \$ (355,685)

# CURRENT UNRESTRICTED DESIGNATED FUNDS

Combined Statement of Revenue, Expenditures and Changes in Fund Balance  
For Fiscal Year Ended June 30, 2000

## INDIRECT COST RECOVERY (336000)

| Index # | Account Name                   | Fund<br>Balance<br>7/1/99 | Prior<br>Year<br>Adjust. | Federal<br>Ind. Cost | Non-Federal<br>Ind. Cost | Other<br>Revenue | Transfers<br>In (Out) | Salaries<br>& Wages | Employee<br>Benefits | Operating<br>Expend. | Capital<br>Expend. | Fund<br>Balance<br>6/30/00 |
|---------|--------------------------------|---------------------------|--------------------------|----------------------|--------------------------|------------------|-----------------------|---------------------|----------------------|----------------------|--------------------|----------------------------|
| MAN001  | SPABA/Anthropology             | \$2,192                   | \$                       | \$                   | \$                       | \$1,200          | \$                    | \$383               | \$396                | \$1,295              | \$                 | <b>\$1,318</b>             |
| MAS001  | SPABA/CAS Dean's Office        | 24,562                    |                          |                      |                          | 65,911           | (7,971)               | 11,570              | 1,980                | 37,210               | 4,691              | 27,051                     |
| MBB001  | SPABA/Bureau of Bus & Econ Res | 13,715                    |                          |                      |                          | 11,449           |                       |                     |                      |                      |                    | 25,164                     |
| MBI001  | SPABA/Biological Sciences      | 210,176                   |                          |                      |                          | 131,141          | (1,534)               | 7,961               | 1,600                | 88,901               | 25,106             | 216,215                    |
| MBI002  | SPABA/Holben-DBS               | 13,188                    |                          |                      |                          | 13,129           |                       |                     |                      | 3,250                |                    | 23,067                     |
| MBU001  | SPABA/Business Administration  | 1,456                     |                          |                      |                          |                  |                       |                     |                      | 1,257                |                    | 199                        |
| MBU002  | SPABA/Mt Entrepreneurship Cntr | 170                       |                          |                      |                          | 97               |                       |                     |                      | 60                   |                    | 207                        |
| MCE070  | SPABA/Center For WBLearning    | 9                         |                          |                      |                          | 4,219            |                       |                     |                      | 1,781                |                    | 2,447                      |
| MCH001  | SPABA/Chemistry                | 29,646                    |                          |                      |                          | 20,400           | 2,000                 | 10,581              | 1,537                | 17,609               | 5,894              | 16,425                     |
| MCS001  | SPABA/Computer Science         | 14,596                    | 2,393                    |                      |                          | 4,704            |                       | 490                 | 70                   | 4,601                |                    | 16,532                     |
| MCT027  | SPABA/College of Technology    | 0                         |                          |                      |                          | 2,375            |                       |                     |                      |                      |                    | 2,375                      |
| MEC001  | SPABA/Economics                | 4,262                     |                          |                      |                          | 4,498            |                       |                     |                      |                      |                    | 8,760                      |
| MED001  | SPABA/Education                | 2,241                     |                          |                      |                          | 26,489           |                       |                     |                      | 15,140               |                    | 13,590                     |
| MED002  | SPABA/Co-Teach                 | 3,814                     |                          |                      |                          |                  |                       | 1,875               | 470                  | 1,641                |                    | (172)                      |
| MED013  | SPABA/EOS                      | 0                         |                          |                      |                          |                  |                       |                     |                      | 3,970                |                    | (3,970)                    |
| MET001  | SPABA/Practical Ethics Center  | 16                        |                          |                      |                          | 900              |                       |                     |                      | 154                  |                    | 762                        |
| MFH001  | SPABA/Biological Station       | 29,319                    | 144                      |                      |                          | 63,244           |                       | 30,758              | 5,967                | 11,807               |                    | 44,175                     |
| MFR001  | SPABA/Forestry                 | 25,750                    | 846                      |                      |                          | 165,933          | (7,180)               | 72,827              | 15,928               | 80,108               |                    | 16,486                     |
| MFR002  | SPABA/Running/Forestry         | 24,288                    |                          |                      |                          | 20,607           |                       |                     |                      | 7,368                |                    | 37,527                     |
| MFR003  | SPABA/Hansen/Forestry          | 6,640                     |                          |                      |                          | 20,733           |                       | 1,841               | 209                  | 17,287               |                    | 8,036                      |
| MGL001  | SPABA/Geology                  | 14,049                    |                          |                      |                          | 7,527            |                       | 192                 | 9                    | 802                  |                    | 20,573                     |
| MHH001  | SPABA/Health & Human Perf      | 5,704                     |                          |                      |                          | 5,463            |                       | 385                 | 1                    | 5,854                |                    | 4,927                      |
| MIT001  | SPABA/Information Technology   | 1,457                     | (553)                    |                      |                          |                  |                       |                     |                      | 2,571                |                    | (1,667)                    |
| MJN943  | SPABA/Journalism               | 926                       |                          |                      |                          |                  |                       |                     |                      |                      |                    | 926                        |
| MLA001  | SPABA/Law School               | 23,765                    |                          |                      |                          | 1,248            |                       |                     |                      | 1,007                |                    | 24,006                     |
| MLI001  | SPABA/Linguistics              | 9,787                     |                          |                      |                          | 8,799            |                       | 807                 | 2                    | 3,117                |                    | 14,660                     |
| MMA001  | SPABA/Mathematics              | 86,814                    |                          |                      |                          | 26,202           |                       | 1,000               | 573                  | 11,986               |                    | 99,457                     |
| MMC001  | SPABA/Mansfield Center         | 7                         |                          |                      |                          | 9,712            |                       | 734                 | 156                  |                      |                    | 8,829                      |
| MML001  | SPABA/Mansfield Library        | 460                       |                          |                      |                          |                  |                       |                     |                      | 254                  |                    | 206                        |
| MMU001  | SPABA/Rural Institute          | 97,900                    | (1,221)                  |                      |                          | 126,303          |                       | 36,536              | 9,358                | 64,129               |                    | 112,959                    |
| MPA002  | SPABA/Physics                  | 1,435                     |                          |                      |                          | 3,636            |                       |                     |                      | 2,074                |                    | 2,997                      |

# CURRENT UNRESTRICTED DESIGNATED FUNDS

Combined Statement of Revenue, Expenditures and Changes in Fund Balance

For Fiscal Year Ended June 30, 2000

## INDIRECT COST RECOVERY (336000)

2.38

| Index #                     | Account Name                          | Fund<br>Balance<br>7/1/99 | Prior<br>Year<br>Adjust. | Federal<br>Ind. Cost | Non-Federal<br>Ind. Cost | Other<br>Revenue | Transfers<br>In (Out) | Salaries<br>& Wages | Employee<br>Benefits | Operating<br>Expend. | Capital<br>Expend. | Fund<br>Balance<br>6/30/00 |
|-----------------------------|---------------------------------------|---------------------------|--------------------------|----------------------|--------------------------|------------------|-----------------------|---------------------|----------------------|----------------------|--------------------|----------------------------|
| MPH001                      | SPABA/Pharmacy & AHS                  | 42,976                    |                          |                      |                          | 60,255           |                       | 5,328               | 474                  | 33,976               | 119                | 63,334                     |
| MPR002                      | Sponsored Prog Audit Reserve          | 32,184                    | (1,600)                  | 15,000               |                          |                  |                       | 11,407              | 2,401                | 13,757               |                    | 18,019                     |
| MPS001                      | SPABA/Psychology                      | 3,805                     |                          |                      |                          | 11,139           |                       | 5,079               | 73                   | 4,790                |                    | 5,002                      |
| MRA001                      | SPABA/Biotechnology Center            | 12,383                    |                          |                      |                          | 48,944           |                       | 15,811              | 4,179                | 37,371               |                    | 3,966                      |
| MRA002                      | SPABA/Montana World Trade Center      | 0                         |                          |                      |                          | 30,916           |                       | 424                 | 35                   | (41)                 |                    | 30,498                     |
| MRA004                      | Technology Transfer Development       | 16,475                    |                          |                      |                          | 51,195           |                       | 11,644              | 1,083                | 11,392               |                    | 43,551                     |
| MRA005                      | Office of Research & Sponsored Prog   | 5,236                     |                          |                      |                          | 301,000          |                       | 159,987             | 28,687               | 214,728              | 4,227              | (101,393)                  |
| MRA006                      | Research - Special                    | 7,379                     |                          |                      |                          |                  |                       |                     |                      |                      |                    | 7,379                      |
| MRA007                      | Research Supplies & Equipment         | 47,012                    | (21,081)                 |                      |                          | 300,000          |                       | 65,645              | 11,006               | 314,968              |                    | (65,688)                   |
| MRA008                      | University Grants & Research Activity | 2,235                     |                          |                      |                          | 20,000           |                       | 6,764               | 345                  | 34,889               | 45                 | (19,808)                   |
| MRA009                      | Research Salaries                     | 3,847                     |                          |                      |                          | 15,000           |                       | 7,766               | 2,364                |                      |                    | 8,717                      |
| MRA012                      | MT World Trade Center                 | 23,724                    |                          |                      |                          | 24,335           |                       | 8,938               | 883                  | 16,682               |                    | 21,556                     |
| MRA015                      | Lobbying Activities                   | 10,516                    |                          |                      |                          | 70,000           |                       |                     |                      | 83,454               |                    | (2,938)                    |
| MRA016                      | EPSCOR Faculty Salaries               | 0                         |                          |                      |                          |                  |                       |                     | (928)                |                      |                    | 928                        |
| MRA017                      | Lewis & Clark Project                 | (32,619)                  |                          |                      |                          |                  |                       | 1,726               | 629                  |                      |                    | (34,974)                   |
| MRA018                      | Research Facilities-Op & Maint        | 0                         |                          |                      |                          |                  |                       |                     |                      | 31,012               |                    | (31,012)                   |
| MRA019                      | Enviro Health Radioactive/Haz Waste   | 5,000                     |                          |                      |                          | 13,800           |                       |                     |                      | 8,156                |                    | 10,644                     |
| MRM001                      | SPABA/Center for the Rocky Mtn W      | 2,127                     |                          |                      |                          | 7,299            |                       | 6,749               | 988                  | 1,275                |                    | 414                        |
| MSA001                      | SPABA/Dean of Students                | 78                        |                          |                      |                          |                  |                       | 53                  |                      | 99                   |                    | (74)                       |
| MSC001                      | SPABA/Sociology                       | 650                       |                          |                      |                          | 1,077            |                       |                     |                      | 624                  |                    | 1,103                      |
| MWL001                      | SPABA/ Coop Wildlife Unit             | 4,894                     |                          |                      |                          | 35,112           | 4,008                 | 544                 | (53)                 | 32,308               |                    | 11,215                     |
| VARIOUS                     | Indirect Cost Monies                  | 747,320                   | 37,595                   | 3,191,808            | 512,142                  | (1,679,714)      | (418,053)             | 82,418              | 13,142               | 620,204              | 64,205             | 1,611,129                  |
| TOTAL INDIRECT COST RECOVER |                                       | \$1,583,566               | \$16,523                 | \$3,206,808          | \$512,142                | \$56,277         | (\$428,730)           | \$568,223           | \$103,564            | \$1,844,877          | \$104,287          | \$2,325,635                |

|  |                    |
|--|--------------------|
| Reserve for Compensated<br>Annual & Sick Leave Liability | (60,123)           |
| Payroll Accrual  | (1,918)            |
| <b>Fund Balance at End of Year</b>                       | <b>\$2,263,594</b> |

## CURRENT UNRESTRICTED DESIGNATED FUNDS

Combined Statement of Revenue, Expenditures and Changes in Fund Balance  
For Fiscal Year Ended June 30, 2000

### STATE COLLEGE WORK STUDY

| Fund                           | Account Name                   | Fund<br>Balance<br>7/1/99 | State<br>Work Study<br>Allocations | Salaries<br>& Wages | Fund<br>Balance<br>6/30/00 |
|--------------------------------|--------------------------------|---------------------------|------------------------------------|---------------------|----------------------------|
| 338700                         | State MWS Program              | \$ 15,183                 | \$ 279,776                         | \$ 43,271           | \$ 251,688                 |
| 338700                         | MWS Auxiliaries                |                           |                                    | 35,735              | (35,735)                   |
| 338700                         | MWS Plant                      |                           |                                    | 2,842               | (2,842)                    |
| 338700                         | MWS Inst Support               |                           |                                    | 11,203              | (11,203)                   |
| 338700                         | MWS Academic Support           |                           |                                    | 24,245              | (24,245)                   |
| 338700                         | MWS Public Service             |                           |                                    | 6,312               | (6,312)                    |
| 338700                         | MWS Research                   |                           |                                    | 28,208              | (28,208)                   |
| 338700                         | MWS Instruction                |                           |                                    | 20,500              | (20,500)                   |
| 338700                         | MWS Scholarships & Fellowships |                           |                                    | 77,638              | (77,638)                   |
| TOTAL STATE COLLEGE WORK STUDY |                                | \$ 15,183                 | \$ 279,776                         | \$ 249,954          | \$ 45,005                  |



### Section III

## CURRENT UNRESTRICTED AUXILIARY ENTERPRISE FUNDS

|  | Page      |
|--|-----------|
| Balance Sheet  | 3.01-3.02 |
| Statement of Current Fund Revenue  | 3.03      |
| Statement of Current Fund Expenditures                                       | 3.04      |
| Combined Statement of Revenue, Expenditures and Changes In Fund Balance For: |           |
| Auxiliary Administration   | 3.05      |
| Griz Card  | 3.06      |
| COT Bookstore  | 3.07      |
| University Villages  | 3.08-3.09 |
| Residence Life   | 3.10-3.11 |
| Dining Services  | 3.12-3.15 |
| Health Services  | 3.16-3.17 |
| Prescription Pharmacy  | 3.18      |
| Printing Services  | 3.19-3.20 |
| Lubrecht   | 3.21-3.22 |
| Parking  | 3.23      |
| Golf Course  | 3.24-3.25 |
| University Theatre   | 3.26      |
| Rental Property  | 3.27      |
| University Center  | 3.28-3.31 |
| Campus Recreation  | 3.32-3.33 |
| Lease/Purchase Equipment Pool  | 3.34      |
| Yellow Bay Facilities  | 3.35      |

THIS PAGE  
INTENTIONALLY  
LEFT BLANK

# CURRENT UNRESTRICTED AUXILIARY ENTERPRISE FUNDS

Balance Sheet

June 30, 2000

|   | Auxiliary<br>Admin ** | Griz<br>Card    | COT<br>Bookstore | University<br>Villages | Residence<br>Life | Dining<br>Services | Health<br>Service | Prescrip<br>Pharmacy | Printing<br>Service |
|---|-----------------------|-----------------|------------------|------------------------|-------------------|--------------------|-------------------|----------------------|---------------------|
| <b>ASSETS:</b>                                |                       |                 |                  |                        |                   |                    |                   |                      |                     |
| Cash  | \$626,623             | (\$6,263)       | (\$34,300)       | \$29,096               | \$30,284          | \$153,278          | \$11,121          | (\$2,126)            | \$57,512            |
| Accounts Receivable                           |                       | 379             | 8,017            | 111,592                | 9,160             | 83,149             | 88,388            | 5,496                | 14,724              |
| Allow for Doubtful Accts                      |                       |                 | (432)            | (3,135)                | (753)             | (42)               |                   |                      | (2,143)             |
| Due From Other Entities                       | 277,638               |                 |                  |                        |                   | 314                |                   |                      |                     |
| Investments *                                 | 2,870                 | 46,280          | 74,100           | 175,000                | 400,000           | 229,500            | 250,000           | 42,000               | 245,000             |
| Inventories                                   | 1,058                 |                 | 117,822          | 48,726                 | 26,076            | 13,751             | 22,636            | 30,503               | 107,133             |
| Prepaid Expenditures                          |                       |                 |                  |                        | (342)             | 11,603             | 129               | 165                  |                     |
| <b>TOTAL ASSETS</b>                           | <b>\$908,189</b>      | <b>\$40,396</b> | <b>\$165,207</b> | <b>\$361,279</b>       | <b>\$464,425</b>  | <b>\$491,553</b>   | <b>\$372,274</b>  | <b>\$76,038</b>      | <b>\$422,226</b>    |
| <b>LIABILITIES AND<br/>FUND BALANCE:</b>      |                       |                 |                  |                        |                   |                    |                   |                      |                     |
| Accrued Expenditures                          | \$11,061              | \$1,283         | \$586            | \$12,121               | \$31,528          | \$16,223           | \$17,394          |                      | \$14,330            |
| Accounts Payable                              | 81,686                | 19              |                  | 2,997                  | 19,678            | 24,878             | 2,596             | 581                  | 28,294              |
| Due To Other Entities                         | 603,007               |                 | 15               |                        |                   | 380                |                   |                      |                     |
| Deferred Revenue                              |                       |                 |                  | 2,522                  | 3,390             |                    | 101,096           |                      |                     |
| Deposits Held in Trust                        | 747                   | 785             |                  | 116,891                | 214,896           |                    |                   |                      |                     |
| Compensated Absences                          | 63,844                | 4,795           | 2,479            | 85,446                 | 113,501           | 151,571            | 253,149           | 9,738                | 89,586              |
| Fund Balance                                  | 147,844               | 33,514          | 162,127          | 141,302                | 81,432            | 298,501            | (1,961)           | 65,719               | 290,016             |
| <b>TOTAL LIABILITIES<br/>AND FUND BALANCE</b> | <b>\$908,189</b>      | <b>\$40,396</b> | <b>\$165,207</b> | <b>\$361,279</b>       | <b>\$464,425</b>  | <b>\$491,553</b>   | <b>\$372,274</b>  | <b>\$76,038</b>      | <b>\$422,226</b>    |

\* It is the policy at The University of Montana that all earnings on Auxiliary STIP investments are pooled centrally in the STIP Earnings Account MSA806. The exceptions are Dining Services, All Campus Card, Lubrecht Camp, University Theatre and Prescription Pharmacy.

\*\* High level Auxiliary GAAP is included in Auxiliary Administration balance sheet

| Lubrecht<br>Camp | Vehicle<br>Fees & Fines | Golf<br>Course   | Univ.<br>Theatre  | Univ.<br>Center  | Rental<br>Property | Campus<br>Rec   | Lease/<br>Purchase<br>Pool | Yellow<br>Bay    | Total<br>Auxiliary<br>Funds |
|------------------|-------------------------|------------------|-------------------|------------------|--------------------|-----------------|----------------------------|------------------|-----------------------------|
| (\$59,845)       | \$26,989                | \$58,686         | (\$94,413)        | (\$184,100)      | (\$131,609)        | \$30,123        | \$7,107                    | \$30,685         | \$548,848                   |
|                  | 140                     |                  | 3,425             | 52,209           | 19,322             |                 |                            | 133              | 396,134                     |
|                  |                         |                  |                   |                  |                    |                 |                            | (6)              | (6,511)                     |
| 200              |                         |                  |                   |                  | 58                 |                 |                            |                  | 278,210                     |
| 65,000           | 172,000                 | 25,000           |                   | 475,000          |                    | 50,000          | 13,100                     | 125,000          | 2,389,850                   |
|                  |                         | 39,346           |                   |                  |                    | 4,952           |                            |                  | 412,003                     |
|                  |                         |                  |                   | (331)            | 795                | 4,095           | (1,015)                    |                  | 15,099                      |
| <b>\$5,355</b>   | <b>\$199,129</b>        | <b>\$123,032</b> | <b>(\$90,988)</b> | <b>\$342,778</b> | <b>(\$111,434)</b> | <b>\$89,170</b> | <b>\$19,192</b>            | <b>\$155,812</b> | <b>\$4,033,633</b>          |

|                |                  |                  |                   |                  |                    |                 |                 |                  |                    |
|----------------|------------------|------------------|-------------------|------------------|--------------------|-----------------|-----------------|------------------|--------------------|
| \$883          | \$6,255          | \$908            | \$1,137           | \$28,477         | \$3,267            | \$333           |                 | \$299            | \$146,085          |
| 7,737          |                  | 4,157            |                   | 2,791            | 6,309              | 150             |                 | 1,311            | 183,184            |
|                |                  |                  |                   | 89,364           |                    |                 |                 |                  | 692,766            |
|                | 6,948            | 34,216           | 5,727             | 113,271          |                    | 16,785          |                 | 55,072           | 339,027            |
|                | 2,700            |                  |                   | 3,189            | 54,160             |                 |                 | 7,400            | 400,768            |
| 5,582          | 53,620           | 33,020           | 9,532             | 89,398           | 14,555             | 47,769          |                 | 1,365            | 1,028,950          |
| (8,847)        | 129,606          | 50,731           | (107,384)         | 16,288           | (189,725)          | 24,133          | 19,192          | 90,365           | 1,242,853          |
| <b>\$5,355</b> | <b>\$199,129</b> | <b>\$123,032</b> | <b>(\$90,988)</b> | <b>\$342,778</b> | <b>(\$111,434)</b> | <b>\$89,170</b> | <b>\$19,192</b> | <b>\$155,812</b> | <b>\$4,033,633</b> |



# CURRENT UNRESTRICTED AUXILIARY ENTERPRISE FUNDS

## Statement of Current Fund Revenue

For Fiscal Year Ended June 30, 2000

| Entity Name                       | Tuition<br>& Fees  | Enterprise<br>Sales &<br>Service | Investment<br>Revenue | Other<br>Revenue | Total<br>Revenue    | Transfers<br>In | Net<br>Revenue      |
|-----------------------------------|--------------------|----------------------------------|-----------------------|------------------|---------------------|-----------------|---------------------|
| Auxiliary Administration          | \$                 | \$820,265                        | \$299,529             | \$33,864         | \$1,153,658         | \$              | \$1,153,658         |
| Griz Card                         |                    | 181,496                          | 115,655               |                  | \$297,151           | 7,304           | 304,455             |
| COT Bookstore                     |                    | 358,368                          | 3,783                 | 297              | \$362,448           |                 | 362,448             |
| University Villages               |                    | 2,599,813                        |                       | 1,200            | \$2,601,013         |                 | 2,601,013           |
| Residence Life                    | 40                 | 5,597,189                        |                       | 77,579           | \$5,674,808         |                 | 5,674,808           |
| Dining Services                   |                    | 6,272,567                        |                       | (1,802)          | \$6,270,765         |                 | 6,270,765           |
| Health Service                    | 2,686,385          | 560,460                          |                       | 2,116            | \$3,248,961         |                 | 3,248,961           |
| Prescription Pharmacy             |                    | 449,109                          | 2,193                 | (51)             | \$451,251           |                 | 451,251             |
| Printing Service                  |                    | 1,671,319                        |                       | 55,540           | \$1,726,859         |                 | 1,726,859           |
| Lubrecht Camp                     | 20,240             | 401,737                          | 2,436                 | 43,859           | \$468,272           |                 | 468,272             |
| Vehicle Fees & Fines              |                    | 966,011                          |                       | 10,921           | \$976,932           |                 | 976,932             |
| Golf Course                       |                    | 570,354                          |                       | 7,170            | \$577,524           |                 | 577,524             |
| University Theatre                |                    | 308,898                          | 120                   | 50,542           | \$359,560           | 10,000          | 369,560             |
| University Center                 | 1,436,785          | 618,628                          |                       | 31,283           | \$2,086,696         | 4,050           | 2,090,746           |
| Rental Property                   |                    | 521,404                          |                       | 12,893           | \$534,297           | 34,362          | 568,659             |
| Campus Recreation                 | 335,923            | 341,040                          |                       | 14,511           | \$691,474           |                 | 691,474             |
| Lease/Purchase Equipment          |                    | 4,638                            | 797                   |                  | \$5,435             |                 | 5,435               |
| Yellow Bay                        | 12,349             | 111,578                          |                       | 313              | \$124,240           |                 | 124,240             |
| <b>TOTAL CURRENT FUND REVENUE</b> | <b>\$4,491,722</b> | <b>\$22,354,874</b>              | <b>\$424,513</b>      | <b>\$340,235</b> | <b>\$27,611,344</b> | <b>\$55,716</b> | <b>\$27,667,060</b> |

# CURRENT UNRESTRICTED AUXILIARY ENTERPRISE FUNDS

## Statement of Current Fund Expenditures

For Fiscal Year Ended June 30, 2000

| Entity Name                            | Salaries<br>& Wages | Employee<br>Benefits | Operating<br>Expend. | Capital<br>Expend. | Total<br>Expend.    | Transfers<br>Out   | Sick/Annual<br>Leave | Net<br>Expend.      |
|--|---------------------|----------------------|----------------------|--------------------|---------------------|--------------------|----------------------|---------------------|
|  |                     |                      |                      |                    |                     |                    | Adjustment           |                     |
| Auxiliary Administration               | \$258,521           | \$76,709             | \$69,753             | \$1,284            | \$406,267           | \$639,782          | \$28,397             | \$1,074,446         |
| Griz Card                              | 103,032             | 23,087               | 98,271               |                    | 224,390             | 84,463             | (3,046)              | 305,807             |
| COT Bookstore                          | 34,650              | 8,615                | 322,553              | 57                 | 365,875             |                    | 1,090                | 366,965             |
| University Villages                    | 659,108             | 156,262              | 627,288              | 26,314             | 1,468,972           | 972,065            | 1,167                | 2,442,204           |
| Residence Life                         | 1,737,415           | 322,848              | 1,843,864            | 9,327              | 3,913,454           | 1,625,528          | 11,419               | 5,550,401           |
| Dining Services                        | 1,837,469           | 458,246              | 3,443,463            | (100)              | 5,739,078           | 440,250            | 6,914                | 6,186,242           |
| Health Service                         | 1,867,872           | 531,171              | 737,213              |                    | 3,136,256           | 86,349             | (26,727)             | 3,195,878           |
| Prescription Pharmacy                  | 120,220             | 26,185               | 312,621              |                    | 459,026             |                    | 2,199                | 461,225             |
| Printing Service                       | 618,284             | 158,714              | 695,302              | 72,076             | 1,544,376           | 150,343            | 2,502                | 1,697,221           |
| Lubrecht Camp                          | 164,981             | 36,690               | 137,434              | 33,542             | 372,647             | 114,471            | 1,512                | 488,630             |
| Vehicle Fees & Fines                   | 307,853             | 89,941               | 358,581              | 1,150              | 757,525             | 378,396            | 3,081                | 1,139,002           |
| Golf Course                            | 211,291             | 44,371               | 245,043              |                    | 500,705             | 95,820             | 5,394                | 601,919             |
| University Theatre                     | 79,185              | 19,900               | 172,991              |                    | 272,076             | 152,324            | 1,969                | 426,369             |
| University Center                      | 841,580             | 208,749              | 654,208              |                    | 1,704,537           | 371,818            | 452                  | 2,076,807           |
| Rental Property                        | 129,928             | 26,203               | 251,498              |                    | 407,629             | 119,104            | 5,341                | 532,074             |
| Campus Recreation                      | 365,908             | 57,478               | 183,095              |                    | 606,481             | 52,865             | 7,786                | 667,132             |
| Yellow Bay                             | 26,356              | 5,466                | 41,335               |                    | 73,157              | 52,895             | 1,221                | 127,273             |
| <b>TOTAL CURRENT FUND EXPENDITURES</b> | <b>\$9,363,653</b>  | <b>\$2,250,635</b>   | <b>\$10,194,513</b>  | <b>\$143,650</b>   | <b>\$21,952,451</b> | <b>\$5,336,473</b> | <b>\$50,671</b>      | <b>\$27,339,595</b> |

# CURRENT UNRESTRICTED AUXILIARY ENTERPRISE FUNDS

Combined Statement of Revenue, Expenditures and Changes in Fund Balance  
For Fiscal Year Ended June 30, 2000

|                                    | AUXILIARY ADMINISTRATION |                   |                  |                            |                  |
|------------------------------------|--------------------------|-------------------|------------------|----------------------------|------------------|
|                                    | Admin<br>MSA801          | Recruit<br>MSA802 | Rental<br>MSA804 | STIP<br>Earnings<br>MSA806 | Total            |
| <b>REVENUE</b>                     |                          |                   |                  |                            |                  |
| STIP Earnings                      | \$                       | \$                | \$               | \$299,529                  | \$299,529        |
| Other                              |                          |                   | 5,103            | 33,864                     | 38,967           |
| Allocations                        | (5,000)                  | 5,000             |                  |                            | 0                |
| Space Rental                       |                          |                   | 815,162          |                            | 815,162          |
| <b>TOTAL REVENUE</b>               | (5,000)                  | 5,000             | 820,265          | 333,393                    | 1,153,658        |
| <b>EXPENDITURES</b>                |                          |                   |                  |                            |                  |
| Personnel Services:                |                          |                   |                  |                            |                  |
| Salaries                           | 142,708                  |                   | 107,392          |                            | 250,100          |
| Hourly Wages                       | 972                      |                   | 4,406            |                            | 5,378            |
| Payroll Accrual                    | 3,590                    |                   |                  |                            | 3,590            |
| Employee Benefits                  | 32,014                   |                   | 44,148           |                            | 76,162           |
| Total Personnel Services           | 179,284                  |                   | 155,946          |                            | 335,230          |
| Operating Expenditures:            |                          |                   |                  |                            |                  |
| Other Services                     | 30                       |                   | 14,721           |                            | 14,751           |
| Supplies & Materials               | 2,763                    | 327               | 17,378           | 5                          | 20,473           |
| Communications                     | 1,670                    | 2                 | 769              |                            | 2,441            |
| Travel                             | 1,297                    |                   |                  |                            | 1,297            |
| Rent                               | 625                      |                   |                  |                            | 625              |
| Repair & Maintenance               | 3,873                    |                   | 37,456           |                            | 41,329           |
| Entertainment                      |                          | 3,605             |                  |                            | 3,605            |
| Construction Expenses              | 1,284                    |                   |                  |                            | 1,284            |
| Utilities                          |                          |                   | 174,702          |                            | 174,702          |
| Administrative Costs *             | (211,757)                |                   | 20,987           |                            | (190,770)        |
| Other                              |                          |                   | 306              |                            | 306              |
| Total Operating Expenditures       | (200,215)                | 3,934             | 266,319          | 5                          | 70,043           |
| <b>TOTAL EXPENDITURES</b>          | (20,931)                 | 3,934             | 422,265          | 5                          | 405,273          |
| <b>TRANSFERS IN (OUT)</b>          |                          |                   |                  |                            |                  |
| Bond Payment                       |                          |                   | (339,183)        | (238,552)                  | (577,735)        |
| Mandatory Other                    |                          |                   | (52,048)         |                            | (52,048)         |
| Non-Mandatory Other                | (10,000)                 |                   |                  |                            | (10,000)         |
| <b>TOTAL TRANSFERS</b>             | (10,000)                 |                   | (391,231)        | (238,552)                  | (639,783)        |
| Net Increase (Decrease) to         |                          |                   |                  |                            |                  |
| Fund Balance                       | 5,931                    | 1,066             | 6,769            | 94,836                     | 108,602          |
| Fund Balance at Beginning of Year  | 13,696                   | (151)             | 47,803           | 42,731                     | 104,079          |
| Prior Year Adjustments:            |                          |                   |                  |                            |                  |
| Expenditures                       |                          |                   |                  |                            |                  |
| Fund Balance at Beginning of Year  |                          |                   |                  |                            |                  |
| as Adjusted                        | 13,696                   | (151)             | 47,803           | 42,731                     | 104,079          |
| Fund Balance from Operations       | 19,627                   | 915               | 54,572           | 137,567                    | 212,681          |
| Reserve for Compensated Annual     |                          |                   |                  |                            |                  |
| & Sick Leave Liability             | (64,837)                 |                   |                  |                            | (64,837)         |
| <b>Fund Balance at End of Year</b> | <b>(\$45,210)</b>        | <b>\$915</b>      | <b>\$54,572</b>  | <b>\$137,567</b>           | <b>\$147,844</b> |

\* The Administrative costs charged by Auxiliary Administration to the other Auxiliary functions do not create true revenue and expense. It is, therefore, reported as an abatement of expense in this fund.

\* Previous fund balance was reclassified to Prop Held in Trust.

## CURRENT UNRESTRICTED AUXILIARY ENTERPRISE FUNDS

Combined Statement of Revenue, Expenditures and Changes in Fund Balance  
For Fiscal Year Ended June 30, 2000

### GRIZ CARD MIT801

#### REVENUE

|                      |                |
|----------------------|----------------|
| Sales                | \$89,606       |
| STIP Earnings        | 115,655        |
| Cash Over / Short    | 1              |
| Other Auxiliaries    | 91,889         |
| <b>TOTAL REVENUE</b> | <b>297,151</b> |

#### EXPENDITURES

|                              |                |
|------------------------------|----------------|
| Personnel Services:          |                |
| Salaries                     | 78,963         |
| Hourly                       | 22,952         |
| Payroll Accrual              | 1,284          |
| Employee Benefits            | 22,919         |
| Total Personnel Services     | 126,118        |
| Operating Expenditures:      |                |
| Other Services               | 469            |
| Supplies & Materials         | 28,148         |
| Communications               | 5,735          |
| Travel                       | 2,165          |
| Rent                         | 12,653         |
| Repairs                      | 39,030         |
| Other Expenses               | 10,072         |
| Total Operating Expenditures | 98,272         |
| <b>TOTAL EXPENDITURES</b>    | <b>224,390</b> |

#### TRANSFERS IN (OUT)

|                        |                 |
|------------------------|-----------------|
| Bond Payments          | (3,462)         |
| Other                  | (81,001)        |
| Non Mandatory Transfer | 7,304           |
| <b>TOTAL TRANSFERS</b> | <b>(77,159)</b> |

|                                    |                 |
|------------------------------------|-----------------|
| Net Increase (Decrease) to         |                 |
| Fund Balance                       | (4,398)         |
| Fund Balance at Beginning of Year  | 42,707          |
| Fund Balance at Beginning of Year  |                 |
| as Adjusted                        | 42,707          |
| Fund Balance from Operations       | 38,309          |
| Reserve for Compensated Annual     |                 |
| & Sick Leave Liability             | (4,795)         |
| <b>Fund Balance at End of Year</b> | <b>\$33,514</b> |



# CURRENT UNRESTRICTED AUXILIARY ENTERPRISE FUNDS

Combined Statement of Revenue, Expenditures and Changes in Fund Balance  
For Fiscal Year Ended June 30, 2000

## COT BOOKSTORE MCT801

### REVENUE

|                                  |                |
|----------------------------------|----------------|
| Sales:                           | \$357,677      |
| Cost of Goods Sold               |                |
| Beginning Inventory 7/1/99       | 106,521        |
| Add: Purchases                   | 310,589        |
| Cost of Goods Available          | <u>417,110</u> |
| Deduct: Ending Inventory 6/30/00 | 117,822        |
| Cost of Goods Sold               | <u>299,288</u> |
| Gross Profit on Sales            | 58,389         |
| Other Revenue:                   |                |
| STIP Earnings                    | 3,783          |
| Administrative Fee               | 297            |
| Vending Sale                     | 692            |
| Total Other Revenue              | <u>4,772</u>   |
| <b>TOTAL REVENUE</b>             | <u>63,161</u>  |

### EXPENDITURES

|                                    |               |
|------------------------------------|---------------|
| Personnel Services:                |               |
| Salaries                           | 25,078        |
| Hourly                             | 9,078         |
| Payroll Accrual                    | 587           |
| Employee Benefits                  | 8,522         |
| Total Personnel Services           | <u>43,265</u> |
| Operating Expenditures:            |               |
| Supplies & Materials               | 2,944         |
| Communications                     | 526           |
| Travel                             | 1,662         |
| Repairs                            | 191           |
| Administrative Costs               | 14,955        |
| Other Expenses                     | 2,987         |
| Total Operating Expenditures       | <u>23,265</u> |
| Capital Expenditures:              |               |
| Miscellaneous Capital Expenditures | 57            |
| Total Capital Expenditures         | <u>57</u>     |
| <b>TOTAL EXPENDITURES</b>          | <u>66,587</u> |

|                                    |                         |
|------------------------------------|-------------------------|
| Net Increase (Decrease) to         |                         |
| Fund Balance                       | (3,426)                 |
| Fund Balance at Beginning of Year  | 168,032                 |
| Fund Balance at Beginning of Year  |                         |
| as Adjusted                        | <u>168,032</u>          |
| Fund Balance from Operations       | 164,606                 |
| Reserve for Compensated Annual     |                         |
| & Sick Leave Liability             | (2,479)                 |
| <b>Fund Balance at End of Year</b> | <u><u>\$162,127</u></u> |

THIS PAGE  
INTENTIONALLY  
LEFT BLANK

# CURRENT UNRESTRICTED AUXILIARY ENTERPRISE FUNDS

Combined Statement of Revenue, Expenditures and Changes in Fund Balance  
For Fiscal Year Ended June 30, 2000

|                              | FACULTY HOUSING<br>MPR802 | UNIVERSITY VILLAGES<br>MSA808 | TOTAL            |
|------------------------------|---------------------------|-------------------------------|------------------|
| <b>REVENUE</b>               |                           |                               |                  |
| Housing Rental               | \$29,865                  | \$2,427,240                   | \$2,457,105      |
| Facility/Space Rent          |                           | 5,696                         | 5,696            |
| Laundry                      |                           | 27,621                        | 27,621           |
| Damages & Fines              |                           | 41,712                        | 41,712           |
| Late Fees                    |                           | 22,592                        | 22,592           |
| Sale of Fixes Assets         |                           | 1,460                         | 1,460            |
| Other                        | 1,600                     | (5,476)                       | (3,876)          |
| <b>TOTAL REVENUE</b>         | <b>31,465</b>             | <b>2,520,845</b>              | <b>2,552,310</b> |
| <b>EXPENDITURES</b>          |                           |                               |                  |
| Personnel Services:          |                           |                               |                  |
| Salaries                     |                           | 490,474                       | 490,474          |
| Hourly                       |                           | 127,835                       | 127,835          |
| Employee Benefits            |                           | 153,652                       | 153,652          |
| Payroll Accrual              |                           | 12,121                        | 12,121           |
| Other Compensation           |                           | 31,278                        | 31,278           |
| Total Personnel Services     |                           | 815,360                       | 815,360          |
| Operating Expenditures:      |                           |                               |                  |
| Other Services               |                           | 21,112                        | 21,112           |
| Supplies & Materials         | 18,030                    | 104,125                       | 122,155          |
| Communications               | 2,602                     | 7,389                         | 9,991            |
| Travel                       | 4,426                     | 190                           | 4,616            |
| Rent                         |                           | 243                           | 243              |
| Utilities                    | 3,691                     | 336,203                       | 339,894          |
| Repair & Maintenance         | 918                       | 55,195                        | 56,113           |
| Administrative Costs         |                           | 69,581                        | 69,581           |
| Inventory Adjustment         |                           | (18,610)                      | (18,610)         |
| Other                        | 5,005                     | 21,817                        | 26,822           |
| Total Operating Expenditures | 34,672                    | 597,245                       | 631,917          |
| Capital Expenditures         |                           |                               |                  |
| Capital Equipment            |                           | 33                            | 33               |
| Capital Land                 |                           | 21,081                        | 21,081           |
| Capital Building             |                           | 5,200                         | 5,200            |
| Total Capital Expenditures   |                           | 26,314                        | 26,314           |
| <b>TOTAL EXPENDITURES</b>    | <b>34,672</b>             | <b>1,438,919</b>              | <b>1,473,591</b> |
| <b>TRANSFERS IN (OUT)</b>    |                           |                               |                  |
| Bond Payments                |                           | (895,837)                     | (895,837)        |
| Mandatory Other              |                           | (72,828)                      | (72,828)         |
| Non-Mandatory Other          | (3,400)                   |                               | (3,400)          |
| <b>TOTAL TRANSFERS</b>       | <b>(3,400)</b>            | <b>(968,665)</b>              | <b>(972,065)</b> |

## CURRENT UNRESTRICTED AUXILIARY ENTERPRISE FUNDS

### Combined Statement of Revenue, Expenditures and Changes in Fund Balance

For Fiscal Year Ended June 30, 2000

|  | FACULTY HOUSING<br>MPR802 | UNIVERSITY VILLAGES<br>MSA808 | TOTAL            |
|--|---------------------------|-------------------------------|------------------|
| Net Increase (Decrease) to                               |                           |                               |                  |
| Fund Balance   | (6,607)                   | 113,261                       | 106,654          |
| Fund Balance at Beginning of Year                        | 7,008                     | 121,679                       | 128,687          |
| Prior Year Adjustments:                                  |                           |                               |                  |
| Revenues   | 1,200                     |                               | 1,200            |
| Expenditures   |                           | (9,793)                       | (9,793)          |
| Fund Balance at Beginning of Year<br>as Adjusted         | 8,208                     | 111,886                       | 120,094          |
| Fund Balance from Operations                             | 1,601                     | 225,147                       | 226,748          |
| Reserve for Compensated Annual<br>& Sick Leave Liability |                           | (85,446)                      | (85,446)         |
| <b>Fund Balance at End of Year</b>                       | <b>\$1,601</b>            | <b>\$139,701</b>              | <b>\$141,302</b> |



# CURRENT UNRESTRICTED AUXILIARY ENTERPRISE FUNDS

Combined Statement of Revenue, Expenditures and Changes in Fund Balance

For Fiscal Year Ended June 30, 2000

|                              | RESIDENCE LIFE              |                                    | Total            |
|------------------------------|-----------------------------|------------------------------------|------------------|
|                              | Residence<br>Life<br>MSA804 | Student<br>Long Distance<br>MSA805 |                  |
| <b>REVENUE</b>               |                             |                                    |                  |
| Single Room                  | \$929,403                   | \$                                 | \$929,403        |
| Double Room                  | 3,924,524                   |                                    | 3,924,524        |
| Summer Session Room          | 37,387                      |                                    | 37,387           |
| Short Term Rental            | 79,202                      |                                    | 79,202           |
| Social Funds                 | (31,049)                    |                                    | (31,049)         |
| Laundry                      | 45,455                      |                                    | 45,455           |
| Equipment Rental             | (396)                       |                                    | (396)            |
| Computer Direct Connect      | 102,934                     |                                    | 102,934          |
| Space/Facility Rent          | 289,580                     | 231                                | 289,811          |
| Cash Over/Short              | 104                         |                                    | 104              |
| Damages and Fines            | 5,831                       |                                    | 5,831            |
| Sales                        | 4,064                       |                                    | 4,064            |
| Vending Sales                | 14,555                      |                                    | 14,555           |
| Other Auxiliary Income       | 80,350                      | 179,442                            | 259,792          |
| Deposits                     | 20                          |                                    | 20               |
| Other                        | 39                          |                                    | 39               |
| <b>TOTAL REVENUE</b>         | <b>5,482,003</b>            | <b>179,673</b>                     | <b>5,661,676</b> |
| <b>EXPENDITURES</b>          |                             |                                    |                  |
| Personnel Services:          |                             |                                    |                  |
| Salaries                     | 757,413                     | 53,076                             | 810,489          |
| Hourly                       | 468,082                     | 6,582                              | 474,664          |
| Payroll Accrual              | 18,248                      |                                    | 18,248           |
| Employee Benefits            | 305,498                     | 15,294                             | 320,792          |
| Other Compensation           | 436,079                     |                                    | 436,079          |
| Total Personnel Services     | 1,985,320                   | 74,952                             | 2,060,272        |
| Operating Expenditures:      |                             |                                    |                  |
| Other Services               | 107,259                     |                                    | 107,259          |
| Supplies & Materials         | 224,109                     | 3,060                              | 227,169          |
| Communications               | 376,596                     | 60,454                             | 437,050          |
| Travel                       | 1,457                       | 68                                 | 1,525            |
| Utilities                    | 500,609                     |                                    | 500,609          |
| Repair & Maintenance         | 160,275                     |                                    | 160,275          |
| Educational Training         | 21,376                      |                                    | 21,376           |
| Bad Debt                     | 16,658                      |                                    | 16,658           |
| Administrative Costs         | 297,306                     |                                    | 297,306          |
| Bank Service Charge          | 24,655                      |                                    | 24,655           |
| Other                        | 41,330                      | 4,022                              | 45,352           |
| Total Operating Expenditures | 1,771,630                   | 67,604                             | 1,839,234        |
| Capital Expenditures         |                             |                                    |                  |
| Computer Hardware            | 9,327                       |                                    | 9,327            |
| Total Capital Expenditures   | 9,327                       |                                    | 9,327            |
| <b>TOTAL EXPENDITURES</b>    | <b>3,766,277</b>            | <b>142,556</b>                     | <b>3,908,833</b> |

# CURRENT UNRESTRICTED AUXILIARY ENTERPRISE FUNDS

Combined Statement of Revenue, Expenditures and Changes in Fund Balance

For Fiscal Year Ended June 30, 2000

|  | RESIDENCE LIFE                      |  | Total              |
|--|-------------------------------------|--|--------------------|
|  | Residence<br>Life<br>MSA804<br>1810 | Student<br>Long Distance<br>MSA805<br>1812 |                    |
| <b>TRANSFERS IN (OUT)</b>                                |                                     |  |                    |
| Bond Payments  | (1,276,411)                         |  | (1,276,411)        |
| Mandatory Other  | (337,117)                           | (12,000)                                   | (349,117)          |
| <b>TOTAL TRANSFERS</b>                                   | <b>(1,613,528)</b>                  | <b>(12,000)</b>                            | <b>(1,625,528)</b> |
| Net Increase (Decrease) to                               |                                     |  |                    |
| Fund Balance   | 102,198                             | 25,117                                     | 127,315            |
| Fund Balance at Beginning of Year                        | 73,308                              |  | 73,308             |
| Prior Year Adjustments:                                  |                                     |  |                    |
| Revenue  | (4,700)                             |  | (4,700)            |
| Expenditures   | (991)                               |  | (991)              |
| Fund Balance at Beginning of Year<br>as Adjusted         | 67,617                              |  | 67,617             |
| Fund Balance from Operations                             | 169,815                             | 25,117                                     | 194,932            |
| Reserve for Compensated Annual<br>& Sick Leave Liability | (113,500)                           |  | (113,500)          |
| <b>Fund Balance at End of Year</b>                       | <b>\$56,315</b>                     | <b>\$25,117</b>                            | <b>\$81,432</b>    |

# CURRENT UNRESTRICTED AUXILIARY ENTERPRISE FUNDS

Combined Statement of Revenue, Expenditures and Changes in Fund Balance

For Fiscal Year Ended June 30, 2000

## DINING SERVICES

|                           | Dining<br>Service<br>Admin<br>MDS803 | Lodge<br>MDS801  | Country<br>Store<br>MDS802 | Event<br>Funds<br>Dist<br>MDS804 | Library<br>Coffee<br>Cart<br>MDS813 | Gallagher<br>Coffee<br>Cart<br>MDS805 | Java<br>Bus<br>MDS812 |
|---------------------------|--------------------------------------|------------------|----------------------------|----------------------------------|-------------------------------------|---------------------------------------|-----------------------|
| <b>REVENUE</b>            |                                      |                  |                            |                                  |                                     |                                       |                       |
| Meal Passes               | \$2,021,334                          | \$807,238        | \$1,570,755                | \$                               | \$                                  | \$                                    | \$                    |
| Board Fee                 |                                      |                  |                            |                                  | 222                                 | 179                                   | 432                   |
| General Admissions        | 852                                  |                  |                            |                                  |                                     |                                       |                       |
| Sales                     |                                      |                  | 14,858                     |                                  | 28,438                              | 50,440                                | 36,811                |
| Catering                  |                                      |                  |                            |                                  |                                     |                                       |                       |
| Facility Rent             |                                      |                  | 300                        |                                  |                                     |                                       |                       |
| Food Court Lease          |                                      |                  |                            |                                  |                                     |                                       |                       |
| Interdepartmental Charges | 7,255                                |                  |                            |                                  |                                     |                                       |                       |
| Other Auxiliary Income    |                                      |                  |                            |                                  |                                     |                                       |                       |
| Other                     | (1,000)                              | 42               | (95)                       | 83,265                           | (28)                                | 32                                    | (63)                  |
| <b>TOTAL REVENUE</b>      | <b>2,028,441</b>                     | <b>807,280</b>   | <b>1,585,818</b>           | <b>83,265</b>                    | <b>28,632</b>                       | <b>50,651</b>                         | <b>37,180</b>         |
| <b>EXPENDITURES</b>       |                                      |                  |                            |                                  |                                     |                                       |                       |
| Personnel Services:       |                                      |                  |                            |                                  |                                     |                                       |                       |
| Salaries                  | 252,395                              | 284,126          | 78,178                     |                                  | 11,910                              | 10,734                                | 799                   |
| Hourly                    | 18,186                               | 199,208          | 99,596                     | 72,876                           | 5,578                               | 4,701                                 | 9,966                 |
| Payroll Accrual           | 15,445                               |                  |                            |                                  |                                     |                                       |                       |
| Employee Benefits         | 72,765                               | 121,932          | 38,441                     | 3,390                            | 5,376                               | 5,428                                 | 875                   |
| Total Personnel Serv      | 358,791                              | 605,266          | 216,215                    | 76,266                           | 22,864                              | 20,863                                | 11,640                |
| Operating Expenditures:   |                                      |                  |                            |                                  |                                     |                                       |                       |
| Other Services            | 16,596                               | 13,553           | 5,033                      |                                  |                                     |                                       |                       |
| Supplies & Materials      | 43,289                               | 558,019          | 55,528                     |                                  | 10,664                              | 22,991                                | 15,370                |
| Communications            | 8,630                                | 5,601            | 712                        |                                  | 272                                 | 209                                   | 168                   |
| Travel                    | 4,381                                | 2,512            |                            |                                  |                                     |                                       |                       |
| Rent                      | 19,515                               | 254,164          | 175,155                    |                                  |                                     |                                       |                       |
| Utilities                 |                                      |                  |                            |                                  |                                     |                                       |                       |
| Repair & Maintenance      | 2,625                                | 30,344           | 5,058                      |                                  | 1,407                               | 199                                   | 1,675                 |
| Goods - Resale            |                                      | 1,196            | 828,230                    |                                  |                                     |                                       |                       |
| Dues & Subscriptions      | 1,107                                | 667              | 945                        |                                  |                                     |                                       |                       |
| Education & Training      | 4,794                                | 2,225            | 193                        |                                  | 5                                   |                                       |                       |
| Bad Debt                  | 29                                   | 10,548           |                            |                                  |                                     |                                       |                       |
| Public Relations          | 957                                  | 72               | 15                         |                                  |                                     |                                       |                       |
| Administrative Costs      | 304,266                              |                  |                            |                                  |                                     |                                       |                       |
| Inventory Adjustment      | 11,082                               |                  |                            |                                  |                                     |                                       |                       |
| Freight and Express       | 157                                  | 42               | 32                         |                                  |                                     |                                       |                       |
| Entertainment             | 1,082                                | 47               |                            |                                  |                                     |                                       |                       |
| Personal Services         |                                      |                  |                            |                                  |                                     |                                       |                       |
| Bank Serv Chg             | 21,225                               |                  | 46                         |                                  |                                     |                                       |                       |
| Operating Expenditures    |                                      | 735              |                            |                                  | 20                                  |                                       | 60                    |
| Other                     |                                      | 35               | 15                         |                                  |                                     |                                       |                       |
| Total Operating Expend    | 439,735                              | 879,760          | 1,070,962                  |                                  | 12,368                              | 23,399                                | 17,273                |
| <b>TOTAL EXPENDITURES</b> | <b>798,526</b>                       | <b>1,485,026</b> | <b>1,287,177</b>           | <b>76,266</b>                    | <b>35,232</b>                       | <b>44,262</b>                         | <b>28,913</b>         |

| UC Food<br>Service<br>MDS806 | Commissary<br>MDS807 | Bakery<br>MDS808 | Catering<br>MDS809 | Black Soup<br>Bistro<br>MDS810 | Mama Zoola's<br>MDS811 | UC<br>Conessions<br>MDS814 | Total       |
|------------------------------|----------------------|------------------|--------------------|--------------------------------|------------------------|----------------------------|-------------|
| \$400,361                    | \$                   | \$               | \$                 | \$5,394                        | \$294,580              | \$                         | \$5,099,662 |
|                              |                      |                  |                    |                                |                        |                            | 833         |
|                              |                      |                  |                    |                                |                        |                            | 852         |
| 10,078                       |                      | 34,072           | 15,727             | 249,179                        |                        | 89                         | 439,692     |
|                              |                      |                  | 570,653            |                                |                        |                            | 570,653     |
| 531                          |                      |                  |                    |                                |                        |                            | 831         |
| \$46,403                     |                      |                  |                    |                                |                        |                            | 46,403      |
|                              |                      |                  |                    |                                |                        |                            | 7,255       |
|                              |                      |                  | 10,894             |                                |                        |                            | 10,894      |
| (274)                        |                      |                  | 12,101             | (390)                          | (29)                   |                            | 93,561      |
| 457,099                      |                      | 34,072           | 609,375            | 254,183                        | 294,551                | 89                         | 6,270,636   |
|                              |                      |                  |                    |                                |                        |                            |             |
| 140,534                      | 41,604               | 92,645           | 150,412            | 71,097                         | 19,878                 |                            | 1,154,312   |
| 88,479                       | 963                  | 9,110            | 78,850             | 41,661                         | 40,833                 |                            | 670,007     |
|                              |                      |                  |                    |                                |                        |                            | 15,445      |
| 60,035                       | 13,787               | 35,335           | 54,791             | 31,563                         | 12,233                 |                            | 455,951     |
| 289,048                      | 56,354               | 137,090          | 284,053            | 144,321                        | 72,944                 |                            | 2,295,715   |
|                              |                      |                  |                    |                                |                        |                            |             |
| 11,369                       | 456                  | 1,169            | 18,028             | 1,789                          | 2,050                  |                            | 70,043      |
| 231,943                      | 1,925                | 71,602           | 235,265            | 120,801                        | 125,719                |                            | 1,493,116   |
| 2,265                        | 1,268                | 404              | 3,862              | 568                            | 639                    |                            | 24,598      |
|                              | 237                  | 901              | 743                |                                |                        |                            | 8,774       |
| 11,068                       |                      | 681              | 11,161             | 2,966                          | 23,360                 |                            | 498,070     |
| 13,943                       |                      |                  | 5                  |                                |                        |                            | 13,948      |
| 11,162                       | 7,232                | 1,939            | 7,512              | 1,696                          | 90                     |                            | 70,939      |
| 1,787                        |                      |                  | 213                | 132                            |                        |                            | 831,558     |
| 290                          |                      | 100              | 584                |                                |                        |                            | 3,693       |
| 1,231                        | 5                    | 5                | 2,098              | 104                            | 24                     |                            | 10,684      |
| 42                           |                      |                  | 13,525             |                                |                        |                            | 24,144      |
| 70                           |                      | 10               | 202                |                                |                        |                            | 1,326       |
|                              |                      |                  |                    |                                |                        |                            | 304,266     |
|                              |                      |                  |                    |                                |                        |                            | 11,082      |
| 8                            |                      |                  | 63                 |                                |                        |                            | 302         |
|                              |                      |                  |                    |                                |                        |                            | 1,129       |
| 17,550                       |                      |                  |                    | 7,150                          |                        |                            | 24,700      |
|                              |                      |                  | 7,150              |                                |                        |                            | 28,421      |
|                              |                      |                  | 429                |                                |                        |                            | 1,244       |
|                              |                      | 7,050            | 4                  |                                |                        | 13,514                     | 7,104       |
| 302,728                      | 11,123               | 83,861           | 300,844            | 135,206                        | 151,882                | 13,514                     | 3,442,655   |
| 591,776                      | 67,477               | 220,951          | 584,897            | 279,527                        | 224,826                | 13,514                     | 5,738,370   |



# CURRENT UNRESTRICTED AUXILIARY ENTERPRISE FUNDS

Combined Statement of Revenue, Expenditures and Changes in Fund Balance

For Fiscal Year Ended June 30, 2000

## DINING SERVICES

|  | Dining<br>Service<br>Admin<br>MDS803 | Lodge<br>MDS801 | Country<br>Store<br>MDS802 | Event<br>Funds<br>Dist<br>MDS804 | Library<br>Coffee<br>Cart<br>MDS813 | Gallagher<br>Coffee<br>Cart<br>MDS805 | Java<br>Bus<br>MDS812 |
|--|--------------------------------------|-----------------|----------------------------|----------------------------------|-------------------------------------|---------------------------------------|-----------------------|
| TRANSFERS IN (OUT)                                       |                                      |                 |                            |                                  |                                     |                                       |                       |
| Mandatory Other  | (440,250)                            |                 |                            |                                  |                                     |                                       |                       |
| TOTAL TRANSFERS  | (440,250)                            |                 |                            |                                  |                                     |                                       |                       |
| Net Increase (Decrease) to                               |                                      |                 |                            |                                  |                                     |                                       |                       |
| Fund Balance   | 789,665                              | (677,746)       | 298,641                    | 6,999                            | (6,600)                             | 6,389                                 | 8,267                 |
| Fund Balance Beginning of Yr                             | 358,049                              |                 |                            |                                  |                                     |                                       |                       |
| Prior Year Adjustments:                                  |                                      |                 |                            |                                  |                                     |                                       |                       |
| Revenue  |                                      | 361             |                            |                                  |                                     |                                       |                       |
| Expenditures   |                                      | (354)           |                            |                                  |                                     |                                       |                       |
| Fund Balance Beginning of Yr<br>as Adjusted              | 358,049                              | 7               |                            |                                  |                                     |                                       |                       |
| Fund Balance from Operations                             | 1,147,714                            | (677,739)       | 298,641                    | 6,999                            | (6,600)                             | 6,389                                 | 8,267                 |
| Reserve for Compensated Annual<br>& Sick Leave Liability | (151,571)                            |                 |                            |                                  |                                     |                                       |                       |
| Fund Balance at End of Year                              | \$996,143                            | (\$677,739)     | \$298,641                  | \$6,999                          | (\$6,600)                           | \$6,389                               | \$8,267               |

Note: After the close of each fiscal year, the various Dining Service accounts are closed to the Dining Service Administration 1805. Therefore, the "Fund Balance Beg of Yr" is the same in total but different in categories as presented on previous financial reports.

| UC Food<br>Service<br>MDS806 | Commissary<br>MDS807 | Bakery<br>MDS808 | Catering<br>MDS809 | Black Soup<br>Bistro<br>MDS810 | Mama Zoola's<br>MDS811 | UC<br>Conessions<br>MDS814 | Total     |
|------------------------------|----------------------|------------------|--------------------|--------------------------------|------------------------|----------------------------|-----------|
|                              |                      |                  |                    |                                |                        |                            | (440,250) |
|                              |                      |                  |                    |                                |                        |                            | (440,250) |
| (134,677)-                   | (67,477)             | (186,879)        | 24,478             | (25,344)                       | 69,725                 | (13,425)                   | 92,016    |
|                              |                      |                  |                    |                                |                        |                            | 358,049   |
|                              |                      |                  |                    |                                |                        |                            | 361       |
|                              |                      |                  |                    |                                |                        |                            | (354)     |
|                              |                      |                  |                    |                                |                        |                            | 358,056   |
| (134,677)                    | (67,477)             | (186,879)        | 24,478             | (25,344)                       | 69,725                 | (13,425)                   | 463,497   |
|                              |                      |                  |                    |                                |                        |                            | (151,571) |
| (\$134,677)                  | (\$67,477)           | (\$186,879)      | \$24,478           | (\$25,344)                     | \$69,725               | (\$13,425)                 | \$298,501 |

# CURRENT UNRESTRICTED AUXILIARY ENTERPRISE FUNDS

Combined Statement of Revenue, Expenditures and Changes in Fund Balance  
For Fiscal Year Ended June 30, 2000

## HEALTH SERVICE

|  | Health<br>Service<br>MHS801 | Health<br>Service<br>Admin<br>MHS802 | Dental<br>Service<br>MHS803 | Health Ed/<br>Wellness<br>MHS805 | Student<br>Assault<br>Recovery<br>MHS806 | Blue<br>Cross<br>MHS807 |
|--|-----------------------------|--------------------------------------|-----------------------------|----------------------------------|--|-------------------------|
| <b>REVENUE</b>   |                             |                                      |                             |                                  |  |                         |
| Health Service Fee                                       | \$                          | \$ 2,658,328                         | \$                          | \$                               | \$                                       | \$                      |
| Blue Cross Fee   |                             | 27,952                               |                             |                                  |  | 2,584,359               |
| Sales  | 165,882                     |                                      | 220,435                     | 769                              | 120                                      |                         |
| Local G & C  |                             |                                      |                             | 4,100                            |  |                         |
| Other  | 145                         | 135                                  |                             |                                  | (2,000)                                  | (2,584,359)             |
| <b>TOTAL REVENUE</b>                                     | 166,027                     | 2,686,415                            | 220,435                     | 4,869                            | (1,880)                                  | 0                       |
| <b>EXPENDITURES</b>                                      |                             |                                      |                             |                                  |  |                         |
| Personnel Services:                                      |                             |                                      |                             |                                  |  |                         |
| Salaries   | 949,650                     | 134,109                              | 273,978                     | 46,947                           | 9,909                                    |                         |
| Hourly   | 13,539                      | 4,921                                | 264                         | 9,950                            | 5,069                                    |                         |
| Payroll Accrual  | 13,871                      |                                      |                             |                                  |  |                         |
| Employee Benefits  | 270,724                     | 32,747                               | 77,297                      | 14,189                           | 4,065                                    |                         |
| Total Personnel Services                                 | 1,247,784                   | 171,777                              | 351,539                     | 71,086                           | 19,043                                   |                         |
| Operating Expenditures:                                  |                             |                                      |                             |                                  |  |                         |
| Other Services   | 40,671                      | 10,691                               | 14,789                      |                                  |  |                         |
| Supplies & Materials                                     | 114,433                     | 14,397                               | 35,423                      | 11,381                           | 2,993                                    |                         |
| Communications   | 1,699                       | 36,635                               | 960                         | 2,088                            | 1,211                                    |                         |
| Travel   | 2,520                       | 1,988                                | 427                         | 1,295                            | 223                                      |                         |
| Rent   |                             |                                      |                             | 371                              |  |                         |
| Utilities  |                             |                                      |                             |                                  |  |                         |
| Repair & Maintenance                                     | 3,084                       | 3,486                                | 4,522                       | 77                               |  |                         |
| Dues and Subscriptions                                   |                             | 6,550                                |                             |                                  |  |                         |
| Bad Debt   | 23,600                      | 8,478                                |                             |                                  |  |                         |
| Administrative Costs                                     |                             | 168,614                              |                             |                                  |  |                         |
| Purchases  | 27                          |                                      |                             |                                  |  |                         |
| Bank Serv Chgs   |                             | 12,264                               |                             |                                  |  |                         |
| Other  | 3,861                       | 6,327                                | 1,587                       | 1,127                            | 117                                      |                         |
| Total Operating Expend.                                  | 189,895                     | 269,430                              | 57,708                      | 16,339                           | 4,544                                    |                         |
| <b>TOTAL EXPENDITURES</b>                                | 1,437,679                   | 441,207                              | 409,247                     | 87,425                           | 23,587                                   |                         |
| <b>TRANSFERS IN (OUT)</b>                                |                             |                                      |                             |                                  |  |                         |
| Bond Payments  |                             | (85,840)                             |                             |                                  |  |                         |
| Mandatory Other  |                             | (459)                                |                             | (50)                             |  |                         |
| <b>TOTAL TRANSFERS</b>                                   |                             | (86,299)                             |                             |                                  |  |                         |
| Net Increase (Decrease) to                               |                             |                                      |                             |                                  |  |                         |
| Fund Balance   | (1,271,652)                 | 2,158,909                            | (188,812)                   | (82,556)                         | (25,467)                                 |                         |
| Fund Balance at Beginning of Year                        |                             | 223,216                              |                             |                                  |  |                         |
| Prior Year Adjustments:                                  |                             |                                      |                             |                                  |  |                         |
| Expenditures   |                             |                                      |                             |                                  |  |                         |
| Fund Balance at Beginning of Year<br>as Adjusted         |                             | 223,216                              |                             |                                  |  |                         |
| Fund Balance from Operations                             | (1,271,652)                 | 2,382,125                            | (188,812)                   | (82,556)                         | (25,467)                                 |                         |
| Reserve for Compensated Annual<br>& Sick Leave Liability |                             | (253,149)                            |                             |                                  |  |                         |
| <b>Fund Balance at End of Year</b>                       | <b>(\$1,271,652)</b>        | <b>\$2,128,976</b>                   | <b>(\$188,812)</b>          | <b>(\$82,556)</b>                | <b>(\$25,467)</b>                        | <b>\$0</b>              |

Note: After the close of each fiscal year, the various Health Service accounts are closed to the Health Service account 1851. Therefore, the "Fund Balance Beg of Yr" is the same in total but different in categories as presented on previous financial reports. The exceptions are 1862 and 1857 which retain their own balances.

| Lab<br>MHS808 | Custodial<br>MHS809 | X-ray<br>MHS811 | Mental<br>Health<br>MHS812 | Inventory<br>MHS804 | Food<br>Service<br>MHS813 | Alcohol/Drug<br>Abuse<br>Prevention<br>MHS814 | Total       |
|---------------|---------------------|-----------------|----------------------------|---------------------|---------------------------|---|-------------|
| \$            | \$                  | \$              | \$                         | \$                  | \$                        | \$  | \$          |
|               |                     |                 |                            |                     |                           |   | 2,658,328   |
|               |                     |                 |                            |                     |                           |   | 2,612,311   |
| 111,483       |                     | 29,936          | 21,159                     |                     | 1,367                     | 9,150   | 560,301     |
|               |                     |                 |                            |                     |                           |   | 4,100       |
|               |                     |                 |                            |                     |                           |   | (2,586,079) |
| 111,483       |                     | 29,936          | 21,159                     |                     | 1,367                     | 9,150   | 3,248,961   |
| 52,610        | 57,321              | 36,069          | 222,188                    |                     | 4,884                     | 15,690  | 1,803,355   |
| 152           | 3,856               | 315             | 10,428                     |                     |                           | 4,139   | 52,633      |
|               |                     |                 |                            |                     |                           |   | 13,871      |
| 16,296        | 23,938              | 9,892           | 72,469                     |                     | 2,367                     | 5,102   | 529,086     |
| 69,058        | 85,115              | 46,276          | 305,085                    |                     | 7,251                     | 24,931  | 2,398,945   |
| 52,113        | 176                 | 7,213           | 5,378                      |                     |                           |   | 131,031     |
| 31,108        | 6,651               | 4,814           | 5,687                      | 3,653               | 1,775                     | 1,122   | 233,437     |
| 272           | 207                 | 320             | 1,918                      | 1                   |                           | 20  | 45,331      |
| 50            |                     |                 | 1,130                      |                     |                           | 598   | 8,231       |
|               |                     |                 | (250)                      |                     |                           |   | 121         |
|               | 47,751              |                 |                            |                     |                           |   | 47,751      |
| 9,504         | 19,464              | 1,193           | 112                        |                     |                           |   | 41,442      |
|               |                     |                 |                            |                     |                           |   | 6,550       |
|               |                     |                 |                            |                     |                           |   | 32,078      |
|               |                     |                 |                            |                     |                           |   | 168,614     |
|               |                     |                 |                            | 52,061              |                           |   | 52,088      |
|               |                     |                 |                            |                     |                           |   | 12,264      |
| 591           | 1                   | 84              | 903                        | (56,360)            | (181)                     | 334   | (41,609)    |
| 93,638        | 74,250              | 13,624          | 14,878                     | (645)               | 1,594                     | 2,074   | 737,329     |
| 162,696       | 159,365             | 59,900          | 319,963                    | (645)               | 8,845                     | 27,005  | 3,136,274   |
|               |                     |                 |                            |                     |                           |   | (85,840)    |
|               |                     |                 |                            |                     |                           |   | (509)       |
|               |                     |                 |                            |                     |                           |   | (86,349)    |
| (51,213)      | (159,365)           | (29,964)        | (298,804)                  | 645                 | (7,478)                   | (17,855)                                      | 26,388      |
|               |                     |                 |                            | 1,902               |                           |   | 225,118     |
| (318)         |                     |                 |                            |                     |                           |   | (318)       |
| (318)         |                     |                 |                            | 1,902               |                           |   | 224,800     |
| (51,531)      | (159,365)           | (29,964)        | (298,804)                  | 2,547               | (7,478)                   | (17,855)                                      | 251,188     |
|               |                     |                 |                            |                     |                           |   | (253,149)   |
| (\$51,531)    | (\$159,365)         | (\$29,964)      | (\$298,804)                | \$2,547             | (\$7,478)                 | (\$17,855)                                    | (\$1,961)   |

The disbursements sent to Blue Cross are reported here as an abatement of revenue.

The University of Montana is merely a collection point for premiums.

This activity is not true revenue and expense to the university.



## CURRENT UNRESTRICTED AUXILIARY ENTERPRISE FUNDS

Combined Statement of Revenue, Expenditures and Changes in Fund Balance  
For Fiscal Year Ended June 30, 2000

### PRESCRIPTION PHARMACY MPH801

#### REVENUE

|                                  |                |
|----------------------------------|----------------|
| Sales:                           | \$449,109      |
| Cost of Goods Sold               |                |
| Beginning Inventory 7/1/99       | 33,518         |
| Add: Purchases                   | 264,810        |
| Cost of Goods Available          | <u>298,328</u> |
| Deduct: Ending Inventory 6/30/00 | 30,503         |
| Cost of Goods Sold               | <u>267,825</u> |
| Gross Profit on Sales            | 181,284        |
| Other Revenue:                   |                |
| STIP Earnings                    | 2,193          |
| Cash Over/Short                  | (51)           |
| Total Other Revenue              | <u>2,142</u>   |
| <b>TOTAL REVENUE</b>             | <u>183,426</u> |

#### EXPENDITURES

|                              |                |
|------------------------------|----------------|
| Personnel Services:          |                |
| Salaries                     | 101,617        |
| Hourly                       | 18,603         |
| Employee Benefits            | 26,185         |
| Total Personnel Services     | <u>146,405</u> |
| Operating Expenditures:      |                |
| Supplies & Materials         | 14,078         |
| Communications               | 1,392          |
| Travel                       | 6,368          |
| Repair & Maintenance         | 2,900          |
| Administrative Costs         | 14,907         |
| Other Expenses               | 5,152          |
| Total Operating Expenditures | <u>44,797</u>  |
| <b>TOTAL EXPENDITURES</b>    | <u>191,202</u> |

|                                    |                        |
|------------------------------------|------------------------|
| Net Increase (Decrease) to         |                        |
| Fund Balance                       | (7,776)                |
| Fund Balance at Beginning of Year  | <u>83,233</u>          |
| Fund Balance at Beginning of Year  |                        |
| as Adjusted                        | <u>83,233</u>          |
| Fund Balance from Operations       | <u>75,457</u>          |
| Reserve for Compensated Annual     |                        |
| & Sick Leave Liability             | (9,738)                |
| <b>Fund Balance at End of Year</b> | <u><u>\$65,719</u></u> |

THIS PAGE  
INTENTIONALLY  
LEFT BLANK

**CURRENT UNRESTRICTED AUXILIARY ENTERPRISE FUNDS**  
**Combined Statement of Revenue, Expenditures and Changes in Fund Balance**  
**For Fiscal Year Ended June 30, 2000**

|                                  | PRINTING SERVICES    |                      |             |
|----------------------------------|----------------------|----------------------|-------------|
|                                  | Print Shop<br>MIT803 | Quick Copy<br>MIT802 | Total       |
| <b>REVENUE</b>                   |                      |                      |             |
| Sales:                           | \$1,133,315 *        | \$                   | \$1,133,315 |
| Cost of Goods Sold               |                      |                      |             |
| Beginning Inventory 7/1/99       | 54,144               |                      | 54,144      |
| Beg Work in Process 7/1/99       | 72,343               |                      | 72,343      |
| Add Purchases:                   | 330,024              |                      | 330,024     |
| Cost of Goods Available          | 456,511              |                      | 456,511     |
| Deduct: Ending Inventory 6/30/00 | 65,016               |                      | 65,016      |
| End Work in Process 6/30/00      | 42,117               |                      | 42,117      |
| Cost of Goods Sold               | 349,378              |                      | 349,378     |
| Gross Profit on Sales            | 783,937              |                      | 783,937     |
| Other Revenue:                   |                      |                      |             |
| Duplication                      |                      | 457,352              | 457,352     |
| Sales                            | 78,103               | 1,677                | 79,780      |
| Other                            | 55,565               | (33)                 | 55,532      |
| Total Other Revenue              | 133,668              | 458,996              | 592,664     |
| <b>TOTAL REVENUE</b>             | 917,605              | 458,996              | 1,376,601   |
| <b>EXPENDITURES</b>              |                      |                      |             |
| Personnel Services:              |                      |                      |             |
| Salaries                         | 456,617              | 60,609               | 517,226     |
| Hourly                           | 23,372               | 68,682               | 92,054      |
| Payroll Accrual                  | 10,617               |                      | 10,617      |
| Employee Benefits                | 131,589              | 25,512               | 157,101     |
| Total Personnel Services         | 622,195              | 154,803              | 776,998     |
| Operating Expenditures:          |                      |                      |             |
| Other Services                   | 6,136                | 1,396                | 7,532       |
| Supplies & Materials             | 35,901               | 27,835               | 63,736      |
| Communications                   | 7,495                | 3,131                | 10,626      |
| Travel                           | 710                  | 227                  | 937         |
| Rent                             |                      | 19,844               | 19,844      |
| Utilities                        | 9,156                | 1,547                | 10,703      |
| Repair & Maintenance             | 12,163               | 91,092               | 103,255     |
| Administrative Costs             | 52,262               | 14,564               | 66,826      |
| Merchandise for Resale           |                      | 57,132               | 57,132      |
| Other                            | 3,223                | 2,110                | 5,333       |
| Total Operating Expenditures     | 127,046              | 218,878              | 345,924     |
| Capital Expenditures:            |                      |                      |             |
| Prop/Plant/Equip                 | 55,565               | 16,510               | 72,075      |
| Total Capital Expenditures       | 55,565               | 16,510               | 72,075      |
| <b>TOTAL EXPENDITURES</b>        | 804,806              | 390,191              | 1,194,997   |

# **CURRENT UNRESTRICTED AUXILIARY ENTERPRISE FUNDS**

Combined Statement of Revenue, Expenditures and Changes in Fund Balance  
For Fiscal Year Ended June 30, 2000

## **PRINTING SERVICES**

|  | Print Shop<br>MIT803 | Quick Copy<br>MIT802 | Total            |
|--|----------------------|----------------------|------------------|
| <b>TRANSFERS IN (OUT)</b>                                  |                      |                      |                  |
| Bond Payments  | (77,676)             |                      | (77,676)         |
| Mandatory Other  | (300)                |                      | (300)            |
| Non-Mandatory Other  | (50,000)             | (22,367)             | (72,367)         |
| <b>TOTAL TRANSFERS</b>                                     | <b>(127,976)</b>     | <b>(22,367)</b>      | <b>(150,343)</b> |
| <b>Net Increase (Decrease) to</b>                          |                      |                      |                  |
| Fund Balance   | (15,177)             | 46,438               | 31,261           |
| Fund Balance at Beginning of Year                          | 349,658              |                      | 349,658          |
| Prior Year Adjustments:                                    |                      |                      |                  |
| Revenue  |                      | 75                   | 75               |
| Expenditures   |                      | (1,392)              | (1,392)          |
| Fund Balance at Beginning of Year<br>as Adjusted           | 349,658              | (1,317)              | 348,341          |
| Fund Balance from Operations                               | 334,481              | 45,121               | 379,602          |
| Reserve for Uncompensated Annual<br>& Sick Leave Liability | (89,586)             |                      | (89,586)         |
| <b>Fund Balance at End of Year</b>                         | <b>\$244,895</b>     | <b>\$45,121</b>      | <b>\$290,016</b> |

Note: After the close of each fiscal year, the various Printing Service accounts are closed to the Print Shop account 1825. Therefore, the "Fund Balance at the Beginning of Year" is the same in total but different in categories as presented on previous financial reports.

\* Financial statement adjustment of \$28,303 made to reflect duplication of revenue



# CURRENT UNRESTRICTED AUXILIARY ENTERPRISE FUNDS

Combined Statement of Revenue, Expenditures and Changes in Fund Balance

For Fiscal Year Ended June 30, 2000

## LUBRECHT

|                              | Lubrecht<br>Lodge<br>MFR801 | Lubrecht<br>Forest<br>MFR802 | Lubrecht<br>Camp<br>MFR803 | Total            |
|------------------------------|-----------------------------|------------------------------|----------------------------|------------------|
| <b>REVENUE</b>               |                             |                              |                            |                  |
| Facility Rental              | \$26,084                    | \$                           | \$48,673                   | \$74,757         |
| Sales                        | 505                         | 286,973                      | 4,872                      | 292,350          |
| STIP Interest                |                             | 2,437                        |                            | 2,437            |
| Allocation Within Funds      | 30,000                      | (30,000)                     |                            | 0                |
| Donations                    | 42,500                      |                              |                            | 42,500           |
| Education Sales & Service    |                             | 2,486                        | 30,157                     | 32,643           |
| Other                        |                             | 3,339                        | 20,246                     | 23,585           |
| <b>TOTAL REVENUE</b>         | <b>99,089</b>               | <b>265,235</b>               | <b>103,948</b>             | <b>468,272</b>   |
| <b>EXPENDITURES</b>          |                             |                              |                            |                  |
| Personnel Services:          |                             |                              |                            |                  |
| Salaries                     |                             | 48,667                       | 66,099                     | 114,766          |
| Hourly                       |                             | 21,076                       | 28,396                     | 49,472           |
| Payroll Accrual              |                             | 883                          |                            | 883              |
| Employee Benefits            |                             | 14,205                       | 22,345                     | 36,550           |
| Total Personnel Services     |                             | 84,831                       | 116,840                    | 201,671          |
| Operating Expenditures:      |                             |                              |                            |                  |
| Other Services               |                             | 24,723                       | 1,778                      | 26,501           |
| Supplies & Materials         |                             | 10,293                       | 32,403                     | 42,696           |
| Communications               |                             | 423                          | 67                         | 490              |
| Travel                       |                             | 2,051                        | 57                         | 2,108            |
| Repair & Maintenance         | 352                         | 29,252                       | 10,717                     | 40,321           |
| Utilities                    | 55                          | 6,707                        | 593                        | 7,355            |
| Administrative Costs         |                             | 14,585                       |                            | 14,585           |
| Goods Purchased for Resale   |                             |                              | 1,422                      | 1,422            |
| Rent                         |                             |                              | (275)                      | (275)            |
| Other                        |                             | 1,624                        | 607                        | 2,231            |
| Total Operating Expenditures | 407                         | 89,658                       | 47,369                     | 137,434          |
| Capital Expenditures         |                             |                              |                            |                  |
| Capital Land                 |                             | 33,542                       |                            | 33,542           |
| Total Capital Expenditures   |                             | 33,542                       |                            | 33,542           |
| <b>TOTAL EXPENDITURES</b>    | <b>407</b>                  | <b>208,031</b>               | <b>164,209</b>             | <b>372,647</b>   |
| <b>TRANSFERS IN (OUT)</b>    |                             |                              |                            |                  |
| Bond Payments                | (84,053)                    |                              |                            | (84,053)         |
| Mandatory Other              | (8,660)                     |                              |                            | (8,660)          |
| Non-Mandatory Other          |                             | (21,759)                     |                            | (21,759)         |
| <b>TOTAL TRANSFERS</b>       | <b>(92,713)</b>             | <b>(21,759)</b>              |                            | <b>(114,472)</b> |

## CURRENT UNRESTRICTED AUXILIARY ENTERPRISE FUNDS

Combined Statement of Revenue, Expenditures and Changes in Fund Balance

For Fiscal Year Ended June 30, 2000

### LUBRECHT

|  | Lubrecht<br>Lodge<br>MFR801 | Lubrecht<br>Forest<br>MFR802 | Lubrecht<br>Camp<br>MFR803 | Total            |
|--|-----------------------------|------------------------------|----------------------------|------------------|
| Net Increase (Decrease) to                               |                             |                              |                            |                  |
| Fund Balance   | 5,969                       | 35,445                       | (60,261)                   | (18,847)         |
| Fund Balance at Beginning of Year                        | (31,794)                    | 56,220                       | (8,864)                    | 15,562           |
| Prior Year Adjustments:                                  |                             |                              |                            |                  |
| Expenditures   |                             |                              | 20                         | 20               |
| Fund Balance at Beginning of Year<br>as Adjusted         | (31,794)                    | 56,220                       | (8,844)                    | 15,582           |
| Fund Balance from Operations                             | (25,825)                    | 91,665                       | (69,105)                   | (3,265)          |
| Reserve for Compensated Annual<br>& Sick Leave Liability |                             | (5,582)                      |                            | (5,582)          |
| <b>Fund Balance at End of Year</b>                       | <b>(\$25,825)</b>           | <b>\$86,083</b>              | <b>(\$69,105)</b>          | <b>(\$8,847)</b> |

# CURRENT UNRESTRICTED AUXILIARY ENTERPRISE FUNDS

Combined Statement of Revenue, Expenditures and Changes in Fund Balance

For Fiscal Year Ended June 30, 2000

## PARKING

|  | Vehicle<br>Fees & Fines<br>MCP801 | Special Event<br>Parking<br>MCP802 | Total            |
|--|-----------------------------------|------------------------------------|------------------|
| <b>REVENUE</b>   |                                   |                                    |                  |
| Vehicle Registration                                     | \$640,656                         | \$                                 | \$640,656        |
| General Admissions                                       |                                   | 147                                | 147              |
| Damages and Fines  | 208,033                           |                                    | 208,033          |
| Parking Meters   | 48,477                            |                                    | 48,477           |
| Special Event Parking                                    |                                   | 21,232                             | 21,232           |
| Income From Other Auxiliaries                            | 33,772                            |                                    | 33,772           |
| Other  | 13,034                            | 11,584                             | 24,618           |
| <b>TOTAL REVENUE</b>                                     | <b>943,972</b>                    | <b>32,963</b>                      | <b>976,935</b>   |
| <b>EXPENDITURES</b>                                      |                                   |                                    |                  |
| Personnel Services:                                      |                                   |                                    |                  |
| Salaries   | 257,399                           |                                    | 257,399          |
| Hourly   | 43,458                            | 1,707                              | 45,165           |
| Payroll Accrual  | 6,254                             |                                    | 6,254            |
| Employee Benefits  | <b>88,787</b>                     | 189                                | <b>88,976</b>    |
| Total Personnel Services                                 | 395,898                           | 1,896                              | 397,794          |
| Operating Expenditures:                                  |                                   |                                    |                  |
| Other Services   | 145,068                           | 4,869                              | 149,937          |
| Supplies & Materials                                     | 40,650                            | 3,886                              | 44,536           |
| Communications   | 7,658                             |                                    | 7,658            |
| Travel   | 429                               |                                    | 429              |
| Rent   | 1,320                             |                                    | 1,320            |
| Repair & Maintenance                                     | 99,140                            |                                    | 99,140           |
| Administrative Costs                                     | 22,558                            |                                    | 22,558           |
| Sports Meet Expenses                                     |                                   | 19,040                             | 19,040           |
| Utilities  |                                   | 420                                | 420              |
| Other  | 12,240                            | 1,303                              | 13,543           |
| Total Operating Expenditures                             | 329,063                           | 29,518                             | <b>358,581</b>   |
| Capital Expenditures:                                    |                                   |                                    |                  |
| Prop/Plant/Equip   | 1,150                             |                                    | 1,150            |
| Total Capital Expenditures                               | 1,150                             |                                    | 1,150            |
| <b>TOTAL EXPENDITURES</b>                                | <b>726,111</b>                    | <b>31,414</b>                      | <b>757,525</b>   |
| <b>TRANSFERS IN (OUT)</b>                                |                                   |                                    |                  |
| Bond Payments  | (327,852)                         |                                    | (327,852)        |
| Non-Mandatory Other                                      | (50,000)                          |                                    | (50,000)         |
| Mandatory Other  | (544)                             |                                    | (544)            |
| <b>TOTAL TRANSFERS</b>                                   | <b>(378,396)</b>                  |                                    | <b>(378,396)</b> |
| Net Increase (Decrease) to                               |                                   |                                    |                  |
| Fund Balance   | (160,535)                         | 1,549                              | (158,986)        |
| Fund Balance at Beginning of Year                        | 343,080                           | (950)                              | 342,130          |
| Prior Year Adjustments:                                  |                                   |                                    |                  |
| Revenue  | 82                                |                                    | 82               |
| Fund Balance at Beginning of Year<br>as Adjusted         | 343,162                           | (950)                              | <b>342,212</b>   |
| Fund Balance from Operations                             | 182,627                           | 599                                | <b>183,226</b>   |
| Reserve for Compensated Annual<br>& Sick Leave Liability | (53,620)                          |                                    | (53,620)         |
| <b>Fund Balance at End of Year</b>                       | <b>\$129,007</b>                  | <b>\$599</b>                       | <b>\$129,606</b> |

THIS PAGE  
INTENTIONALLY  
LEFT BLANK



# CURRENT UNRESTRICTED AUXILIARY ENTERPRISE FUNDS

Combined Statement of Revenue, Expenditures and Changes in Fund Balance  
For Fiscal Year Ended June 30, 2000

|                                  | GOLF COURSE        |                     |                       |          |
|----------------------------------|--------------------|---------------------|-----------------------|----------|
|                                  | Pro Shop<br>MSA811 | Clubhouse<br>MSA810 | Maintenance<br>MSA809 | Total    |
| <b>REVENUE</b>                   |                    |                     |                       |          |
| Merchandise Sales:               | \$57,536           | \$                  | \$                    | \$57,536 |
| Cost of Goods Sold               |                    |                     |                       |          |
| Beginning Inventory 7/1/99       | 43,413             |                     |                       | 43,413   |
| Add: Merchandise Purchases       | 34,039             |                     |                       | 34,039   |
| Cost of Goods Available          | 77,452             |                     |                       | 77,452   |
| Deduct: Ending Inventory 6/30/00 | 39,346             |                     |                       | 39,346   |
| Cost of Goods Sold               | 38,106             |                     |                       | 38,106   |
| Gross Profit on Sales            | 19,430             |                     |                       | 19,430   |
| Other Revenue:                   |                    |                     |                       |          |
| Class Fees                       | 5,795              |                     |                       | 5,795    |
| General Admissions               | 284,718            |                     |                       | 284,718  |
| Locker & Cart Storage Rental     | 11,541             |                     |                       | 11,541   |
| Power/Push Carts & Club Rental   | 43,648             |                     |                       | 43,648   |
| Brokerage                        |                    | 18,832              |                       | 18,832   |
| Concessions                      |                    | 80,132              |                       | 80,132   |
| Facility Rental                  | 62,535             |                     |                       | 62,535   |
| Vending                          |                    | 549                 |                       | 549      |
| Motor Vehicle Registration       | 3,140              |                     |                       | 3,140    |
| Other Auxiliary Income           | 1,983              |                     |                       | 1,983    |
| Advertising - Classified         | (106)              |                     |                       | (106)    |
| Other                            | 230                | (9)                 | 7,000                 | 7,221    |
| Total Other Revenue              | 413,484            | 99,504              | 7,000                 | 519,988  |
| <b>TOTAL REVENUE</b>             | 432,914            | 99,504              | 7,000                 | 539,418  |
| <b>EXPENDITURES</b>              |                    |                     |                       |          |
| Personnel Services:              |                    |                     |                       |          |
| Salaries                         | 35,690             | 8,348               | 68,429                | 112,467  |
| Hourly                           | 38,482             | 16,463              | 43,104                | 98,049   |
| Payroll Accrual                  | 909                |                     |                       | 909      |
| Employee Benefits                | 13,933             | 6,226               | 24,079                | 44,238   |
| Total Personnel Services         | 89,014             | 31,037              | 135,612               | 255,663  |
| Operating Expenditures:          |                    |                     |                       |          |
| Other Services                   | 2,838              | 1,176               | 208                   | 4,222    |
| Supplies & Materials             | 21,639             | 551                 | 24,783                | 46,973   |
| Communications                   | 7,670              | 1,035               | 2,709                 | 11,414   |
| Travel                           | 2,492              |                     | 2,106                 | 4,598    |
| Rent                             | 21,421             |                     | 6,922                 | 28,343   |
| Utilities                        | 2,961              | 1,914               | 2,492                 | 7,367    |
| Repair & Maintenance             | 2,377              | 666                 | 4,700                 | 7,743    |
| Goods - Resale                   |                    | 60,106              | 61                    | 60,167   |
| Administrative Costs             | 29,944             |                     |                       | 29,944   |
| Other                            | 2,454              | 2,794               | 917                   | 6,165    |
| Total Operating Expenditures     | 93,796             | 68,242              | 44,898                | 206,936  |
| <b>TOTAL EXPENDITURES</b>        | 182,810            | 99,279              | 180,510               | 462,599  |

## CURRENT UNRESTRICTED AUXILIARY ENTERPRISE FUNDS

Combined Statement of Revenue, Expenditures and Changes in Fund Balance  
For Fiscal Year Ended June 30, 2000

|  | GOLF COURSE        |                     |                       |                 |
|--|--------------------|---------------------|-----------------------|-----------------|
|  | Pro Shop<br>MSA811 | Clubhouse<br>MSA810 | Maintenance<br>MSA809 | Total           |
| <b>TRANSFERS IN (OUT)</b>                                |                    |                     |                       |                 |
| Bond Payments  | (20,773)           |                     |                       | (20,773)        |
| Mandatory Other  | (75,047)           |                     |                       | (75,047)        |
| <b>TOTAL TRANSFERS</b>                                   | (95,820)           |                     |                       | (95,820)        |
| Net Increase (Decrease) to                               |                    |                     |                       |                 |
| Fund Balance   | 154,284            | 225                 | (173,510)             | (19,001)        |
| Fund Balance at Beginning of Year                        | 101,744            | 900                 |                       | 102,644         |
| Prior Year Adjustments:                                  |                    |                     |                       |                 |
| Revenues   |                    | 126                 |                       | 126             |
| Expenditures   |                    | (18)                |                       | (18)            |
| Fund Balance at Beginning of Year<br>as Adjusted         | 101,744            | 1,008               |                       | 102,752         |
| Fund Balance from Operations                             | 256,028            | 1,233               | (173,510)             | 83,751          |
| Reserve for Compensated Annual<br>& Sick Leave Liability | (33,020)           |                     |                       | (33,020)        |
| <b>Fund Balance at Year End</b>                          | <b>\$223,008</b>   | <b>\$1,233</b>      | <b>(\$173,510)</b>    | <b>\$50,731</b> |

After the close of each fiscal year, the various Golf Course accounts are closed to the Pro Shop, account 1855. Therefore, the "Fund Balance at the Beginning of the Year" is the same in total, but different in categories as presented on previous financial reports.

## CURRENT UNRESTRICTED AUXILIARY ENTERPRISE FUNDS

Combined Statement of Revenue, Expenditures and Changes in Fund Balance  
For Fiscal Year Ended June 30, 2000

### UNIVERSITY THEATRE MFA801

#### REVENUE

|                      |                |
|----------------------|----------------|
| General Admission    | \$164,868      |
| Season Passes        | 966            |
| Sales                | 1,184          |
| Facility Rental      | 192,422        |
| STIP Earnings        | 120            |
| <b>TOTAL REVENUE</b> | <b>359,560</b> |

#### EXPENDITURES

|                              |                |
|------------------------------|----------------|
| Personnel Services:          |                |
| Salaries                     | 53,203         |
| Hourly Wages                 | 25,003         |
| Payroll Accrual              | 1,137          |
| Employee Benefits            | 19,741         |
| Total Personnel Services     | 99,084         |
| Operating Expenditures:      |                |
| Other Services               | 147,029        |
| Supplies & Materials         | 7,650          |
| Communications               | 5,149          |
| Rent                         | 240            |
| Repair & Maintenance         | 516            |
| Travel                       | 681            |
| Administrative Costs         | 5,000          |
| Bad Debt                     | 228            |
| Bank Service Charge          | 860            |
| Entertainment                | 2,719          |
| Sport/Meet                   | 2,405          |
| Goods-Resale                 | 316            |
| Other                        | 201            |
| Total Operating Expenditures | 172,994        |
| <b>TOTAL EXPENDITURES</b>    | <b>272,078</b> |

#### TRANSFERS IN (OUT)

|                        |                  |
|------------------------|------------------|
| Bond Payments          | (151,690)        |
| Mandatory Other        | 9,366            |
| <b>TOTAL TRANSFERS</b> | <b>(142,324)</b> |

|                                    |                    |
|------------------------------------|--------------------|
| Net Increase (Decrease) to         |                    |
| Fund Balance                       | (54,842)           |
| Fund Balance at Beginning of Year  | (43,010)           |
| Prior Year Adjustments:            |                    |
| Expenditures                       |                    |
| Fund Balance at Beginning of Year  |                    |
| as Adjusted                        | (43,010)           |
| Fund Balance from Operations       | (97,852)           |
| Reserve for Compensated Annual     |                    |
| & Sick Leave Liability             | (9,532)            |
| <b>Fund Balance at End of Year</b> | <b>(\$107,384)</b> |

# CURRENT UNRESTRICTED AUXILIARY ENTERPRISE FUNDS

Combined Statement of Revenue, Expenditures and Changes in Fund Balance  
For Fiscal Year Ended June 30, 2000

## RENTAL PROPERTY

|  | Housing Rentals<br>MFS801 | Center at<br>Salmon Lake<br>MAF801 | Prescott<br>House<br>MPR801 | Total              |
|--|---------------------------|------------------------------------|-----------------------------|--------------------|
| <b>REVENUE</b>   |                           |                                    |                             |                    |
| Guest Room   | \$                        | \$68,829                           | \$                          | \$68,829           |
| Bed Tax  |                           | 2,201                              |                             | 2,201              |
| Food/Beverage  |                           | 114,590                            |                             | 114,590            |
| Facility Rental  | 236,812                   | 70,726                             | 250                         | 307,788            |
| Sales  |                           | 16,959                             |                             | 16,959             |
| Damages & Fines  | 90                        |                                    |                             | 90                 |
| Other  | 350                       | 12,612                             |                             | 12,962             |
| <b>TOTAL REVENUE</b>                                     | <b>237,252</b>            | <b>285,917</b>                     | <b>250</b>                  | <b>523,419</b>     |
| <b>EXPENDITURES</b>                                      |                           |                                    |                             |                    |
| Personnel Services:                                      |                           |                                    |                             |                    |
| Salary   | 5,102                     | 85,099                             |                             | 90,201             |
| Hourly   | 3,561                     | 36,166                             |                             | 39,727             |
| Employee Benefits  | 1,469                     | 24,707                             |                             | 26,176             |
| Total Personnel Services                                 | 10,132                    | 145,972                            |                             | 156,104            |
| Operating Expenditures:                                  |                           |                                    |                             |                    |
| Other Services   | 1,836                     | 20,161                             |                             | 21,997             |
| Travel   |                           | 2,403                              |                             | 2,403              |
| Supplies & Materials                                     | 6,012                     | 49,838                             |                             | 55,850             |
| Communications   | 472                       | 6,152                              |                             | 6,624              |
| Rent   | 996                       |                                    |                             | 996                |
| Utilities  | 35,703                    | 12,789                             |                             | 48,492             |
| Repair & Maintenance                                     | 35,072                    | 18,184                             |                             | 53,256             |
| Goods Purchased for Resale                               |                           | 2,080                              |                             | 2,080              |
| Administrative Costs                                     | 19,777                    |                                    |                             | 19,777             |
| Other  | 1,503                     | 9,294                              |                             | 10,797             |
| Total Operating Expenditures                             | 101,371                   | 120,901                            |                             | 222,272            |
| Capital Expenditures:                                    |                           |                                    |                             |                    |
| Lease Payments   | 29,253                    |                                    |                             | 29,253             |
| Total Capital Expenditures                               | 29,253                    |                                    |                             | 29,253             |
| <b>TOTAL EXPENDITURES</b>                                | <b>140,756</b>            | <b>266,873</b>                     |                             | <b>407,629</b>     |
| <b>TRANSFERS IN (OUT)</b>                                |                           |                                    |                             |                    |
| Bond Payments  | (108,939)                 |                                    |                             | (108,939)          |
| Non-Mandatory Transfer                                   | (165)                     | 24,362                             |                             | 24,197             |
| <b>TOTAL TRANSFERS</b>                                   | <b>(109,104)</b>          | <b>24,362</b>                      |                             | <b>(84,742)</b>    |
| Net Increase (Decrease) to                               |                           |                                    |                             |                    |
| Fund Balance   | (12,608)                  | 43,406                             | 250                         | 31,048             |
| Fund Balance at Beginning of Year                        | 25,656                    | (231,874)                          |                             | (206,218)          |
| Fund Balance at Beginning of Year<br>as Adjusted         | 25,656                    | (231,874)                          |                             | (206,218)          |
| Fund Balance from Operation                              | 13,048                    | (188,468)                          | 250                         | (175,170)          |
| Reserve for Compensated Annual<br>& Sick Leave Liability |                           | (14,555)                           |                             | (14,555)           |
| <b>Fund Balance at End of Year</b>                       | <b>\$13,048</b>           | <b>(\$203,023)</b>                 | <b>\$250</b>                | <b>(\$189,725)</b> |



# CURRENT UNRESTRICTED AUXILIARY ENTERPRISE FUNDS

Combined Statement of Revenue, Expenditures and Changes in Fund Balance

For Fiscal Year Ended June 30, 2000

|                              | UNIVERSITY CENTER              |                       |                       |                        |                         |                        |                         |
|------------------------------|--------------------------------|-----------------------|-----------------------|------------------------|-------------------------|------------------------|-------------------------|
|                              | Student<br>Union Fee<br>MUC013 | Art<br>Fair<br>MUC002 | UC<br>Admin<br>MUC001 | Info<br>Desk<br>MUC003 | Nite<br>Kourt<br>MUC016 | Game<br>Room<br>MUC004 | UC<br>Program<br>MUC005 |
| <b>REVENUE</b>               |                                |                       |                       |                        |                         |                        |                         |
| Class Fee                    |                                |                       |                       |                        |                         | \$57,640               | \$                      |
| Student Union Fee            | 1,436,822                      |                       |                       |                        |                         |                        |                         |
| General Admission            |                                |                       |                       |                        |                         |                        | 11,512                  |
| Federal Miscs/D              |                                |                       |                       |                        |                         |                        |                         |
| Job/ Production              |                                |                       |                       |                        |                         |                        |                         |
| Sales                        |                                |                       | 91                    |                        | 1,763                   | 5,279                  |                         |
| Concessions                  |                                |                       |                       |                        |                         | 9,191                  |                         |
| Vending Sales                |                                |                       |                       |                        |                         | 14,783                 |                         |
| Space Rental                 |                                | 25,302                | 271,539               |                        |                         | 759                    | 9,565                   |
| Equipment Rental             |                                | 6                     |                       |                        |                         | 626                    |                         |
| Fund Allocation              |                                |                       |                       |                        | 1,500                   |                        |                         |
| Other                        |                                |                       | 5,910                 | 3                      |                         | 235                    | 1,352                   |
| <b>TOTAL REVENUE</b>         | 1,436,822                      | 25,308                | 277,540               | 3                      | 3,263                   | 88,513                 | 22,429                  |
| <b>EXPENDITURES</b>          |                                |                       |                       |                        |                         |                        |                         |
| Personnel Services:          |                                |                       |                       |                        |                         |                        |                         |
| Salaries                     |                                | 6,104                 | 165,703               |                        |                         | 21,558                 | 41,974                  |
| Payroll Accrual              |                                |                       | 10,507                |                        |                         |                        |                         |
| Hourly                       |                                | 1,509                 | 8,628                 | 28,029                 | 82                      | 36,044                 | 20,708                  |
| Employee Benefits            |                                | 1,765                 | 43,849                | 517                    | 3                       | 8,057                  | 14,411                  |
| Total Personnel Services     |                                | 9,378                 | 228,687               | 28,546                 | 85                      | 65,659                 | 77,093                  |
| Operating Expenditures:      |                                |                       |                       |                        |                         |                        |                         |
| Other Services               | 5,300                          |                       | 2,656                 |                        | 6,238                   |                        | 36,232                  |
| Supplies & Materials         |                                | 1,730                 | 20,886                | 797                    | 1,425                   | 1,313                  | 15,830                  |
| Communications               | 11,889                         | 5,164                 | 7,015                 | 828                    | 755                     | 1,990                  | 10,903                  |
| Travel                       |                                |                       | 8,111                 |                        | 267                     | 3,777                  | 7,700                   |
| Rent                         |                                |                       | 300                   |                        |                         |                        | 5,690                   |
| Utilities                    |                                |                       |                       |                        |                         |                        |                         |
| Repair & Maintenance         |                                |                       | 2,292                 |                        | 63                      | 3,462                  | 553                     |
| Administrative Costs         | 99,826                         |                       |                       |                        |                         |                        |                         |
| Goods- Resale                |                                |                       |                       |                        |                         | 11,125                 |                         |
| Personnal Services-Recharge  |                                |                       |                       |                        |                         |                        |                         |
| Other                        | 9,680                          |                       | 2,870                 | 408                    | 475                     | 309                    | 8,032                   |
| Total Operating Expenditures | 126,695                        | 6,894                 | 44,130                | 2,033                  | 9,223                   | 21,976                 | 84,940                  |
| <b>TOTAL EXPENDITURES</b>    | 126,695                        | 16,272                | 272,817               | 30,579                 | 9,308                   | 87,635                 | 162,033                 |
| <b>TRANSFERS IN (OUT)</b>    |                                |                       |                       |                        |                         |                        |                         |
| Bond Payments                | (241,220)                      |                       |                       |                        |                         |                        |                         |
| Mandatory Other              | (130,597)                      |                       |                       |                        |                         |                        | 1,800                   |
| <b>TOTAL TRANSFERS</b>       | (371,817)                      |                       |                       |                        |                         |                        | 1,800                   |

| Office of Std<br>Involvement<br>MUC006 | Shipping<br>Express<br>MUC007 | Art<br>Gallery<br>MUC008 | UC Audio<br>Lighting<br>MUC009 | Box<br>Office<br>MUC010 | Ctr. For<br>Leadership<br>MUC011 | Conf & Evt<br>Scheduling<br>MUC012 | Building<br>Maint<br>MUC014 | UC<br>Gardening<br>MUC017 | Total     |
|--|-------------------------------|--------------------------|--------------------------------|-------------------------|----------------------------------|------------------------------------|-----------------------------|---------------------------|-----------|
| \$6,649                                | \$                            | \$                       | \$                             | \$                      | \$                               | \$                                 | \$                          | \$                        | \$64,289  |
|  |                               |                          |                                |                         |                                  |                                    |                             |                           | 1,436,822 |
|  |                               |                          |                                |                         |                                  |                                    |                             |                           | 11,512    |
|  | 27,027                        |                          |                                |                         |                                  |                                    |                             |                           | 27,027    |
|  | 15,018                        |                          | 29,860                         | 208                     |                                  | 6,913                              |                             | 117                       | 52,116    |
|  | (165)                         |                          |                                | 207                     |                                  |                                    |                             |                           | 7,175     |
|  |                               |                          |                                |                         |                                  |                                    |                             |                           | 9,191     |
|  |                               |                          |                                |                         |                                  | 1,294                              |                             |                           | 16,077    |
|  |                               |                          |                                |                         | 288                              | 106,699                            |                             |                           | 414,152   |
|  | 5,547                         |                          | 16,519                         | 2,573                   |                                  | 1,440                              |                             |                           | 26,711    |
|  |                               |                          |                                |                         |                                  |                                    |                             |                           | 1,500     |
| 123                                    | 4,152                         | 281                      | 16                             | 2,517                   | 958                              | 1,433                              | 1,244                       | 1,939                     | 20,163    |
| 6,772                                  | 51,579                        | 281                      | 46,395                         | 5,505                   | 1,246                            | 117,779                            | 1,244                       | 2,056                     | 2,086,735 |
|  |                               |                          |                                |                         |                                  |                                    |                             |                           |           |
| 11,656                                 | 51,848                        |                          | 46,263                         | 5,462                   | 24,406                           | 32,459                             | 179,324                     | 21,752                    | 608,509   |
|  |                               |                          |                                |                         |                                  |                                    |                             |                           | 10,507    |
| 342                                    | 100                           | 4,041                    | 25,782                         | 11,334                  | 1,864                            | 4,495                              | 75,112                      | 6,038                     | 224,108   |
| 3,452                                  | 16,814                        | 13                       | 18,619                         | 2,436                   | 7,270                            | 11,248                             | 70,824                      | 7,929                     | 207,207   |
| 15,450                                 | 68,762                        | 4,054                    | 90,664                         | 19,232                  | 33,540                           | 48,202                             | 325,260                     | 35,719                    | 1,050,331 |
|  |                               |                          |                                |                         |                                  |                                    |                             |                           |           |
| 1,870                                  |                               | 660                      |                                | 686                     | 100                              | 240                                | 10,057                      |                           | 64,039    |
| 3,485                                  | 1,309                         | 2,319                    | 2,246                          | (831)                   | 6,277                            | 3,375                              | 38,465                      | 7,211                     | 105,837   |
| 1,298                                  | 831                           | 1,317                    | 983                            | 2,846                   | 1,558                            | 5,168                              | 1,901                       | 2                         | 54,448    |
| 422                                    |                               | 366                      | 1,496                          |                         | 2,141                            | 2,632                              |                             |                           | 26,912    |
|  | 2,780                         |                          | 1,095                          |                         | 305                              | 1,850                              |                             | 851                       | 12,871    |
|  |                               |                          |                                |                         |                                  |                                    | 191,708                     |                           | 191,708   |
|  | 1,207                         |                          | 3,229                          |                         |                                  |                                    | 75,667                      | 848                       | 87,321    |
|  |                               |                          |                                |                         |                                  |                                    |                             |                           | 99,826    |
|  | 14,100                        |                          |                                |                         |                                  |                                    |                             |                           | 25,225    |
|  |                               |                          |                                |                         |                                  |                                    | (39,000)                    |                           | (39,000)  |
| 256                                    | 148                           | 45                       | (7,152)                        | 2,281                   | 2,093                            | 5,194                              | 262                         | 78                        | 24,979    |
| 7,331                                  | 20,375                        | 4,707                    | 1,897                          | 4,982                   | 12,474                           | 18,459                             | 279,060                     | 8,990                     | 654,166   |
| 22,781                                 | 89,137                        | 8,761                    | 92,561                         | 24,214                  | 46,014                           | 66,661                             | 604,320                     | 44,709                    | 1,704,497 |
|  |                               |                          |                                |                         |                                  |                                    |                             |                           |           |
|  |                               |                          |                                |                         |                                  |                                    |                             |                           | (241,220) |
|  |                               |                          |                                |                         | 2,250                            |                                    |                             |                           | (126,547) |
|  |                               |                          |                                |                         | 2,250                            |                                    |                             |                           | (367,767) |

# CURRENT UNRESTRICTED AUXILIARY ENTERPRISE FUNDS

Combined Statement of Revenue, Expenditures and Changes in Fund Balance  
For Fiscal Year Ended June 30, 2000

|  | UNIVERSITY CENTER              |                       |                       |                        |                         |                        |                         |
|--|--------------------------------|-----------------------|-----------------------|------------------------|-------------------------|------------------------|-------------------------|
|  | Student<br>Union Fee<br>MUC013 | Art<br>Fair<br>MUC002 | UC<br>Admin<br>MUC001 | Info<br>Desk<br>MUC003 | Nite<br>Kourt<br>MUC016 | Game<br>Room<br>MUC004 | UC<br>Program<br>MUC005 |
| Net Increase (Decrease) to<br>Fund Balance   | 938,310                        | 9,036                 | 4,723                 | (30,576)               | (6,045)                 | 878                    | (137,804)               |
| Fund Balance at Beg of Year                  |                                |                       | 91,542                |                        |                         |                        |                         |
| Prior Year Adjustments:                      |                                |                       |                       |                        |                         |                        |                         |
| Revenue                                      |                                |                       |                       |                        |                         | (39)                   |                         |
| Expenditures                                 |                                |                       | (246)                 |                        |                         | (293)                  |                         |
| Fund Balance at Beg of Year<br>as Adjusted   |                                |                       | 91,296                |                        |                         | (332)                  |                         |
| Fund Balance from Operations                 | 938,310                        | 9,036                 | 96,019                | (30,576)               | (6,045)                 | 546                    | (137,804)               |
| Reserve for Annual<br>& Sick Leave Liability |                                |                       | (89,398)              |                        |                         |                        |                         |
| Fund Balance at End of Year                  | \$938,310                      | \$9,036               | \$6,621               | (\$30,576)             | (\$6,045)               | \$546                  | (\$137,804)             |

| Office of Std<br>Involvement<br>MUC006 | Shipping<br>Express<br>MUC007 | Art<br>Gallery<br>MUC008 | UC Audio<br>Lighting<br>MUC009 | Box<br>Office<br>MUC010 | Ctr. For<br>Leadership<br>MUC011 | Conf & Evt<br>Scheduling<br>MUC012 | Building<br>Maint<br>MUC014 | UC<br>Gardening<br>MUC017 | Total    |
|--|-------------------------------|--------------------------|--------------------------------|-------------------------|----------------------------------|------------------------------------|-----------------------------|---------------------------|----------|
| (16,009)                               | (37,558)                      | (8,480)                  | (46,166)                       | (18,709)                | (42,518)                         | 51,118                             | (603,076)                   | (42,653)                  | 14,471   |
|  |                               |                          |                                |                         |                                  |                                    |                             |                           | 91,542   |
|  | (144)                         |                          | 395                            |                         |                                  |                                    |                             |                           | (39)     |
|  |                               |                          |                                |                         |                                  |                                    |                             |                           | (288)    |
|  | (144)                         |                          | 395                            |                         |                                  |                                    |                             |                           | 91,215   |
| (16,009)                               | (37,702)                      | (8,480)                  | (45,771)                       | (18,709)                | (42,518)                         | 51,118                             | (603,076)                   | (42,653)                  | 105,686  |
|  |                               |                          |                                |                         |                                  |                                    |                             |                           | (89,398) |
| (\$16,009)                             | (\$37,702)                    | (\$8,480)                | (\$45,771)                     | (\$18,709)              | (\$42,518)                       | \$51,118                           | (\$603,076)                 | (\$42,653)                | \$16,288 |



# CURRENT UNRESTRICTED AUXILIARY ENTERPRISE FUNDS

Combined Statement of Revenue, Expenditures and Changes in Fund Balance

For Fiscal Year Ended June 30, 2000

## CAMPUS RECREATION

|                              | Admin<br>MCR801 | Swimming<br>Pool<br>MCR802 | Campus Rec<br>Playfields<br>MCR803 | Facilities<br>MCR804 | Student<br>Programs<br>MCR805 | Outdoor<br>Programs<br>MCR807 | Total           |
|------------------------------|-----------------|----------------------------|------------------------------------|----------------------|-------------------------------|-------------------------------|-----------------|
| <b>REVENUE</b>               |                 |                            |                                    |                      |                               |                               |                 |
| Other Revenue:               |                 |                            |                                    |                      |                               |                               |                 |
| Campus Recreation Fee        | \$334,651       | \$1,269                    | \$                                 | \$                   | \$                            | \$                            | \$335,920       |
| Class Fees                   | (27)            | 64,252                     |                                    |                      | 30,255                        | 38,845                        | 133,325         |
| Trip Fee                     |                 |                            |                                    |                      |                               | 13,955                        | 13,955          |
| General Admission            | 14,835          | 30,563                     |                                    | 9                    |                               | 3,852                         | 49,259          |
| Faculty/Staff ID's           | 12,035          |                            |                                    |                      |                               |                               | 12,035          |
| Fines                        |                 |                            |                                    | 80                   | 7,601                         |                               | 7,681           |
| Sales                        | 10              | 16,987                     |                                    | 1,147                |                               | 3,663                         | 21,807          |
| Concessions                  |                 | 2,335                      |                                    | 926                  |                               |                               | 3,261           |
| Vending Sales                | 31,132          | 2,007                      |                                    |                      |                               |                               | 33,139          |
| Deposits                     |                 |                            |                                    |                      | 560                           |                               | 560             |
| Equipment Rental             |                 | 7,186                      |                                    | 1,509                | 8                             | 27,428                        | 36,131          |
| Facility Rental              |                 | 30,193                     |                                    | 5,518                |                               |                               | 35,711          |
| Locker Rental                |                 |                            |                                    | 9,110                |                               |                               | 9,110           |
| Other                        | (500)           | 70                         |                                    |                      | 10                            |                               | (420)           |
| <b>TOTAL REVENUE</b>         | <b>392,136</b>  | <b>154,862</b>             |                                    | <b>18,299</b>        | <b>38,434</b>                 | <b>87,743</b>                 | <b>691,474</b>  |
| <b>EXPENDITURES</b>          |                 |                            |                                    |                      |                               |                               |                 |
| Personnel Services:          |                 |                            |                                    |                      |                               |                               |                 |
| Salaries                     | 145,087         | 2,536                      |                                    |                      | 10,680                        | 4,061                         | 162,364         |
| Hourly                       | 14,433          | 75,110                     |                                    | 37,906               | 41,829                        | 33,976                        | 203,254         |
| Payroll Accrual              | 333             |                            |                                    |                      |                               |                               | 333             |
| Employee Benefits            | 43,998          | 4,691                      |                                    | 2,162                | 3,344                         | 3,240                         | 57,435          |
| Total Personnel Services     | 203,851         | 82,337                     |                                    | 40,068               | 55,853                        | 41,277                        | 423,386         |
| Operating Expenditures:      |                 |                            |                                    |                      |                               |                               |                 |
| Other Services               | 6,885           | 906                        |                                    | 109                  | 7,362                         | 5,921                         | 21,183          |
| Supplies & Materials         | 7,917           | 8,245                      |                                    | 10,411               | 8,814                         | 15,794                        | 51,181          |
| Communications               | 7,349           | 2,418                      |                                    | 182                  | 2,604                         | 3,636                         | 16,189          |
| Travel                       | 3,435           |                            |                                    | 1,024                |                               | 9,981                         | 14,440          |
| Utilities                    | 8,166           | 567                        |                                    |                      |                               |                               | 8,733           |
| Rent                         | 132             |                            |                                    |                      | 174                           | 2,708                         | 3,014           |
| Merchandise for Resale       |                 | 8,515                      |                                    | 1,114                | 709                           | 2,353                         | 12,691          |
| Repair & Maintenance         | 763             | 3,700                      | 798                                | 4,640                |                               | 446                           | 10,347          |
| Administrative Costs         | 31,986          |                            |                                    |                      |                               |                               | 31,986          |
| Other                        | 7,212           | 807                        |                                    | 439                  | 2,458                         | 2,415                         | 13,331          |
| Total Operating Expenditures | 73,845          | 25,158                     | 798                                | 17,919               | 22,121                        | 43,254                        | 183,095         |
| <b>TOTAL EXPENDITURES</b>    | <b>277,696</b>  | <b>107,495</b>             | <b>798</b>                         | <b>57,987</b>        | <b>77,974</b>                 | <b>84,531</b>                 | <b>606,481</b>  |
| <b>TRANSFERS IN (OUT)</b>    |                 |                            |                                    |                      |                               |                               |                 |
| Bond Payments                | (19,803)        |                            |                                    |                      |                               |                               | (19,803)        |
| Mandatory Other              | (13,062)        |                            |                                    |                      |                               |                               | (13,062)        |
| Non-Mandatory Other          | (20,000)        |                            |                                    |                      |                               |                               | (20,000)        |
| <b>TOTAL TRANSFERS</b>       | <b>(52,865)</b> |                            |                                    |                      |                               |                               | <b>(52,865)</b> |

## CURRENT UNRESTRICTED AUXILIARY ENTERPRISE FUNDS

Combined Statement of Revenue, Expenditures and Changes in Fund Balance  
For Fiscal Year Ended June 30, 2000

### CAMPUS RECREATION

|  | Admin<br>MCR801 | Swimming<br>Pool<br>MCR802 | Campus Rec<br>Playfields<br>MCR803 | Facilities<br>MCR804 | Student<br>Programs<br>MCR805 | Outdoor<br>Programs<br>MCR807 | Total           |
|--|-----------------|----------------------------|------------------------------------|----------------------|-------------------------------|-------------------------------|-----------------|
| Net Increase (Decrease) to                               |                 |                            |                                    |                      |                               |                               |                 |
| Fund Balance   | 61,575          | 47,367                     | (798)                              | (39,688)             | (39,540)                      | 3,212                         | 32,128          |
| Fund Balance at Beginning of Year                        | 38,420          |                            |                                    |                      |                               |                               | 38,420          |
| Prior Year Adjustments:                                  |                 |                            |                                    |                      |                               |                               |                 |
| Revenue  | (2,944)         | (228)                      |                                    |                      | 40                            |                               | 3,132           |
| Expenditure  | 1,078           | 68                         |                                    |                      | (84)                          | 716                           | (1,778)         |
| Fund Balance at Beginning of Year<br>as Adjusted         | 36,554          | (160)                      |                                    |                      | (44)                          | 716                           | 39,774          |
| Fund Balance from Operations                             | 98,129          | 47,207                     | (798)                              | (39,688)             | (39,584)                      | 3,928                         | 71,902          |
| Reserve for Compensated Annual<br>& Sick Leave Liability | (47,769)        |                            |                                    |                      |                               |                               | (47,769)        |
| <b>Fund Balance at End of Year</b>                       | <b>\$50,360</b> | <b>\$47,207</b>            | <b>(\$798)</b>                     | <b>(\$39,688)</b>    | <b>(\$39,584)</b>             | <b>\$3,928</b>                | <b>\$24,133</b> |

Note: After the close of each fiscal year, the various Campus Recreation accounts are closed to Campus Recreation Admin account 1891. Therefore the "Fund Balance at Beginning of Year" is the same in total, but different in categories as presented on previous financial reports.

# CURRENT UNRESTRICTED AUXILIARY ENTERPRISE FUNDS

Combined Statement of Revenue, Expenditures and Changes in Fund Balance  
For Fiscal Year Ended June 30, 2000

## LEASE/PURCHASE EQUIPMENT POOL MBZ801

### REVENUE

|                           |              |
|---------------------------|--------------|
| Interdepartmental Charges | \$4,560      |
| Stip Interest             | 797          |
| Fines                     | 78           |
| <b>TOTAL REVENUE</b>      | <u>5,435</u> |

### EXPENDITURES

|                           |                             |
|---------------------------|-----------------------------|
| Operating Expenditures:   |                             |
| Administrative Costs      |                             |
| <b>TOTAL EXPENDITURES</b> | <u>                    </u> |

### TRANSFERS IN (OUT)

|                        |                             |
|------------------------|-----------------------------|
| Non-Mandatory Transfer |                             |
| <b>TOTAL TRANSFERS</b> | <u>                    </u> |

|  |                        |
|--|------------------------|
| Net Increase (Decrease) to<br>Fund Balance | 5,435                  |
| Fund Balance at Beginning of Year          | 13,757                 |
| <b>Fund Balance at End of Year</b>         | <u><u>\$19,192</u></u> |

# CURRENT UNRESTRICTED AUXILIARY ENTERPRISE FUNDS

Combined Statement of Revenue, Expenditures and Changes in Fund Balance  
For Fiscal Year Ended June 30, 2000

## FLATHEAD LAKE BIO STATION FACILITIES

|  | Bio St Houses<br>MFH801 | Food Service<br>MFH802 | Housing<br>MFH803 | Total           |
|--|-------------------------|------------------------|-------------------|-----------------|
| <b>REVENUE</b>   |                         |                        |                   |                 |
| Board  | \$                      | \$50,035               | \$                | \$50,035        |
| Meal Passes  |                         | 15,339                 |                   | 15,339          |
| Single Room  |                         |                        | 12,870            | 12,870          |
| Facility Rental  | 3,960                   | 945                    | 21,245            | 26,150          |
| Sales  | -                       |                        | 2,786             | 2,786           |
| Other Income   |                         | 314                    |                   | 314             |
| Credit Processing Fees                                   |                         | 9,047                  | 3,303             | 12,350          |
| Equipment Rental   |                         | 120                    |                   | 120             |
| <b>TOTAL REVENUE</b>                                     | <b>3,960</b>            | <b>75,800</b>          | <b>40,204</b>     | <b>119,964</b>  |
| <b>EXPENDITURES</b>                                      |                         |                        |                   |                 |
| Personnel Services:                                      |                         |                        |                   |                 |
| Salaries   |                         | 2,139                  | 5,509             | 7,648           |
| Hourly   |                         | 14,812                 | 3,642             | 18,454          |
| Payroll Accrual  | 300                     |                        |                   | 300             |
| Employee Benefits  |                         | 2,993                  | 2,428             | 5,421           |
| Total Personnel Services                                 | 300                     | 19,944                 | 11,579            | 31,823          |
| Operating Expenditures:                                  |                         |                        |                   |                 |
| Other Services   |                         | 232                    | 3,477             | 3,709           |
| Supplies & Materials                                     | 35                      | 23,433                 | 1,204             | 24,672          |
| Communications   |                         | 559                    | 2                 | 561             |
| Utilities  | 653                     | 4,366                  | 3,708             | 8,727           |
| Repair & Maintenance                                     | 476                     | 122                    | 298               | 896             |
| Administrative Costs                                     |                         | 1,806                  |                   | 1,806           |
| Other  | 34                      |                        | 929               | 963             |
| Total Operating Expenditures                             | 1,198                   | 30,518                 | 9,618             | 41,334          |
| <b>TOTAL EXPENDITURES</b>                                | <b>1,498</b>            | <b>50,462</b>          | <b>21,197</b>     | <b>73,157</b>   |
| <b>TRANSFERS IN (OUT)</b>                                |                         |                        |                   |                 |
| Non Mand Transfer  | (1,500)                 | (20,000)               | (16,000)          | (37,500)        |
| Bond Payments  |                         | (3,947)                | (11,426)          | (15,373)        |
| Mandatory Other  |                         | (6)                    | (16)              | (22)            |
| <b>TOTAL TRANSFERS</b>                                   | <b>(1,500)</b>          | <b>(23,953)</b>        | <b>(27,442)</b>   | <b>(52,895)</b> |
| Net Increase (Decrease) to                               |                         |                        |                   |                 |
| Fund Balance   | 962                     | 1,385                  | (8,435)           | (6,088)         |
| Fund Balance at Beginning of Year                        | 3,109                   | 54,416                 | 40,293            | 97,818          |
| Prior Year Adjustments                                   |                         |                        |                   |                 |
| Fund Balance from Operations                             | 4,071                   | 55,801                 | 31,858            | 91,730          |
| Reserve for Compensated Annual<br>& Sick Leave Liability |                         | (1,365)                |                   | (1,365)         |
| <b>Fund Balance at End of Year</b>                       | <b>\$4,071</b>          | <b>\$54,436</b>        | <b>\$31,858</b>   | <b>\$90,365</b> |



## Section IV

### CURRENT RESTRICTED FUNDS

|  | Page       |
|--|------------|
| Statement of Current Fund Revenue  | 4.01-4.02  |
| Statement of Current Fund Expenditures                                       | 4.03-4.04  |
| Combined Statement of Revenue, Expenditures and Changes In Fund Balance For: |            |
| Department of Health and Human Services                                      | 4.05-4.08  |
| Department of Agriculture  | 4.09-4.16  |
| Department of Defense  | 4.17       |
| Department of Interior   | 4.18-4.23  |
| Department of Energy   | 4.24       |
| National Endowments for the Arts and Humanities                              | 4.25       |
| National Science Foundation  | 4.26-4.30  |
| Environmental Protection Agency  | 4.31       |
| Department of Education  | 4.32-4.34  |
| Miscellaneous Federal Agencies   | 4.35-4.38  |
| Federal Subgrants  | 4.39-4.49  |
| State of Montana   | 4.50-4.56  |
| Local Government Agencies  | 4.59-4.59  |
| Private Agencies   | 4.60-4.73  |
| Restricted Funds Allocations   | 4.74       |
| Sponsored Projects Summarization   | 4.75       |
| Endowed Operating Accounts   | 4.76       |
| Restricted Gifts   | 4.77-4.79  |
| UM Scholarships & Fellowships  | 4.80-4.83  |
| Financial Aid Sources from Federal and State                                 | 4.84       |
| Athletics Scholarships   | 4.85       |
| UM Foundation Scholarships   | 4.86-4.101 |

THIS PAGE  
INTENTIONALLY  
LEFT BLANK

## CURRENT RESTRICTED FUNDS

Statement of Current Fund Revenue  
For Fiscal Year Ended June 30, 2000

|                                      | Grants &<br>Contracts | Scholarships     | Financial Aid<br>Programs | Other            | Total<br>Revenue  |
|--------------------------------------|-----------------------|------------------|---------------------------|------------------|-------------------|
| <b>FEDERAL FUNDS</b>                 |                       |                  |                           |                  |                   |
| College Work Study Program           | \$                    | \$               | \$1,075,303               | \$               | \$1,075,303       |
| SEOG Program                         |                       |                  | 414,242                   |                  | 414,242           |
| SSIG Program                         |                       |                  | 19,586                    | 93               | 19,679            |
| Pell Program                         |                       |                  | 6,909,777                 |                  | 6,909,777         |
| Health & Human Services              | 2,912,682             |                  |                           |                  | 2,912,682         |
| Agriculture                          | 2,154,256             |                  |                           |                  | 2,154,256         |
| Defense                              | 643,203               |                  |                           |                  | 643,203           |
| Interior                             | 1,428,488             |                  |                           |                  | 1,428,488         |
| Energy                               | 315,165               |                  |                           |                  | 315,165           |
| Arts and Humanities                  | 105,131               |                  |                           |                  | 105,131           |
| National Science Foundation          | 2,148,594             |                  |                           |                  | 2,148,594         |
| Environmental Protection Agency      | 75,384                |                  |                           |                  | 75,384            |
| Education                            | 2,354,638             |                  |                           |                  | 2,354,638         |
| Miscellaneous Federal Agencies       | 3,578,997             |                  |                           |                  | 3,578,997         |
| Federal Subgrants                    | 4,287,165             |                  |                           |                  | 4,287,165         |
| State Government Agencies            | 150,583               |                  |                           |                  | 150,583           |
| Private                              | 9,963                 |                  |                           |                  | 9,963             |
| <b>Total Federal Funds</b>           | <b>20,164,249</b>     |                  | <b>8,418,908</b>          | <b>93</b>        | <b>28,583,250</b> |
| <b>STATE AND LOCAL FUNDS</b>         |                       |                  |                           |                  |                   |
| SEOG Program                         |                       |                  | 137,161                   |                  | 137,161           |
| SSIG Program                         |                       |                  | 71,685                    |                  | 71,685            |
| Restricted Gifts                     |                       |                  |                           | 2,713            | 2,713             |
| Restricted Scholarships              |                       | 315,539          |                           |                  | 315,539           |
| Health & Human Services              | 705                   |                  |                           |                  | 705               |
| State Government Agencies            | 452,019               |                  |                           |                  | 452,019           |
| Miscellaneous Federal Agencies       | 2,414                 |                  |                           |                  | 2,414             |
| Local Government Agencies            | 374,437               |                  |                           |                  | 374,437           |
| <b>Total State &amp; Local Funds</b> | <b>829,575</b>        | <b>315,539</b>   | <b>208,846</b>            | <b>2,713</b>     | <b>1,356,673</b>  |
| <b>PRIVATE FUNDS</b>                 |                       |                  |                           |                  |                   |
| Interior                             | (81)                  |                  |                           |                  | (81)              |
| Endowed Operating Accounts           |                       |                  |                           | 119,368          | 119,368           |
| Restricted Gifts                     |                       |                  |                           | 1,858,401        | 1,858,401         |
| Restricted Scholarships              |                       | 121,032          |                           |                  | 121,032           |
| Foundation Scholarships              |                       | 1,614,182        |                           |                  | 1,614,182         |
| Athletic Scholarships                |                       | 548,409          |                           |                  | 548,409           |
| Miscellaneous Federal Agencies       | 34,741                |                  |                           |                  | 34,741            |
| State Government Agencies            | 160                   |                  |                           |                  | 160               |
| Other Restricted                     | 45,425                |                  |                           |                  | 45,425            |
| Private Agencies                     | 6,311,503             |                  |                           |                  | 6,311,503         |
| <b>Total Private Funds</b>           | <b>6,391,748</b>      | <b>2,283,623</b> |                           | <b>1,977,769</b> | <b>10,653,140</b> |



## CURRENT RESTRICTED FUNDS

Statement of Current Fund Revenue  
For Fiscal Year Ended June 30, 2000

|                                   | Grants &<br>Contracts | Scholarships       | Financial Aid<br>Programs | Other              | Total<br>Revenue    |
|-----------------------------------|-----------------------|--------------------|---------------------------|--------------------|---------------------|
| <b>OTHER FUNDS</b>                |                       |                    |                           |                    |                     |
| Endowed Operating Accounts        |                       |                    |                           | 97,388             | 97,388              |
| Restricted Gifts                  |                       |                    |                           | 90,945             | 90,945              |
| Restricted Scholarships           |                       | 12,234             |                           |                    | 12,234              |
| Athletic Scholarships             |                       | 89,964             |                           |                    | 89,964              |
| Health & Human Services           | 7,661                 |                    |                           |                    | 7,661               |
| Agriculture                       | 5,410                 |                    |                           |                    | 5,410               |
| Education                         | 6,083                 |                    |                           |                    | 6,083               |
| Miscellaneous Federal Agencies    | 109,014               |                    |                           |                    | 109,014             |
| Federal Subgrants                 | 8,278                 |                    |                           |                    | 8,278               |
| State Government Agencies         | 5,913                 |                    |                           |                    | 5,913               |
| Other Restricted                  | (32,109)              |                    |                           |                    | (32,109)            |
| Private Agencies                  | 16,000                |                    |                           |                    | 16,000              |
| <b>Total Other Funds</b>          | <b>126,250</b>        | <b>102,198</b>     |                           | <b>188,333</b>     | <b>416,781</b>      |
| <b>INVESTMENT INCOME</b>          |                       |                    |                           |                    |                     |
| Endowed Operating Accounts        |                       |                    |                           | 66,540             | 66,540              |
| Restricted Gifts                  |                       |                    |                           | 107,890            | 107,890             |
| Restricted Scholarships           |                       | 51,884             |                           |                    | 51,884              |
| Foundation Scholarships           |                       | 168                |                           |                    | 168                 |
| Athletic Scholarships             |                       | 243                |                           |                    | 243                 |
| Investment Earnings Clearing      |                       |                    |                           | 26,139             | 26,139              |
| Arts and Humanities               | (8,579)               |                    |                           |                    | (8,579)             |
| Private Agencies                  | 28,537                |                    |                           |                    | 28,537              |
| <b>Total Investment Income</b>    | <b>19,958</b>         | <b>52,295</b>      |                           | <b>200,569</b>     | <b>272,822</b>      |
| <b>Total Revenue</b>              | <b>27,531,780</b>     | <b>2,753,655</b>   | <b>8,627,754</b>          | <b>2,369,477</b>   | <b>41,282,666</b>   |
| <b>TRANSFERS IN</b>               |                       |                    |                           |                    |                     |
| Restricted Gifts                  |                       |                    |                           | 3,853              | 3,853               |
| Foundation Scholarships           |                       | 5,199              |                           |                    | 5,199               |
| Agriculture                       | 7,180                 |                    |                           |                    | 7,180               |
| Interior                          | 1,534                 |                    |                           |                    | 1,534               |
| Federal Subgrants                 | 74,326                |                    |                           |                    | 74,326              |
| Local Government Agencies         | 103,642               |                    |                           |                    | 103,642             |
| Other Restricted                  | 164,200               |                    |                           |                    | 164,200             |
| Private Agencies                  | 132,591               |                    |                           |                    | 132,591             |
| <b>Total Transfers In</b>         | <b>483,473</b>        | <b>5,199</b>       |                           | <b>3,853</b>       | <b>492,525</b>      |
| <b>Total Current Fund Revenue</b> | <b>\$28,015,253</b>   | <b>\$2,758,854</b> | <b>\$8,627,754</b>        | <b>\$2,373,330</b> | <b>\$41,775,191</b> |



## CURRENT RESTRICTED FUNDS

Statement of Current Fund Expenditures  
For Fiscal Year Ended June 30, 2000

|                                      | Salaries<br>& Wages | Employee<br>Benefits | Operating<br>Expend. | Capital<br>Expend. | Transfers<br>Out | Total<br>Expend.  |
|--------------------------------------|---------------------|----------------------|----------------------|--------------------|------------------|-------------------|
| <b>Instruction</b>                   |                     |                      |                      |                    |                  |                   |
| Federal Funds                        |                     |                      |                      |                    |                  |                   |
| Health & Human Services              | \$170,470           | \$31,369             | \$166,558            | \$                 | \$               | \$368,397         |
| Agriculture                          | 75,566              | (89,235)             | 42,633               | 1,055              |                  | 30,019            |
| Defense                              |                     |                      |                      |                    |                  | 0                 |
| Interior                             | 870                 | 2                    | 1,329                |                    | 339              | 2,540             |
| Arts and Humanities                  | 52,337              | 11,917               | 15,337               |                    |                  | 79,591            |
| National Science Foundation          | 3,284               | 344                  | 159,023              |                    | 7,959            | 170,610           |
| Environmental Protection Agency      | 12,421              | 2,980                | 8,739                |                    | 860              | 25,000            |
| Education                            | 741,782             | 173,381              | 461,271              |                    | 2,455            | 1,378,889         |
| Miscellaneous Federal Agencies       | 293,453             | 49,923               | 401,838              | 56,616             |                  | 801,830           |
| Federal Subgrants                    | 972,655             | 196,980              | 710,700              | 3,510              | 1                | 1,883,846         |
| Federal College Work Study           | 164,084             |                      |                      |                    |                  | 164,084           |
| <b>Total Federal Funds</b>           | <b>2,486,922</b>    | <b>377,661</b>       | <b>1,967,428</b>     | <b>61,181</b>      | <b>11,614</b>    | <b>4,904,806</b>  |
| State and Local Funds                |                     |                      |                      |                    |                  |                   |
| State Government Agencies            | 129,084             | 5,984                | 9,614                |                    |                  | 144,682           |
| Local Government Agencies            | 44,749              | 3,168                | 10,668               |                    |                  | 58,585            |
| <b>Total State &amp; Local Funds</b> | <b>173,833</b>      | <b>9,152</b>         | <b>20,282</b>        | <b>0</b>           | <b>0</b>         | <b>203,267</b>    |
| Payroll Accruals                     | 6,812               | 1,188                |                      |                    |                  | 8,000             |
| Private Funds                        | 200,487             | 29,690               | 196,374              | 15,626             | 11               | 442,188           |
| <b>Total Instruction</b>             | <b>2,868,054</b>    | <b>417,691</b>       | <b>2,184,084</b>     | <b>76,807</b>      | <b>11,625</b>    | <b>5,558,261</b>  |
| <b>Research</b>                      |                     |                      |                      |                    |                  |                   |
| Federal Funds                        |                     |                      |                      |                    |                  |                   |
| Health & Human Services              | 970,938             | 179,998              | 640,448              | 99,302             |                  | 1,890,686         |
| Agriculture                          | 1,459,481           | 360,037              | 315,068              | 29,526             | 507              | 2,164,619         |
| Defense                              | 380,542             | 72,070               | 187,186              | 592                |                  | 640,390           |
| Interior                             | 832,140             | 145,366              | 413,099              | 9,205              | 41               | 1,399,851         |
| Energy                               | 55,763              | 7,755                | 291,432              |                    |                  | 354,950           |
| National Science Foundation          | 530,380             | 65,856               | 817,474              | 554,669            |                  | 1,968,379         |
| Environmental Protection Agency      | 34,250              | 9,238                | 4,579                |                    |                  | 48,067            |
| Education                            | 319,190             | 78,655               | 145,465              |                    |                  | 543,310           |
| Miscellaneous Federal Agencies       | 1,164,334           | 228,766              | 880,320              | 430,451            |                  | 2,703,871         |
| Federal Subgrants                    | 1,091,184           | 160,556              | 604,184              | 55,383             | 1,712            | 1,913,019         |
| Federal College Work Study           | 94,267              |                      |                      |                    |                  | 94,267            |
| <b>Total Federal Funds</b>           | <b>6,932,469</b>    | <b>1,308,297</b>     | <b>4,299,255</b>     | <b>1,179,128</b>   | <b>2,260</b>     | <b>13,721,409</b> |
| State and Local Funds                |                     |                      |                      |                    |                  |                   |
| State Government Agencies            | 197,480             | 34,545               | 158,795              |                    |                  | 390,820           |
| Local Government Agencies            | 152,947             | 30,795               | 80,983               | 79,812             | 378              | 344,915           |
| UM Restricted Allocations            | 23,852              | 4,752                | 85,069               | 2,194              |                  | 115,867           |
| <b>Total State &amp; Local Funds</b> | <b>374,279</b>      | <b>70,092</b>        | <b>324,847</b>       | <b>82,006</b>      | <b>378</b>       | <b>851,602</b>    |
| Private Funds                        |                     |                      |                      |                    |                  |                   |
| Endowed Operating Accounts           | 49,965              | 15,506               | 60,268               | 8,706              |                  | 134,445           |
| Payroll Accruals                     | 27,009              | 24,248               |                      |                    |                  | 51,257            |
| Private Agencies                     | 1,544,288           | 315,495              | 1,011,872            | 62,294             | 8,431            | 2,942,380         |
| <b>Total Private Funds</b>           | <b>1,621,262</b>    | <b>355,249</b>       | <b>1,072,140</b>     | <b>71,000</b>      | <b>8,431</b>     | <b>3,128,082</b>  |
| <b>Total Research</b>                | <b>8,928,010</b>    | <b>1,733,638</b>     | <b>5,696,242</b>     | <b>1,332,134</b>   | <b>11,069</b>    | <b>17,701,093</b> |

## CURRENT RESTRICTED FUNDS

### Statement of Current Fund Expenditures For Fiscal Year Ended June 30, 2000

|   | Salaries<br>& Wages | Employee<br>Benefits | Operating<br>Expend. | Capital<br>Expend. | Transfers<br>Out | Total<br>Expend.    |
|---|---------------------|----------------------|----------------------|--------------------|------------------|---------------------|
| <b>Public Service</b>                       |                     |                      |                      |                    |                  |                     |
| Federal Funds                               |                     |                      |                      |                    |                  |                     |
| Health & Human Services                     | 306,151             | 79,762               | 237,197              |                    |                  | 623,110             |
| Education                                   | 197,774             | 52,177               | 187,692              |                    |                  | 437,643             |
| Arts and Humanities                         | 7,486               | 1,809                | 7,696                |                    |                  | 16,991              |
| Miscellaneous Federal Agencies              | 21,014              | 4,520                | 161,703              |                    |                  | 187,237             |
| Federal Subgrants                           | 242,022             | 51,620               | 306,774              |                    |                  | 600,416             |
| Federal College Work Study                  | 14,123              |                      |                      |                    |                  | 14,123              |
| <b>Total Federal Funds</b>                  | <b>788,570</b>      | <b>189,888</b>       | <b>901,062</b>       |                    |                  | <b>1,879,520</b>    |
| State and Local Funds                       |                     |                      |                      |                    |                  |                     |
| State Government Agencies                   | 162,588             | 38,936               | 175,085              |                    | 370              | 376,979             |
| Local Government Agencies                   | 19,114              | 3,623                | 9,173                | (8)                |                  | 31,902              |
| <b>Total State &amp; Local Funds</b>        | <b>181,702</b>      | <b>42,559</b>        | <b>184,258</b>       | <b>(8)</b>         | <b>370</b>       | <b>408,881</b>      |
| Private Funds                               |                     |                      |                      |                    |                  |                     |
| Endowed Operating Accounts                  | 89,636              | 9,891                | 49,718               |                    |                  | 149,245             |
| Payroll Accruals                            | 5,277               | 860                  |                      |                    |                  | 6,137               |
| Private Agencies                            | 591,273             | 129,502              | 842,551              |                    | 1                | 1,563,327           |
| <b>Total Private Funds</b>                  | <b>686,186</b>      | <b>140,253</b>       | <b>892,269</b>       | <b>0</b>           | <b>1</b>         | <b>1,718,709</b>    |
| <b>Total Public Service</b>                 | <b>1,656,458</b>    | <b>372,700</b>       | <b>1,977,589</b>     | <b>(8)</b>         | <b>371</b>       | <b>4,007,110</b>    |
| Academic Support                            |                     |                      |                      |                    |                  |                     |
| Restricted Gifts                            | 1,001,888           | 185,020              | 979,438              | 21,814             | 16,482           | 2,204,642           |
| Federal College Work Study                  | 108,485             |                      |                      |                    |                  | 108,485             |
| Payroll Accruals                            | 2,049               | 1,312                |                      |                    |                  | 3,361               |
| <b>Total Academic Support</b>               | <b>1,112,422</b>    | <b>186,332</b>       | <b>979,438</b>       | <b>21,814</b>      | <b>16,482</b>    | <b>2,316,488</b>    |
| Student Services                            |                     |                      |                      |                    |                  |                     |
| Federal College Work Study                  | 198,193             |                      |                      |                    |                  | 198,193             |
| <b>Total Student Services</b>               | <b>198,193</b>      |                      |                      |                    |                  | <b>198,193</b>      |
| Scholarships and Fellowships                |                     |                      |                      |                    |                  |                     |
| Restricted Scholarships                     | 1,638               | 250                  | 484,454              | (194)              | 2,170            | 488,318             |
| Foundation Scholarships                     | 8,682               | 641                  | 1,560,152            |                    |                  | 1,569,475           |
| Athletic Scholarships                       |                     | 379                  | 648,655              |                    |                  | 649,034             |
| Federal College Work Study                  | 245,379             | 4                    |                      |                    |                  | 245,383             |
| SEOG Program                                |                     |                      | 548,741              |                    |                  | 548,741             |
| SSiG Program                                |                     |                      | 90,873               |                    |                  | 90,873              |
| Pell Grant Program                          |                     |                      | 6,875,691            |                    |                  | 6,875,691           |
| Payroll Accruals                            |                     | 523                  |                      |                    |                  | 523                 |
| <b>Total Scholarships &amp; Fellowships</b> | <b>255,699</b>      | <b>1,797</b>         | <b>10,208,566</b>    | <b>(194)</b>       | <b>2,170</b>     | <b>10,468,038</b>   |
| Institutional Support                       |                     |                      |                      |                    |                  |                     |
| STIP Transactions                           |                     |                      |                      |                    | 11,024           | 11,024              |
| STIP Transactions Non-Grant                 |                     |                      |                      |                    | 23,263           | 23,263              |
| Federal College Work Study                  | 31,333              |                      |                      |                    |                  | 31,333              |
| <b>Total Institutional Support</b>          | <b>31,333</b>       |                      |                      |                    | <b>34,287</b>    | <b>65,620</b>       |
| Plant Operation                             |                     |                      |                      |                    |                  |                     |
| Federal College Work Study                  | 76,885              |                      |                      |                    |                  | 76,885              |
| <b>Total Plant Operation</b>                | <b>76,885</b>       |                      |                      |                    |                  | <b>76,885</b>       |
| Auxiliaries                                 |                     |                      |                      |                    |                  |                     |
| Federal College Work Study                  | 136,026             |                      |                      |                    |                  | 136,026             |
| <b>Total Auxiliaries</b>                    | <b>136,026</b>      |                      |                      |                    |                  | <b>136,026</b>      |
| <b>Total Current Fund Expenditures</b>      | <b>\$15,263,080</b> | <b>\$2,712,158</b>   | <b>\$21,045,919</b>  | <b>\$1,430,553</b> | <b>\$76,004</b>  | <b>\$40,527,714</b> |

## CURRENT RESTRICTED FUNDS

Combined Statement of Revenue, Expenditures and Changes in Fund Balance  
For Fiscal Year Ended June 30, 2000

### DEPARTMENT OF HEALTH & HUMAN SERVICES

| Index              | Account Name<br>Project Director            | Fund<br>Balance<br>7/1/99 | Prior<br>Year<br>Adjust. | Revenue        | Transfers<br>In (Out) | Salaries<br>& Wages | Employee<br>Benefits | Operating<br>Expend. | Indirect<br>Cost | Capital<br>Expend. | Fund<br>Balance<br>6/30/00 |
|--------------------|---|---------------------------|--------------------------|----------------|-----------------------|---------------------|----------------------|----------------------|------------------|--------------------|----------------------------|
| <b>INSTRUCTION</b> |   |                           |                          |                |                       |                     |                      |                      |                  |                    |                            |
| M24010             | HEALTH CAREERS OPPORTUNITY PGM<br>Morin     | (\$2,779)                 | (\$906)                  | \$83,018       | \$                    | \$33,712            | \$8,361              | \$31,057             | \$6,203          | \$                 | \$0                        |
| M24011             | HEALTH CAREERS OPPORTUNITY PGM<br>Medora    |                           |                          | 50,313         |                       | 45,267              | 15,627               | 15,654               | 6,124            |                    | (32,359)                   |
| M24066             | MT AMER INDIAN PSYCH CAREER<br>Pace         |                           |                          | 113,702        |                       | 67,593              | 15,401               | 30,299               | 9,064            |                    | (8,655)                    |
| M24067             | BEHAVIORAL MENTAL HEALTH TRAINING<br>Haddad |                           |                          | 85,000         |                       | 23,757              | 4,149                | 56,000               | 6,713            |                    | (5,619)                    |
| M24068             | MT AMER INDIAN PSYCH CAREER<br>Haddad       |                           |                          | 31,250         |                       |                     |                      | 29,080               | 2,326            |                    | (156)                      |
| M24151             | CORE PROG INCOME - SERVICE<br>Vogelsberg    | 1,505                     |                          | 600            |                       | 140                 | 52                   | 65                   |                  |                    | 1,848                      |
| M24152             | CORE PROG INCOME - MATERIALS<br>Vogelsberg  | 2,404                     |                          | 5,139          |                       |                     |                      | 4,476                |                  |                    | 3,067                      |
|                    | <b>Total Instruction</b>                    | <b>1,130</b>              | <b>(906)</b>             | <b>369,022</b> |                       | <b>170,469</b>      | <b>43,590</b>        | <b>166,631</b>       | <b>30,430</b>    |                    | <b>(41,874)</b>            |
| <b>RESEARCH</b>    |   |                           |                          |                |                       |                     |                      |                      |                  |                    |                            |
| M24015             | PEPTIDE PROBES/PROTEIN I-FACE<br>Parker     |                           |                          | 22,916         |                       | 8,146               | 1,859                | 6,999                | 6,886            |                    | (974)                      |
| M24020             | NEUROSCIENCE IN MT (IDEA-YR 3)<br>Bridges   |                           |                          | 22,501         |                       |                     |                      | 24,751               |                  |                    | (2,250)                    |
| M24021             | NEUROSCIENCE IN MT (IDEA-YR 3)<br>Lurie     | (896)                     |                          | 25,320         |                       | 6,334               | 1,341                | 17,698               |                  |                    | (949)                      |
| M24022             | NEUROSCIENCE IN MT (IDEA-YR 3)<br>Johnston  | (31)                      |                          | 9,718          |                       | 6,383               | 1,830                | 1,699                |                  |                    | (225)                      |
| M24030             | DNA REPLIC/LYME DISEASE AGENT<br>Samuels    | (6,157)                   |                          | 7,298          |                       |                     |                      | 1,141                |                  |                    | 0                          |
| M24031             | VESICULAR GLUTAMATE TRANSPORT<br>Thompson   |                           |                          | 84,650         |                       | 48,194              | 15,055               | 11,658               | 29,909           | 2,500              | (22,666)                   |
| M24040             | IMMUNGENIC ENVELOPE COMPLEXES<br>Nunberg    | (4,601)                   | (5,911)                  | 78,290         |                       | 25,174              | 8,807                | 12,827               | 20,970           |                    | 0                          |
| M24043             | HIV VACCINE IMMUNOGENS<br>Nunberg           | (66,221)                  |                          | 271,380        |                       | 77,145              | 29,119               | 64,426               | 50,580           | 7,618              | (23,729)                   |



# CURRENT RESTRICTED FUNDS

Combined Statement of Revenue, Expenditures and Changes in Fund Balance  
For Fiscal Year Ended June 30, 2000

## DEPARTMENT OF HEALTH & HUMAN SERVICES

4.06

| Index  | Account Name<br>Project Director             | Fund<br>Balance<br>7/1/99 | Prior<br>Year<br>Adjust. | Revenue | Transfers<br>In (Out) | Salaries<br>& Wages | Employee<br>Benefits | Operating<br>Expend. | Indirect<br>Cost | Capital<br>Expend. | Fund<br>Balance<br>6/30/00 |
|--------|--|---------------------------|--------------------------|---------|-----------------------|---------------------|----------------------|----------------------|------------------|--------------------|----------------------------|
| M24044 | HIV VACCINE IMMUNOGENS<br>Nunberg            |                           |                          | 35,642  |                       |                     |                      | 2,758                | 1,117            | 31,767             | 0                          |
| M24047 | CLADE A HIV-1 BIOLOGY<br>Poss                | (40,533)                  |                          | 156,341 |                       | 32,778              | 10,297               | 45,378               | 27,355           |                    | 0                          |
| M24048 | CLADE A HIV-1 BIOLOGY<br>Poss                |                           |                          | 96,006  |                       | 43,210              | 14,548               | 27,421               | 34,498           |                    | (23,671)                   |
| M24050 | PROBING RIBOSOMAL FUNCTION<br>Hill           | (8)                       |                          |         |                       |                     |                      | (8)                  |                  |                    | 0                          |
| M24051 | PROBING RIBOSOMAL FUNCTION<br>Hill           | (9,292)                   |                          | 217,235 |                       | 106,175             | 18,991               | 38,209               | 46,398           |                    | (1,830)                    |
| M24052 | PROBING RIBOSOMAL FUNCTION<br>Lodmell        |                           |                          | 58,606  |                       | 46,234              | 8,302                | 17,738               | 29,271           |                    | (42,939)                   |
| M24057 | EXCITATORY AMINO ACID TRANS<br>Bridges       | (2,568)                   | (185)                    | 19,088  |                       | 1,111               | 30                   | 15,436               |                  |                    | (242)                      |
| M24058 | EXCITATORY AMINO ACID TRANS<br>Bridges       |                           |                          | 152,938 |                       | 87,105              | 13,981               | 47,056               | 38,065           |                    | (33,269)                   |
| M24059 | EXCITATORY AMINO ACID TRANS<br>Bridges       |                           |                          | 25,000  |                       |                     |                      |                      |                  | 25,000             | 0                          |
| M24061 | BACTERIOPHAGE FROM BARTONELLA<br>Minnick     |                           |                          | 58,442  |                       | 34,317              | 4,673                | 6,706                | 17,650           |                    | (4,904)                    |
| M24075 | HIV-2 GENOMIC RNA STRUCTURE<br>Lodmell       |                           |                          | 33,112  |                       | 9,459               | 1,686                | 14,947               | 10,567           | 23,059             | (26,606)                   |
| M24080 | HIV PHENOTYPES/UTILIZE FUSIN<br>Nunberg      |                           |                          | 3,776   |                       | 900                 | 366                  | 2,118                | 392              |                    | 0                          |
| M24081 | IMMUNOGENIC ENVELOPE COMPLEXES<br>Nunberg    |                           |                          | 132,417 |                       | 57,190              | 18,460               | 29,833               | 42,720           |                    | (15,786)                   |
| M24084 | ANTITUMOR QUINONES STUDIES<br>Beall          |                           |                          | 26,793  |                       | 14,637              | 2,325                | 4,631                | 8,745            |                    | (3,545)                    |
| M24085 | ANTITUMOR QUINONES STUDIES<br>Beall          |                           |                          | 96      |                       |                     |                      | 68                   | 28               |                    | 0                          |
| M24090 | BRIDGE AMER INDIANS - RESEARCH<br>Bilderback | (2,395)                   |                          | 61,374  |                       | 60,846              | 10,271               | 10,117               | 6,499            |                    | (28,754)                   |
| M24110 | PEPTIDE PROBES/PROTEIN I-FACE<br>Parker      | (463)                     |                          | 3,225   |                       | 870                 | 71                   | 1,441                | 380              |                    | 0                          |



## CURRENT RESTRICTED FUNDS

Combined Statement of Revenue, Expenditures and Changes in Fund Balance  
For Fiscal Year Ended June 30, 2000

### DEPARTMENT OF HEALTH & HUMAN SERVICES

| Index | Account Name<br>Project Director                   | Fund<br>Balance<br>7/1/99 | Prior<br>Year<br>Adjust. | Revenue          | Transfers<br>In (Out) | Salaries<br>& Wages | Employee<br>Benefits | Operating<br>Expend. | Indirect<br>Cost | Capital<br>Expend. | Fund<br>Balance<br>6/30/00 |
|-------|--|---------------------------|--------------------------|------------------|-----------------------|---------------------|----------------------|----------------------|------------------|--------------------|----------------------------|
|       | M24112 GLUTAMATE TRANSPORTERS/SPINE<br>Queen       | (469)                     |                          | 14,733           |                       | 5,643               | 1,215                | 3,294                | 4,112            |                    | 0                          |
|       | M24115 PTP1C INCREASES IN BRAINSTEM<br>Lurie       | (1,763)                   | (1,190)                  | 57,591           |                       | 27,804              | 8,264                | 6,784                | 11,786           |                    | 0                          |
|       | M24116 PTP1C INCREASES IN BRAINSTEM<br>Lurie       |                           |                          | 33,309           |                       | 24,014              | 5,561                | 5,959                | 10,180           |                    | (12,405)                   |
|       | M24117 PTP1C INCREASES IN BRAINSTEM<br>Lurie       |                           |                          | 909              |                       |                     |                      | 2,464                |                  |                    | (1,555)                    |
|       | M24121 HEALTH PROMOTION FOR DISABLED<br>Seekins    |                           |                          | 137,301          |                       | 72,855              | 24,175               | 17,468               | 31,838           |                    | (9,035)                    |
|       | M24131 HEALTH PROMOTION FOR DISABLED<br>Seekins    |                           |                          | 212,494          |                       | 65,049              | 24,864               | 105,100              | 28,426           |                    | (10,945)                   |
|       | M24160 OXIDATIVE MECHANISMS<br>Sugden              |                           | (5,385)                  | 114,454          |                       | 50,309              | 10,435               | 30,931               | 39,309           | 8,000              | (29,915)                   |
|       | M24162 BIO-ENGINEERING/MDR CANCERS<br>Priestley    |                           |                          | 35,960           |                       | 2,650               | 181                  | 25,521               | 11,483           |                    | (3,875)                    |
|       | M24163 VACCINE: GONOCOCCAL OMP85<br>Judd           |                           |                          | 7,532            |                       | 6,882               | 1,541                | 1,037                | 3,831            | 1,358              | (7,117)                    |
|       | M24180 FGF IN CARDIOVASCULAR DISEASE<br>Coffin     | (37,518)                  | (2,047)                  | 170,783          |                       | 49,525              | 13,963               | 42,246               | 44,836           |                    | (19,352)                   |
|       | <b>Total Research</b>                              | <b>(172,915)</b>          | <b>(14,718)</b>          | <b>2,387,230</b> |                       | <b>970,939</b>      | <b>252,211</b>       | <b>645,852</b>       | <b>557,831</b>   | <b>99,302</b>      | <b>(326,538)</b>           |
|       | <b>PUBLIC SERVICE</b>                              |                           |                          |                  |                       |                     |                      |                      |                  |                    |                            |
|       | M24001 MT RURAL MENTAL HEALTH EMPLOY<br>Griffin    | (2,338)                   |                          | 69,259           |                       | 20,245              | 9,174                | 29,433               | 8,847            |                    | (778)                      |
|       | M24002 RURAL HEALTH OUTREACH GRNT PRG<br>Raveslout | (29,556)                  | (8,812)                  | 151,929          |                       | 21,219              | 6,102                | 77,175               | 9,065            |                    | 0                          |
|       | M24003 RURAL HEALTH OUTREACH GRNT PRG<br>Raveslout |                           |                          | 84,441           |                       | 40,215              | 15,750               | 29,467               | 6,835            |                    | (7,826)                    |
|       | M24004 PROGRAM INCOME<br>Raveslout                 |                           |                          | 2,627            |                       |                     |                      | 133                  | 13               |                    | 2,481                      |
|       | M24120 HEALTH PROMOTION FOR DISABLED<br>Seekins    | (3,819)                   | (1,012)                  | 73,550           |                       | 31,586              | 12,138               | 11,192               | 13,803           |                    | 0                          |
|       | M24130 HEALTH PROMOTION FOR DISABLED               | (6,586)                   | (3,010)                  | 66,226           |                       | 4,955               | 4,242                | 45,267               | 2,166            |                    | 0                          |

# CURRENT RESTRICTED FUNDS

Combined Statement of Revenue, Expenditures and Changes in Fund Balance  
For Fiscal Year Ended June 30, 2000

## DEPARTMENT OF HEALTH & HUMAN SERVICES

| Index  | Account Name<br>Project Director                           | Fund<br>Balance<br>7/1/99 | Prior<br>Year<br>Adjust. | Revenue            | Transfers<br>In (Out) | Salaries<br>& Wages | Employee<br>Benefits | Operating<br>Expend. | Indirect<br>Cost | Capital<br>Expend. | Fund<br>Balance<br>6/30/00 |
|--------|--|---------------------------|--------------------------|--------------------|-----------------------|---------------------|----------------------|----------------------|------------------|--------------------|----------------------------|
|        | Seekins  |                           |                          |                    |                       |                     |                      |                      |                  |                    |                            |
| M24140 | UNIV-AFF PROG TRAINING INIT<br>Griffin                     | (2,880)                   | (731)                    | 4,223              |                       | (25)                | 429                  | 208                  |                  |                    | 0                          |
| M24141 | UNIV-AFF PROG TRAINING INIT<br>Griffin                     |                           |                          | 75,427             |                       | 46,570              | 18,371               | 13,738               |                  |                    | (3,252)                    |
| M24150 | MUARID - CORE GRANT, YEAR 1<br>Vogelsberg                  | (20,002)                  |                          | 22,719             |                       | 1,239               | 1,454                | 24                   |                  |                    | 0                          |
| M24153 | MUARID - CORE GRANT, YEAR 1<br>Vogelsberg                  |                           |                          | 208,679            |                       | 140,146             | 49,403               | 31,265               |                  |                    | (12,135)                   |
|        | <b>Total Public Service</b>                                | <b>(65,181)</b>           | <b>(13,565)</b>          | <b>759,080</b>     |                       | <b>306,150</b>      | <b>117,063</b>       | <b>237,902</b>       | <b>40,729</b>    |                    | <b>(21,510)</b>            |
|        | <b>MISCELLANEOUS</b>                                       |                           |                          |                    |                       |                     |                      |                      |                  |                    |                            |
| M24297 | HHS GAAP - INSTRUCTION<br>Weer                             |                           |                          | (42,652)           |                       |                     | (12,222)             |                      | (30,430)         |                    | 0                          |
| M24298 | HHS GAAP - RESEARCH<br>Weer                                | 240,875                   |                          | (473,603)          |                       |                     | (72,214)             |                      | (557,831)        |                    | 397,317                    |
| M24299 | HHS GAAP - PUBLIC SERVICE<br>Weer                          |                           |                          | (78,029)           |                       |                     | (37,300)             |                      | (40,729)         |                    | 0                          |
|        | <b>Total Miscellaneous</b>                                 | <b>240,875</b>            |                          | <b>(594,284)</b>   |                       |                     | <b>(121,736)</b>     |                      | <b>(628,990)</b> |                    | <b>397,317</b>             |
|        | <b>TOTAL DEPARTMENT OF<br/>HEALTH &amp; HUMAN SERVICES</b> | <b>\$3,909</b>            | <b>(\$29,189)</b>        | <b>\$2,921,048</b> |                       | <b>\$1,447,558</b>  | <b>\$291,128</b>     | <b>\$1,050,385</b>   | <b>\$0</b>       | <b>\$99,302</b>    | <b>\$7,395</b>             |

# For Fiscal Year Ended June 30, 2000

## Combined Statement of Revenue, Expenditures and Changes in Fund Balance For Fiscal Year Ended June 30, 2000

### DEPARTMENT OF AGRICULTURE

| Index              | Account Name<br>Project Director          | Fund<br>Balance<br>7/1/99 | Prior<br>Year<br>Adjust. | Revenue        | Transfers<br>In (Out) | Salaries<br>& Wages | Employee<br>Benefits | Operating<br>Expend. | Indirect<br>Cost | Capital<br>Expend. | Fund<br>Balance<br>6/30/00 |
|--------------------|---|---------------------------|--------------------------|----------------|-----------------------|---------------------|----------------------|----------------------|------------------|--------------------|----------------------------|
| <b>INSTRUCTION</b> |   |                           |                          |                |                       |                     |                      |                      |                  |                    |                            |
| M24526             | MONTANA RURAL DEVELOPMENT<br>Vuckovich    | (\$35,472)                | \$                       | \$110,353      | \$                    | \$60,087            | \$20,620             | \$31,076             | \$               | \$20               | (\$36,922)                 |
| M24531             | MONTANA RURAL DEVELOPMENT<br>Vuckovich    | 12,014                    |                          |                |                       |                     |                      | 4,978                |                  | 1,035              | 6,001                      |
| M24582             | TRADITIONAL/NEW LANDOWNERS<br>Patterson   |                           |                          | 15,064         |                       | 13,174              | 33                   | 3,231                | 1,315            |                    | (2,689)                    |
| M24587             | FS TRIBAL SOVEREIGNTY ISSUES<br>Smith     | 6,282                     |                          | 75             |                       | 2,305               | 228                  | 3,349                | 475              |                    | 0                          |
|                    | <b>Total Instruction</b>                  | <b>(17,176)</b>           |                          | <b>125,492</b> |                       | <b>75,566</b>       | <b>20,881</b>        | <b>42,634</b>        | <b>1,790</b>     | <b>1,055</b>       | <b>(33,610)</b>            |
| <b>RESEARCH</b>    |   |                           |                          |                |                       |                     |                      |                      |                  |                    |                            |
| M24301             | W MT ECOSYSTEM MGMT LEARN CTR<br>Pfister  | (3,025)                   |                          | 3,025          |                       |                     |                      |                      |                  |                    | 0                          |
| M24306             | ARIZONA FOREST INDUSTRY UPDATE<br>Keegan  | (8,777)                   |                          | 8,777          |                       |                     |                      |                      |                  |                    | 0                          |
| M24307             | ARIZONA/NEW MEXICO LOGGING<br>Keegan      | (9,146)                   |                          | 19,698         |                       | 8,648               | 3,178                |                      |                  |                    | (1,274)                    |
| M24308             | MONTANA FOREST INDUSTRY STUDY<br>Keegan   | (9,179)                   |                          | 42,030         |                       | 25,165              | 4,835                | 2,130                |                  |                    | 721                        |
| M24309             | PACIFIC RESOURCE INVENTORY<br>Keegan      |                           |                          | 35,212         |                       | 29,749              | 9,531                | 1,041                |                  |                    | (5,109)                    |
| M24311             | NEW MEXICO FOREST INDUSTRY<br>Keegan      | (4,471)                   |                          | 5,100          |                       | 493                 | 131                  | 5                    |                  |                    | 0                          |
| M24316             | BURNED FORESTS/AVIAN PRODUCT<br>Martin    | (5,523)                   |                          | 5,362          |                       | (149)               | (12)                 |                      |                  |                    | 0                          |
| M24317             | BURNED FORESTS/AVIAN PRODUCT<br>Martin    | (9,241)                   | (597)                    | 18,232         |                       | 10,275              | 1,024                | 312                  |                  |                    | (3,217)                    |
| M24318             | BURNED FORESTS/AVIAN PRODUCT<br>Martin    |                           |                          | 10,009         |                       | 10,152              | 1,201                |                      |                  |                    | (1,344)                    |
| M24321             | FIRE SUPPRESSION & RISK<br>Alaback        | (8,535)                   |                          | 9,600          |                       | 570                 | 522                  | (27)                 |                  |                    | 0                          |
| M24322             | TEST WILDLAND FIRE RISKS MODEL<br>Alaback |                           |                          | 28,560         |                       | 22,274              | 8,148                | 356                  |                  |                    | (2,218)                    |



# For Fiscal Year Ended June 30, 2000

## Combined Statement of Revenue, Expenditures and Changes in Fund Balance

For Fiscal Year Ended June 30, 2000

### DEPARTMENT OF AGRICULTURE

| Index  | Account Name<br>Project Director            | Fund<br>Balance<br>7/1/99 | Prior<br>Year<br>Adjust. | Revenue | Transfers<br>In (Out) | Salaries<br>& Wages | Employee<br>Benefits | Operating<br>Expend. | Indirect<br>Cost | Capital<br>Expend. | Fund<br>Balance<br>6/30/00 |
|--------|---|---------------------------|--------------------------|---------|-----------------------|---------------------|----------------------|----------------------|------------------|--------------------|----------------------------|
| M24323 | LANDSCAPE SCALE INTERACTIONS<br>Alaback     |                           |                          | 22,633  |                       | 13,026              | 4,672                | 3,583                | 8,618            |                    | (7,266)                    |
| M24324 | REDUCE FIRE HAZARD/TREATMENTS<br>Alaback    |                           |                          | 19,761  |                       | 24,822              | 8,119                | 3,197                |                  |                    | (16,377)                   |
| M24326 | FIRE EXCLUSION EFFECTS ON PINE<br>Deluca    | (720)                     |                          | 7,678   |                       | 4,164               | 493                  | 2,348                |                  |                    | (47)                       |
| M24327 | FLATHEAD HEADWATER WATER QUAL<br>Craft      |                           |                          | 13,991  |                       | 6,012               | 2,596                | 7,266                | 3,175            |                    | (5,058)                    |
| M24328 | WESTSLOPE CUT TROUT GENETICS<br>Allendorf   |                           |                          | 3,308   |                       | 4,297               | 629                  | 2,324                | 2,937            |                    | (6,879)                    |
| M24329 | COLVILLE NF TROUT POPULATIONS<br>Allendorf  | (7,081)                   |                          | 5,890   |                       | 605                 | 238                  | 700                  | 625              |                    | (3,359)                    |
| M24330 | BEAVERHEAD NF TROUT GENETICS<br>Allendorf   |                           |                          | 7,160   |                       | 1,588               | 619                  | 4,810                | 2,842            |                    | (2,699)                    |
| M24331 | LYNX ECOLOGY<br>Pietscher                   | (3,870)                   |                          | 39,152  |                       | 32,731              | 12,494               | 402                  |                  |                    | (10,345)                   |
| M24332 | COEUR D'ALENE CUTTHROAT TROUT<br>Allendorf  |                           |                          |         |                       | 407                 | 3                    | 484                  | 362              |                    | (1,256)                    |
| M24333 | BIOMASS OF ARBOREAL LICHENS<br>Marcum       | (121)                     |                          | 121     |                       |                     |                      |                      |                  |                    | 0                          |
| M24334 | PAYETTE NF BULL TROUT GENETICS<br>Allendorf |                           |                          | 3,510   |                       |                     |                      | 200                  | 81               |                    | 3,229                      |
| M24336 | NUTRIFYING BACTERIAL POP/GSELL<br>Gsell     | (6,418)                   |                          | 12,816  |                       | 2,038               | 1,446                | 2,914                |                  |                    | 0                          |
| M24341 | W MT ECOSYSTEM DIVERSITY FRAME<br>Pfister   | (3,383)                   |                          | 3,383   |                       |                     |                      |                      |                  |                    | 0                          |
| M24342 | W MT ECOSYSTEM MGMT LEARN CTR<br>Pfister    |                           |                          | 10,233  |                       | 8,142               | 3,055                | 1,314                | 3,558            |                    | (5,836)                    |
| M24343 | W MT ECOSYSTEM DIVERSITY FRAME<br>Pfister   |                           |                          | 11,506  |                       | 11,293              | 3,894                | 77                   |                  |                    | (3,758)                    |
| M24346 | PINE/FIR: STAND WATER CYCLES<br>Sala        | (637)                     |                          | 4,862   |                       | 2,495               | 167                  | 1,180                | 538              |                    | (155)                      |
| M24351 | FIREFIGHTER FATALITIES & TRAPS<br>Wakimoto  | (5,599)                   |                          | 3,654   |                       | (1,586)             | (327)                |                      | (32)             |                    | 0                          |



**For Fiscal Year Ended June 30, 2000**

**Combined Statement of Revenue, Expenditures and Changes in Fund Balance**

For Fiscal Year Ended June 30, 2000

**DEPARTMENT OF AGRICULTURE**

| Index | Account Name<br>Project Director                  | Fund<br>Balance<br>7/1/99 | Prior<br>Year<br>Adjust. | Revenue | Transfers<br>In (Out) | Salaries<br>& Wages | Employee<br>Benefits | Operating<br>Expend. | Indirect<br>Cost | Capital<br>Expend. | Fund<br>Balance<br>6/30/00 |
|-------|---|---------------------------|--------------------------|---------|-----------------------|---------------------|----------------------|----------------------|------------------|--------------------|----------------------------|
|       | M24356 LIMITS TO LOW-IMPACT BEHAVIORS<br>Borrie   | (4,284)                   |                          |         |                       |                     | 77                   |                      |                  |                    | (4,361)                    |
|       | M24357 MARKETING RECREATION FEES<br>Borrie        |                           |                          | 66,269  |                       | 46,206              | 10,715               | 23,522               |                  |                    | (14,174)                   |
|       | M24358 EDUCATION OF ROCK CLIMBERS<br>Borrie       |                           |                          | 3,759   |                       | 10,925              | 964                  | 3,616                |                  |                    | (11,746)                   |
|       | M24361 RED-BACKED VOLES: ECOSYSTEM<br>Mills       | (4,073)                   | 982                      | 26,750  |                       | 4,872               | 1,859                | 14,317               | 2,809            |                    | (198)                      |
|       | M24371 MUTI-SCALED ECOL ASSESSMENTS<br>Redmond    | (6,468)                   |                          | 6,429   |                       |                     | (57)                 | 21                   | (3)              |                    | 0                          |
|       | M24372 DIGITAL LAND COVER MAP<br>Redmond          |                           |                          | 5,800   |                       | 2,653               | 1,067                | 483                  | 1,597            |                    | 0                          |
|       | M24373 SHEYENNE NATIONAL GRASSLANDS<br>Redmond    |                           |                          | 1,934   |                       | 6,198               | 16                   |                      | 2,361            |                    | (6,641)                    |
|       | M24376 DWARF MISTLETOE OF FIR & LARCH<br>Callaway | (2,919)                   |                          | 10,824  |                       | 5,295               | 1,092                | 443                  | 971              |                    | 104                        |
|       | M24377 PHYSIOLOGICAL RES/PONDEROSA<br>Sala        |                           |                          | 21,804  |                       | 17,260              | 2,571                | 10,549               |                  |                    | (8,576)                    |
|       | M24381 STRESS ON DWARF MISTLETOE<br>Callaway      | (9,746)                   |                          | 39,760  |                       | 15,322              | 2,833                | 12,364               | 4,273            |                    | (4,778)                    |
|       | M24386 ECOSYSTEM TREATMENT EFFECTS<br>Fielder     | (5,029)                   |                          | 10,621  |                       | 2,556               | 601                  | 2,435                |                  |                    | 0                          |
|       | M24387 SURROGATE STUDY @ LUBRECHT FOR<br>Fiedler  |                           |                          |         |                       | 1,231               | 100                  |                      |                  |                    | (1,331)                    |
|       | M24390 CONSERVATION GENETICS METHODS<br>Mills     |                           |                          | 19,577  |                       | 17,539              | 7,005                | 273                  |                  |                    | (5,240)                    |
|       | M24391 GENETIC SAMPLES/LYNX ESTIMATES<br>Mills    | (1,009)                   |                          | 2,233   |                       | 2,084               | 187                  | 3,577                |                  |                    | (4,624)                    |
|       | M24392 RESEARCH/EDUC ASSISTANT PROG<br>Mills      |                           |                          | 5,941   |                       |                     |                      | 5,405                | 536              |                    | 0                          |
|       | M24394 PONDEROSA PINE SNAGS/FIRE HIST<br>Alaback  | (2,137)                   |                          | 2,137   |                       |                     |                      |                      |                  |                    | 0                          |
|       | M24396 BLOWDOWN: AQUARIUS RESRCH AREA<br>Alaback  | (812)                     |                          | 2,033   |                       |                     |                      | 1,221                |                  |                    | 0                          |

# For Fiscal Year Ended June 30, 2000

## Combined Statement of Revenue, Expenditures and Changes in Fund Balance

For Fiscal Year Ended June 30, 2000

### DEPARTMENT OF AGRICULTURE

| Index | Account Name<br>Project Director                   | Fund<br>Balance<br>7/1/99 | Prior<br>Year<br>Adjust. | Revenue | Transfers<br>In (Out) | Salaries<br>& Wages | Employee<br>Benefits | Operating<br>Expend. | Indirect<br>Cost | Capital<br>Expend. | Fund<br>Balance<br>6/30/00 |
|-------|--|---------------------------|--------------------------|---------|-----------------------|---------------------|----------------------|----------------------|------------------|--------------------|----------------------------|
|       | M24401 FOREST CARNIVORE ECOLOGY STUDY<br>Pletscher | (3,600)                   |                          | 3,600   |                       | 1,204               | 755                  | 207                  |                  |                    | (2,166)                    |
|       | M24404 ALTERNATIVES TO CLEARCUTTING<br>Burchfield  | (1,347)                   |                          | 5,577   |                       | 7,697               | 26                   | 258                  |                  |                    | (3,751)                    |
|       | M24406 SALVAGE LOGGING EFFECTS ON ELK<br>Thomas    | (1,084)                   |                          | 15,895  |                       | 15,938              | 176                  | 5,441                |                  |                    | (6,744)                    |
|       | M24407 ECOLOGICAL INTEGRITY<br>Thomas              |                           |                          | 8,500   |                       | 8,552               | 664                  | 778                  |                  |                    | (1,494)                    |
|       | M24411 RIPARIAN/AVIAN POPULATIONS<br>Martin        | (6,186)                   | (770)                    |         |                       | 134                 | 11                   |                      |                  |                    | (7,101)                    |
|       | M24416 ECOSYSTEM DISTURBANCE MODEL<br>Milner       | 420                       | (6,706)                  | 27,622  |                       | 24,616              | 6,088                | 4,317                |                  |                    | (13,685)                   |
|       | M24421 APPLY RSF TO GRIZZLY HABITAT<br>Servheen    | 30                        |                          |         | (30)                  |                     |                      |                      |                  |                    | 0                          |
|       | M24426 RIPARIAN FOREST RESTORATION<br>Hansen       | 1,439                     |                          |         | (1)                   | 1,438               | 494                  | (494)                |                  |                    | 0                          |
|       | M24431 BIRD/ELK IN HERBICIDE GRASS<br>Rice         | (2,349)                   |                          | 9,354   |                       | 5,672               | 716                  | 617                  |                  |                    | 0                          |
|       | M24432 SITE: MONITOR NOXIOUS WEED<br>Rice          |                           |                          |         |                       | 15,621              | 4,005                | 1,244                | 3,130            |                    | (24,000)                   |
|       | M24433 WEEDS: LOLO/BITTERROOT FORESTS<br>Rice      |                           |                          |         |                       | 4,177               | 784                  | 252                  | 782              |                    | (5,995)                    |
|       | M24434 NATIVE PLANT WITH WEED CONTROL<br>Marler    |                           |                          | 2,441   |                       | 2,878               | 473                  | 255                  |                  |                    | (1,165)                    |
|       | M24436 ROCK CREEK, MT BULL TROUT<br>Frissell       | (3,625)                   | 792                      | 9,924   |                       | 6,500               | 16                   | 575                  |                  |                    | 0                          |
|       | M24437 ROCK CREEK, MT BULL TROUT<br>Frissell       |                           |                          | 8,445   |                       | 10,117              | 717                  | 539                  |                  |                    | (2,928)                    |
|       | M24441 SATELLITE FIRE DETECTION<br>Queen           | (6,611)                   |                          | 5,389   |                       |                     |                      | 28                   |                  |                    | (1,250)                    |
|       | M24442 META-WEB SITE FOR GIS<br>Queen              |                           |                          |         |                       | 2,346               | 6                    | 545                  |                  |                    | (2,897)                    |
|       | M24443 LIDAR FOR MAPPING FUEL<br>Queen             |                           |                          | 4,872   |                       | 16,971              | 1,629                |                      |                  |                    | (13,728)                   |

# For Fiscal Year Ended June 30, 2000

## Combined Statement of Revenue, Expenditures and Changes in Fund Balance

For Fiscal Year Ended June 30, 2000

### DEPARTMENT OF AGRICULTURE

413

| Index  | Account Name<br>Project Director             | Fund<br>Balance<br>7/1/99 | Prior<br>Year<br>Adjust. | Revenue | Transfers<br>In (Out) | Salaries<br>& Wages | Employee<br>Benefits | Operating<br>Expend. | Indirect<br>Cost | Capital<br>Expend. | Fund<br>Balance<br>6/30/00 |
|--------|--|---------------------------|--------------------------|---------|-----------------------|---------------------|----------------------|----------------------|------------------|--------------------|----------------------------|
| M24446 | BEARTOOTH TROUT & AMPHIBIANS<br>Frissell     | (1,427)                   |                          | 4,623   |                       | 1,877               | 79                   | 1,240                |                  |                    | 0                          |
| M24451 | DATA: ECOLOGICAL ASSESSMENTS<br>Frissell     | (6,044)                   | (792)                    | 17,399  |                       | 4,543               | 1,253                | 1,899                | 849              |                    | 2,019                      |
| M24452 | FISH DISTRIBUTIONS/PERSISTENCE<br>Frissell   |                           |                          | 8,367   |                       | 8,922               | 2,719                | 1,949                |                  |                    | (5,223)                    |
| M24456 | DATA: ECOLOGICAL ASSESSMENTS<br>Donahue      | (9,028)                   |                          | 9,512   |                       |                     |                      | 440                  | 44               |                    | 0                          |
| M24461 | DATA: ECOLOGICAL ASSESSMENTS<br>Redmond      | (39,526)                  |                          | 369,177 |                       | 217,616             | 71,340               | 26,537               | 31,550           |                    | (17,392)                   |
| M24466 | FOREST CARNIVORE/FRAG-FOREST 2<br>Foresman   | (10,695)                  |                          | 15,875  |                       | 4,600               | 170                  | 3,545                |                  |                    | (3,135)                    |
| M24472 | INTEGRATED FUELS TREATMENT<br>Hesseln        |                           |                          | 21,909  |                       | 22,997              | 1,920                | 14,974               |                  |                    | (17,982)                   |
| M24476 | LANDSCAPE VARIABILITY RANGE<br>Pfister       |                           |                          | 5,835   |                       | 4,292               | 1,543                |                      |                  |                    | 0                          |
| M24481 | KNAPWEED/ARTHROPOD COMMUNITIES<br>Six        |                           |                          | 14,535  |                       | 16,629              | 1,205                | 1,200                |                  |                    | (4,499)                    |
| M24482 | BARK BEETLE RISK WHITEBRK PINE<br>Six        |                           |                          |         |                       | 1,631               | 133                  |                      |                  |                    | (1,764)                    |
| M24486 | DIALOGUE/BITTERROOT ECOSYSTEMS<br>Burchfield | (1,439)                   |                          | 3,990   |                       | 1,345               | 4                    | 1,202                |                  |                    | 0                          |
| M24488 | SOCIAL ACCEPTABILITY OF FUEL<br>Burchfield   |                           |                          | 23,945  |                       | 24,497              | 7,061                | 78                   | 3,164            |                    | (10,855)                   |
| M24491 | LANDBIRD MONITORING PROGRAM<br>Hutto         | (63,740)                  |                          | 50,390  |                       | 40,467              | 15,687               | 6,006                | 9,324            |                    | (84,834)                   |
| M24492 | PARASITIC COWBIRDS MONITORING<br>Greene      | (470)                     |                          |         |                       |                     | 74                   | 2,470                | 382              |                    | (3,396)                    |
| M24499 | ATMOSPHERE IN BIOMASS FIRES<br>Field         | (327)                     |                          |         |                       |                     |                      |                      |                  |                    | (327)                      |
| M24500 | HALOGEN FROM BIOMASS FIRES<br>Field          | (1,541)                   |                          | 1,541   |                       |                     |                      |                      |                  |                    | 0                          |
| M24501 | DIFRUCTOSE FORMATION KINETICS<br>Field       | (2,589)                   |                          | 3,257   |                       |                     |                      | 586                  | 82               |                    | 0                          |

# For Fiscal Year Ended June 30, 2000

## Combined Statement of Revenue, Expenditures and Changes in Fund Balance

For Fiscal Year Ended June 30, 2000

### DEPARTMENT OF AGRICULTURE

4.14

| Index  | Account Name<br>Project Director                  | Fund<br>Balance<br>7/1/99 | Prior<br>Year<br>Adjust. | Revenue | Transfers<br>In (Out) | Salaries<br>& Wages | Employee<br>Benefits | Operating<br>Expend. | Indirect<br>Cost | Capital<br>Expend. | Fund<br>Balance<br>6/30/00 |
|--------|---|---------------------------|--------------------------|---------|-----------------------|---------------------|----------------------|----------------------|------------------|--------------------|----------------------------|
| M24506 | FLATHEAD HEADWATER WATER QUAL<br>Ellis            | (2,547)                   | (568)                    | 3,203   |                       | (15)                | 103                  |                      |                  |                    | 0                          |
| M24507 | WATER QUALITY-FLATHEAD NATL<br>Craft              |                           |                          |         |                       |                     |                      | 31                   | 6                |                    | (37)                       |
| M24511 | SPOTTED KNAPWEED IN NW U.S.<br>Rice               | (5,154)                   |                          | 28,102  |                       | 15,668              | 6,414                | 1,805                | 2,389            | 15                 | (3,343)                    |
| M24516 | SNOWSHOE HARE/RD SQUIRREL ECOL<br>Mills           | (12,562)                  |                          | 22,129  |                       | 13,714              | 2,023                | 8,062                |                  |                    | (14,232)                   |
| M24517 | UNDERSTANDING HUMAN POPULATION<br>Miller          |                           |                          |         |                       |                     |                      | 70                   |                  |                    | (70)                       |
| M24521 | PEOPLE-FOREST INTERACTION<br>McCool               | (9,108)                   |                          | 36,877  |                       | 26,779              | 6,006                | 6,645                |                  |                    | (11,661)                   |
| M24522 | PEOPLE-FOREST AMENDMENT<br>McCool                 |                           |                          |         |                       |                     |                      | 631                  |                  |                    | (631)                      |
| M24523 | WILDERNESS SCIENCE CONFERENCE<br>McCool           |                           |                          | 8,000   |                       | 1,681               | 414                  | 5,905                |                  |                    | 0                          |
| M24524 | BITTERROOT SOCIAL SCIENCE<br>McCool               | (3,341)                   |                          | 3,341   |                       |                     |                      |                      |                  |                    | 0                          |
| M24536 | VEGETATIVE MAGIS PATHWAYS<br>Zuuring              | (4,869)                   |                          | 4,869   |                       |                     |                      |                      |                  |                    | 0                          |
| M24537 | MAGIS INTERFACES:GIS<br>Zuuring                   | (4,994)                   |                          | 30,948  |                       | 23,911              | 12,645               | 5                    |                  |                    | (10,607)                   |
| M24538 | SIMPPLLE AND MAGIS RESULTS<br>Zuuring             |                           |                          |         |                       | 3,650               | 1,815                |                      |                  |                    | (5,465)                    |
| M24539 | TEST VEGETATIVE CHANGE MODELS<br>Barrett          | (3,197)                   |                          | 3,197   |                       | 2,662               | 573                  | 491                  |                  |                    | (3,726)                    |
| M24541 | SUBALPINE CAMPSITE VEGETATION<br>Zabinski         | (212)                     |                          | 212     |                       |                     |                      |                      |                  |                    | 0                          |
| M24543 | FOREST SUPERVISORS NETWORK<br>Burchfield          | (9,546)                   | (1,062)                  | 19,681  |                       | 4,276               | 1,490                | 3,307                |                  |                    | 0                          |
| M24544 | RECREATION DATA IN PACIFIC NW<br>Burchfield       |                           |                          |         |                       | 9,809               | 3,614                | 597                  | 1,402            |                    | (15,422)                   |
| M24546 | MCINTIRE STENNIS 1998-99<br>Brown (324546-324561) | (95,558)                  | (5,730)                  | 262,735 |                       | 108,130             | 22,252               | 31,065               |                  |                    | 0                          |



# For Fiscal Year Ended June 30, 2000

## Combined Statement of Revenue, Expenditures and Changes in Fund Balance

For Fiscal Year Ended June 30, 2000

### DEPARTMENT OF AGRICULTURE

| Index | Account Name<br>Project Director                           | Fund<br>Balance<br>7/1/99 | Prior<br>Year<br>Adjust. | Revenue | Transfers<br>In (Out) | Salaries<br>& Wages | Employee<br>Benefits | Operating<br>Expend. | Indirect<br>Cost | Capital<br>Expend. | Fund<br>Balance<br>6/30/00 |
|-------|--|---------------------------|--------------------------|---------|-----------------------|---------------------|----------------------|----------------------|------------------|--------------------|----------------------------|
|       | M24571 PONDEROSA PINE STRUCTURES<br>O'Hara                 | (5,595)                   |                          | 26,341  |                       | 13,495              | 199                  | 5,989                | 2,756            |                    | (1,693)                    |
|       | M24572 YELLOWSTONE LODGEPOLE PINE<br>Zuuring               |                           |                          | 1,936   |                       | 5,438               | 14                   | 10                   |                  |                    | (3,526)                    |
|       | M24576 ROUTT NF TROUT GENETICS<br>Allendorf                |                           |                          |         |                       | 2,191               | 853                  | 1,925                | 2,012            |                    | (6,981)                    |
|       | M24577 EUREKA RANGER DISTRICT TROUT<br>Allendorf           | (1,089)                   |                          | 5,000   | (459)                 | 1,165               | 453                  | 839                  | 995              |                    | 0                          |
|       | M24578 FIRE EFFECTS ON WILDLIFE<br>Hutto                   | (11,767)                  |                          | 37,499  |                       | 6,654               | 1,303                | 14,422               | 3,133            |                    | 220                        |
|       | M24579 RESIDUAL SMOLDERING COMBUSTION<br>Yokelson          | (8,889)                   |                          | 52,012  |                       | 43,615              | 15,958               | 181                  |                  |                    | (16,631)                   |
|       | M24580 LANDSCAPE METRICS/STATISTICS<br>Zuuring             | (2,619)                   |                          | 11,902  |                       | 7,975               | 3,636                | 670                  |                  |                    | (2,998)                    |
|       | M24581 KOOTENAI TROUT GENETICS<br>Allendorf                |                           |                          | 1,200   |                       |                     |                      | 415                  | 168              |                    | 617                        |
|       | M24584 MANAGING SPOTTED KNAPWEED<br>Six                    | (15,718)                  |                          | 58,074  |                       | 35,251              | 2,452                | 18,539               |                  |                    | (13,886)                   |
|       | M24586 WILDFIRE: NUTR/SED TRANSPOT<br>Ellis                |                           |                          |         |                       | 422                 | 164                  | 1,884                | 494              |                    | (2,964)                    |
|       | M24591 FRANK CHURCH RV JET BOAT USERS<br>Patterson         | (1,566)                   |                          | 1,753   |                       |                     |                      | 187                  |                  |                    | 0                          |
|       | M24600 FIREWORKS EDUCATIONAL TRUNK<br>Camp                 |                           |                          | 2,499   |                       | 2,707               | 187                  |                      |                  |                    | (395)                      |
|       | M24605 SYNTHETIC: D-GLUCARIC ACID<br>Kiely                 |                           |                          | 37,060  |                       |                     |                      | 2,999                | 4,551            | 29,510             | 0                          |
|       | M24606 PHENOLICS FROM LARCH NEEDLES<br>Kiely               |                           |                          | 21,491  |                       | 15,563              | 4,438                | 15                   | 2,802            |                    | (1,327)                    |
|       | M24610 BITTERROOT VALLEY ECONOMY<br>Swanson                |                           |                          | 7,025   | (17)                  | 3,673               | 1,315                |                      | 2,020            |                    | 0                          |
|       | M24611 RIPARIAN-TENDERFOOT WATERSHED<br>Potts              |                           |                          | 3,075   |                       | 10,077              | 667                  | 1,927                |                  |                    | (9,596)                    |
|       | M24615 MCINTIRE STENNIS 1999-2000<br>Brown (324615-324633) |                           |                          | 198,517 |                       | 219,243             | 41,345               | 14,990               |                  |                    | (77,061)                   |

For Fiscal Year Ended June 30, 2000

Combined Statement of Revenue, Expenditures and Changes in Fund Balance

For Fiscal Year Ended June 30, 2000

DEPARTMENT OF AGRICULTURE

| Index  | Account Name<br>Project Director           | Fund<br>Balance<br>7/1/99 | Prior<br>Year<br>Adjust. | Revenue            | Transfers<br>In (Out) | Salaries<br>& Wages | Employee<br>Benefits | Operating<br>Expend. | Indirect<br>Cost | Capital<br>Expend. | Fund<br>Balance<br>6/30/00 |
|--------|--|---------------------------|--------------------------|--------------------|-----------------------|---------------------|----------------------|----------------------|------------------|--------------------|----------------------------|
| M24636 | RURAL WORKERS COOPERATIVES<br>Sperry       |                           |                          | 20,086             |                       | 20,349              | 7,911                | 1,868                | 1,620            |                    | (11,662)                   |
| M24646 | GARNET COOPERATIVE MOOSE STUDY<br>Marcum   |                           |                          | 4,250              |                       | 3,541               | 1,251                |                      |                  |                    | (542)                      |
|        | <b>Total Research</b>                      | <b>(480,273)</b>          | <b>(14,451)</b>          | <b>2,146,122</b>   | <b>(507)</b>          | <b>1,424,253</b>    | <b>354,929</b>       | <b>315,004</b>       | <b>108,903</b>   | <b>29,525</b>      | <b>(581,723)</b>           |
|        | <b>MISCELLANEOUS</b>                       |                           |                          |                    |                       |                     |                      |                      |                  |                    |                            |
| M24797 | USDA GAAP - INSTRUCTION<br>Weer            |                           |                          | (111,907)          |                       |                     | (110,117)            |                      | (1,790)          |                    | 0                          |
| M24798 | USDA GAAP - RESEARCH<br>Weer               | 552,546                   |                          | (40,744)           |                       |                     | (7,540)              |                      | (108,903)        |                    | 628,245                    |
|        | <b>Total Miscellaneous</b>                 | <b>552,546</b>            |                          | <b>(152,651)</b>   |                       |                     | <b>(117,657)</b>     |                      | <b>(110,693)</b> |                    | <b>628,245</b>             |
|        | <b>TOTAL DEPARTMENT OF<br/>AGRICULTURE</b> | <b>\$55,097</b>           | <b>(\$14,451)</b>        | <b>\$2,118,963</b> | <b>(\$507)</b>        | <b>\$1,499,819</b>  | <b>\$258,153</b>     | <b>\$357,638</b>     | <b>\$0</b>       | <b>\$30,580</b>    | <b>\$12,912</b>            |

# CURRENT RESTRICTED FUNDS

Combined Statement of Revenue, Expenditures and Changes in Fund Balance  
For Fiscal Year Ended June 30, 2000

## DEPARTMENT OF DEFENSE

| Index                | Account Name<br>Project Director              | Fund<br>Balance<br>7/1/99 | Prior<br>Year<br>Adjust. | Revenue          | Transfers<br>In(Out) | Salaries<br>& Wages | Employee<br>Benefits | Operating<br>Expend. | Indirect<br>Cost | Capital<br>Expend. | Fund<br>Balance<br>6/30/00 |
|----------------------|---|---------------------------|--------------------------|------------------|----------------------|---------------------|----------------------|----------------------|------------------|--------------------|----------------------------|
| <b>RESEARCH</b>      |   |                           |                          |                  |                      |                     |                      |                      |                  |                    |                            |
| M24801               | ENGINEERED BEE COLONIES<br>Bromenshenk        | (\$105,438)               | (\$4,799)                | \$694,430        | \$                   | \$308,060           | \$82,660             | \$126,509            | \$136,561        | \$592              | (\$70,189)                 |
| M24816               | FEMALE OPERATIONS/HORMONE-BONE<br>Ruby        | 3,925                     |                          | (2,385)          |                      |                     |                      | 1,540                |                  |                    | 0                          |
| M24817               | DEFENSE WOMEN'S HEALTH RESEARCH<br>Ruby       |                           |                          |                  |                      |                     |                      | 3,399                | 1,376            |                    | (4,775)                    |
| M24831               | AIR QUALITY MONITORING METHODS<br>Bromenshenk | (45,488)                  |                          | 178,397          |                      | 70,361              | 17,853               | 53,831               | 30,748           |                    | (39,884)                   |
| M24850               | CHEMICAL SENSORS/OCEAN MEASURE<br>DeGrandpre  |                           |                          |                  |                      | 2,120               | 212                  | 3,847                | 2,503            |                    | (8,682)                    |
|                      | <b>Total Research</b>                         | <b>(147,001)</b>          | <b>(4,799)</b>           | <b>870,442</b>   |                      | <b>380,541</b>      | <b>100,725</b>       | <b>189,126</b>       | <b>171,188</b>   | <b>592</b>         | <b>(123,530)</b>           |
| <b>MISCELLANEOUS</b> |   |                           |                          |                  |                      |                     |                      |                      |                  |                    |                            |
| M24898               | DOD GAAP - RESEARCH<br>Weer                   | 150,925                   |                          | (227,239)        |                      |                     | (28,656)             |                      | (171,188)        |                    | 123,530                    |
|                      | <b>Total Miscellaneous</b>                    | <b>150,925</b>            |                          | <b>(227,239)</b> |                      |                     | <b>(28,656)</b>      |                      | <b>(171,188)</b> |                    | <b>123,530</b>             |
|                      | <b>TOTAL DEPARTMENT OF DEFENSE</b>            | <b>\$3,924</b>            | <b>(\$4,799)</b>         | <b>\$643,203</b> |                      | <b>\$380,541</b>    | <b>\$72,069</b>      | <b>\$189,126</b>     | <b>\$0</b>       | <b>\$592</b>       | <b>\$0</b>                 |

# CURRENT RESTRICTED FUNDS

Combined Statement of Revenue, Expenditures and Changes in Fund Balance  
For Fiscal Year Ended June 30, 2000

## DEPARTMENT OF INTERIOR

| Index              | Account Name<br>Project Director         | Fund<br>Balance<br>7/1/99 | Prior<br>Year<br>Adjust. | Revenue      | Transfers<br>In (Out) | Salaries<br>& Wages | Employee<br>Benefits | Operating<br>Expend. | Indirect<br>Cost | Capital<br>Expend. | Fund<br>Balance<br>6/30/00 |
|--------------------|--|---------------------------|--------------------------|--------------|-----------------------|---------------------|----------------------|----------------------|------------------|--------------------|----------------------------|
| <b>INSTRUCTION</b> |  |                           |                          |              |                       |                     |                      |                      |                  |                    |                            |
| M24985             | POWELL COUNTY, MT BEDROCK MAPS<br>Sears  | (\$252)                   | \$                       | \$252        | \$                    | \$                  | \$                   | \$                   | \$               | \$                 | \$0                        |
| M25022             | WILDERNESS SCIENCE CONFERENCE<br>Brehm   | 5                         |                          |              | (5)                   |                     |                      |                      |                  |                    | 0                          |
| M25100             | CULTURAL RESOURCE TRAINING<br>Cross      |                           |                          | 2,700        | (334)                 | 870                 | 2                    | 1,329                | 165              |                    | 0                          |
|                    | <b>Total Instruction</b>                 | <b>(247)</b>              |                          | <b>2,952</b> | <b>(339)</b>          | <b>870</b>          | <b>2</b>             | <b>1,329</b>         | <b>165</b>       |                    | <b>0</b>                   |
| <b>RESEARCH</b>    |  |                           |                          |              |                       |                     |                      |                      |                  |                    |                            |
| M24901             | TEANAWAY RIVER ENHANCEMENT<br>Stanford   | 6,418                     |                          |              |                       | 417                 | 97                   |                      | 182              |                    | 5,722                      |
| M24902             | SNAKE RIVER RESOURCES REVIEW<br>Stanford |                           |                          | 2,006        |                       | 3,681               | 735                  | 588                  | 2,026            |                    | (5,024)                    |
| M24905             | BIOTIC RESOURCES IN GRASSLAND<br>Ball    | (55,059)                  |                          | 106,389      |                       | 60,915              | 10,992               | 25,388               | 9,729            |                    | (55,694)                   |
| M24909             | BREEDING BIOLOGY AND RESEARCH<br>Martin  | (74,062)                  |                          | 197,583      |                       | 75,590              | 24,331               | 29,378               | 12,930           |                    | (18,708)                   |
| M24911             | CLIMATE AND MIGRATORY BIRDS<br>Martin    | (2,058)                   |                          | 53,063       |                       | 31,356              | 11,767               | 14,085               | 5,721            |                    | (11,924)                   |
| M24913             | MISSION VALLEY ECOSYSTEM MGMT<br>Ball    | (1,956)                   |                          | 10,039       |                       | 4,271               | 2,454                | 623                  | 735              |                    | 0                          |
| M24917             | BREEDING BIRDS: RUSSELL REFUGE<br>Ball   | (20,305)                  |                          | 36,777       |                       | 13,342              | 796                  | 943                  | 1,508            |                    | (117)                      |
| M24318             | BREEDING ECOL SANDHILL CRANES<br>Ball    |                           |                          | 21,014       |                       | 13,621              | 6,092                | 3,452                | 2,316            |                    | (4,467)                    |
| M24919             | YELLOW WARBLER BREEDING<br>Ball          | 4,952                     |                          |              |                       | 3,001               | 103                  | 1,395                | 450              |                    | 3                          |
| M24921             | WHIRLING DISEASE/STREAM HEALTH<br>Hansen | (6,999)                   |                          | 6,999        |                       | (66)                | 530                  | 612                  | 215              |                    | (1,291)                    |
| M24922             | RIPARIAN/WHIRLING DISEASE<br>Hansen      |                           |                          | 6,372        |                       | 6,632               | 2,545                | 2,038                | 2,243            |                    | (7,086)                    |
| M24925             | WHIRLING DISEASE EVALUATION<br>Hansen    | (5,519)                   |                          | 5,193        |                       | (219)               | (120)                | 151                  | (37)             |                    | (101)                      |



## CURRENT RESTRICTED FUNDS

Combined Statement of Revenue, Expenditures and Changes in Fund Balance  
For Fiscal Year Ended June 30, 2000

### DEPARTMENT OF INTERIOR

| Index | Account Name<br>Project Director                  | Fund<br>Balance<br>7/1/99 | Prior<br>Year<br>Adjust. | Revenue | Transfers<br>In (Out) | Salaries<br>& Wages | Employee<br>Benefits | Operating<br>Expend. | Indirect<br>Cost | Capital<br>Expend. | Fund<br>Balance<br>6/30/00 |
|-------|---|---------------------------|--------------------------|---------|-----------------------|---------------------|----------------------|----------------------|------------------|--------------------|----------------------------|
|       | M24929 RIPARIAN INVENTORY/CLS/HEALTH<br>Hansen    | (14,068)                  | 85                       | 17,526  |                       | 1,329               | 495                  | 1,143                | 576              |                    | 0                          |
|       | M24930 DEVELOP BLM RIPARIAN DATA BASE<br>Hansen   |                           |                          |         |                       | 4,211               | 1,481                |                      | 1,139            |                    | (6,831)                    |
|       | M24933 MWRA DUES<br>Hansen                        | (110)                     |                          | 110     |                       |                     |                      |                      |                  |                    | 0                          |
|       | M24937 SNAKE RIVER RIPARIAN INVENTORY<br>Hansen   | (490)                     |                          | 806     |                       |                     | 78                   | 185                  | 53               |                    | 0                          |
|       | M24938 S FORK SNAKE RIVER FLOOD PLAIN<br>Hansen   | (10,275)                  |                          | 16,073  |                       | 6,837               | 408                  | 892                  | 1,627            |                    | (3,966)                    |
|       | M24939 FLOOD PLAIN DYNAMICS-SNAKE RIVER<br>Hansen |                           |                          | 1,934   |                       |                     |                      | 1,612                | 322              |                    | 0                          |
|       | M24941 TREE FROG SITE 24BE 1639 INVEST<br>Foor    |                           |                          | 942     |                       |                     |                      | 942                  |                  |                    | 0                          |
|       | M24942 BLACKFOOT RV CULTURAL RESOURCE<br>Foor     |                           |                          | 4,299   |                       | 3,818               | 154                  | 9                    | 318              |                    | 0                          |
|       | M24945 BLACKFOOT RIVER LAC PROCESS<br>Goetz       |                           |                          | 5,272   |                       | 6,400               | 16                   | 1,192                | 1,522            |                    | (3,858)                    |
|       | M24946 A NATIONAL STUDY OF FIRE<br>Fiedler        |                           |                          |         |                       | 19,033              | 1,811                | 22,450               | 6,494            |                    | (49,788)                   |
|       | M24953 INSTREAM FLOW: YAKIMA RIVER<br>Stanford    | (16,106)                  |                          | 84,620  |                       | 37,396              | 10,305               | 5,458                | 21,530           |                    | (6,175)                    |
|       | M24954 GUNNISON RIVER BIOTA NEEDS<br>Stanford     |                           |                          |         |                       | 5,707               | 823                  | 620                  | 1,573            |                    | (8,723)                    |
|       | M24957 CURATOR/BILLINGS CURATION CNTR<br>Foor     | (3,618)                   | 650                      | 3,253   |                       |                     | 285                  |                      |                  |                    | 0                          |
|       | M24961 RIPARIAN/WHIRLING DISEASE<br>Hansen        | (977)                     |                          | 977     |                       |                     |                      |                      |                  |                    | 0                          |
|       | M24962 WHIRLING DISEASE/BLACKFOOT RIVER<br>Hansen |                           |                          |         |                       |                     |                      | 815                  | 163              |                    | (978)                      |
|       | M24963 WHIRLING DISEASE/BLACKFOOT RIVER<br>Hansen |                           |                          |         |                       | 2,159               | 300                  | 814                  | 655              |                    | (3,928)                    |
|       | M24965 GRASSLAND BIRD STUDY AT CMR<br>Ball        | (2,615)                   |                          | 4,500   |                       | 1,703               | 103                  | 1,271                | 308              |                    | (1,500)                    |

## CURRENT RESTRICTED FUNDS

Combined Statement of Revenue, Expenditures and Changes in Fund Balance  
For Fiscal Year Ended June 30, 2000

### DEPARTMENT OF INTERIOR

| Index  | Account Name<br>Project Director            | Fund<br>Balance<br>7/1/99 | Prior<br>Year<br>Adjust. | Revenue | Transfers<br>In (Out) | Salaries<br>& Wages | Employee<br>Benefits | Operating<br>Expend. | Indirect<br>Cost | Capital<br>Expend. | Fund<br>Balance<br>6/30/00 |
|--------|---|---------------------------|--------------------------|---------|-----------------------|---------------------|----------------------|----------------------|------------------|--------------------|----------------------------|
| M24966 | PRE-SEASON WATERFOWL BANDING<br>Ball        |                           |                          | 10,000  | (41)                  | 3,000               | 435                  | 5,619                | 905              |                    | 0                          |
| M24967 | ECOLOGY OF TRUMPETER SWANS<br>Ball          |                           |                          |         |                       |                     | 204                  | 2,345                | 255              |                    | (2,804)                    |
| M24969 | WINTER USE SOCIAL CARRYING CAP<br>Freimund  | (14)                      |                          | 6,385   |                       | 3,048               | 1,683                | 2,032                | 1,149            |                    | (1,541)                    |
| M24970 | WINTER USE SOCIAL CARRYING CAP<br>Borrie    | (10,407)                  |                          | 10,407  |                       | 3,037               | 1,059                | 1,447                | 1,219            |                    | (6,762)                    |
| M24973 | ARGENTINIAN BIRDS CONSERVATION<br>Martin    |                           |                          | 699     |                       |                     |                      | 635                  | 64               |                    | 0                          |
| M24977 | EVALUATE PRAIRIE DOG COLONIES<br>Ball       | (6,907)                   |                          | 14,443  |                       | 4,140               | 575                  | 3,829                | 854              |                    | (1,862)                    |
| M24981 | BROWN-HEADED COWBIRD PARASITISM<br>Greene   | (2,747)                   |                          | 2,747   | 1,534                 |                     |                      | 1,396                | 138              |                    | 0                          |
| M24986 | HAZARDOUS SUBSTANCES RESEARCH<br>Woessner   |                           |                          |         |                       | 13,142              | 1,735                | 41,749               | 8,494            |                    | (65,120)                   |
| M24989 | GREATER SANDHILL CRANES ECOL<br>Ball        | (6,197)                   |                          | 7,924   |                       | 400                 | 466                  | 705                  | 156              |                    | 0                          |
| M24990 | SANDHILL CRANE BREEDING ECOLOGY<br>Ball     |                           |                          | 23,318  |                       | 4,039               | 1,461                | 756                  | 626              |                    | 16,436                     |
| M24993 | MT GRAZING/NONPOINT WATER QUAL<br>Hansen    | (747)                     |                          |         |                       |                     |                      |                      |                  |                    | (747)                      |
| M24997 | CANON NATL PARK SCHOLAR:SHORT<br>Hutto      | 2,658                     |                          | (80)    |                       | 2,387               | 199                  | (8)                  |                  |                    | 0                          |
| M24998 | CANON NATL PARK SCHOLAR:SHORT<br>Hutto      |                           |                          | 25,000  |                       | 3,447               | 556                  | 13,886               |                  |                    | 7,111                      |
| M24999 | CANON NATL PARK SCHOLAR:SHORT<br>Hutto      |                           |                          | 1,920   |                       |                     |                      | 923                  |                  |                    | 997                        |
| M25001 | LANDSCAPE ECOLOGY: LIMBER PINE<br>Pletscher | (750)                     |                          |         |                       |                     |                      |                      |                  |                    | (750)                      |
| M25005 | ECOSYSTEM STUDIES UNIT OFFICE<br>Brown      |                           | (992)                    | 23,564  |                       |                     |                      | 25,124               |                  |                    | (2,552)                    |
| M25006 | ROCKY MTS CESU PLAN SUPPORT<br>Brown        |                           |                          | 10,000  |                       | 5,161               | 13                   | 1,960                | 1,070            |                    | 1,796                      |

## CURRENT RESTRICTED FUNDS

Combined Statement of Revenue, Expenditures and Changes in Fund Balance  
For Fiscal Year Ended June 30, 2000

### DEPARTMENT OF INTERIOR

| Index | Account Name<br>Project Director                  | Fund<br>Balance<br>7/1/99 | Prior<br>Year<br>Adjust. | Revenue | Transfers<br>In (Out) | Salaries<br>& Wages | Employee<br>Benefits | Operating<br>Expend. | Indirect<br>Cost | Capital<br>Expend. | Fund<br>Balance<br>6/30/00 |
|-------|---|---------------------------|--------------------------|---------|-----------------------|---------------------|----------------------|----------------------|------------------|--------------------|----------------------------|
|       | M25007 HISTORIC FIRE REGIMES EFFECT<br>Brown      |                           |                          | 19,652  |                       | 41,846              | 3,592                | 6,592                | 7,805            |                    | (40,183)                   |
|       | M25008 ECOSYSTEM STUDIES UNIT OFFICE<br>Brown     |                           |                          | 2,705   |                       | 5,317               | 63                   | 4                    | 808              |                    | (3,487)                    |
|       | M25009 CHAMBERLAIN CREEK MOOSE/ELK<br>Marcum      | (1,486)                   |                          | 1,486   |                       |                     |                      |                      |                  |                    | 0                          |
|       | M25010 CHAMBERLAIN CREEK MOOSE/ELK<br>Marcum      | (2,225)                   |                          | 26,590  |                       | 12,619              | 5,432                | 2,359                | 5,885            |                    | (1,930)                    |
|       | M25011 CHAMBERLAIN CREEK MOOSE/ELK<br>Marcum      |                           |                          | 1,882   |                       | 5,163               | 1,908                |                      | 1,838            |                    | (7,027)                    |
|       | M25013 LOTIC HEALTH ASSESSMENT<br>Hansen          | (14,123)                  | (838)                    | 24,461  |                       | 3,331               | (208)                | 2,880                | 1,368            |                    | 2,129                      |
|       | M25014 ARMELLS CREEK RIPARIAN HEALTH<br>Hansen    |                           |                          | 1,685   |                       | 5,678               | 1,654                | 748                  | 1,616            |                    | (8,011)                    |
|       | M25018 EFFECTS OF FIRES ON BIRDS<br>Hutto         |                           |                          | 1,724   |                       | 1,053               | 92                   |                      |                  |                    | 579                        |
|       | M25020 HAZARDOUS SUBSTANCES IMPACTS<br>Woessner   |                           |                          | 22,889  |                       | 16,511              | 4,662                | 2,003                | 3,476            |                    | (3,763)                    |
|       | M25021 CLARK FORK RIVER TRACE METALS<br>Moore     | (1,638)                   | (1,407)                  | 19,381  |                       | 3,656               | 212                  | 10,267               | 2,185            |                    | 16                         |
|       | M25026 HUNGRY HORSE PROJECT<br>Craft              | (1,737)                   | (395)                    | 4,329   |                       | 101                 | 45                   | 1,304                | 747              |                    | 0                          |
|       | M25027 HUNGRY HORSE PROJECT<br>Ellis              |                           |                          |         |                       | 360                 | 153                  | 1,388                | 770              |                    | (2,671)                    |
|       | M25030 DETERMINE RIPARIAN VEGETATION<br>Potts     | (1,702)                   |                          | 357     |                       | (948)               | (155)                |                      | (242)            |                    | 0                          |
|       | M25031 FLOW/HABITAT: YAKIMA RIVER<br>Stanford     |                           | (144)                    | 142,861 |                       | 57,541              | 16,968               | 60,162               | 47,367           |                    | (39,321)                   |
|       | M25032 YAKIMA RIV SURFACE/GROUNDWATER<br>Stanford | (11,732)                  | (10)                     | 155,277 |                       | 58,284              | 14,281               | 55,821               | 40,562           |                    | (25,413)                   |
|       | M25033 ALLUVIAL RIVERINE WETLANDS<br>Hauer        | (8,317)                   |                          | 14,771  |                       | 2,056               | 686                  | 2,281                | 1,431            |                    | 0                          |
|       | M25034 ROCKY MT WETLANDS ASSESSMENT<br>Hauer      |                           |                          | 31,443  |                       | 19,849              | 4,754                | 256                  | 10,068           |                    | (3,484)                    |

# CURRENT RESTRICTED FUNDS

Combined Statement of Revenue, Expenditures and Changes in Fund Balance  
For Fiscal Year Ended June 30, 2000

## DEPARTMENT OF INTERIOR

| Index | Account Name<br>Project Director                   | Fund<br>Balance<br>7/1/99 | Prior<br>Year<br>Adjust. | Revenue | Transfers<br>In (Out) | Salaries<br>& Wages | Employee<br>Benefits | Operating<br>Expend. | Indirect<br>Cost | Capital<br>Expend. | Fund<br>Balance<br>6/30/00 |
|-------|--|---------------------------|--------------------------|---------|-----------------------|---------------------|----------------------|----------------------|------------------|--------------------|----------------------------|
|       | M25036 MESCALARO TROUT GENETICS<br>Allendorf       |                           |                          | 2,100   |                       | 903                 | 352                  | 240                  | 605              |                    | 0                          |
|       | M25037 MEXICAN & GILA TROUT GENETICS<br>Allendorf  |                           |                          | 6,183   |                       | 1,986               | 775                  | 1,832                | 1,590            |                    | 0                          |
|       | M25038 LAKE CLARK SOCKEYE SALMON<br>Allendorf      |                           |                          | 16,130  |                       | 12,600              | 32                   | 7,493                | 2,012            |                    | (6,007)                    |
|       | M25040 GRIZZLY BEAR HABITAT<br>Servheen            | (26,937)                  |                          | 91,372  |                       | 46,051              | 18,266               | 11,323               | 7,564            |                    | (18,769)                   |
|       | M25043 DOCUMENT-PROTECT ZONES GW/SW<br>Stanford    | (1,722)                   |                          | 21,464  |                       | 12,451              | 2,917                | 814                  | 3,560            |                    | 0                          |
|       | M25047 MISSION VALLEY HAWKS ECOLOGY<br>Marks       | (381)                     |                          | 532     |                       |                     | 71                   | 80                   |                  |                    | 0                          |
|       | M25051 MISSION VALLEY HAWKS ECOLOGY<br>Marks       | (1,731)                   |                          | 2,000   |                       |                     | 71                   | 198                  |                  |                    | 0                          |
|       | M25054 MISSOURI RIVER REC SURVEY 1999<br>Nickerson |                           |                          |         |                       | 3,345               | 930                  | 1,451                | 2,319            |                    | (8,045)                    |
|       | M25055 ROCKY MTS CESU PLAN SUPPORT<br>Brown        |                           |                          |         |                       | 1,877               | 5                    |                      | 282              |                    | (2,164)                    |
|       | M25056 BLACKFOOT RIVER RECREATION<br>Nickerson     |                           |                          |         |                       | 1,828               | 4                    |                      | 275              |                    | (2,107)                    |
|       | M25058 HYDROGEO-ASSESSMENT WETLANDS<br>Hauer       | (27,652)                  | (12)                     | 64,260  |                       | 22,449              | 4,969                | 3,040                | 12,340           |                    | (6,202)                    |
|       | M25059 GLOBAL CHANGE IMPACTS-WETLANDS<br>Hauer     |                           |                          | 39,815  |                       | 33,985              | 7,198                | 4,162                | 6,802            |                    | (12,332)                   |
|       | M25060 ASSESS ROCKY MOUNTAIN WETLANDS<br>Hauer     |                           |                          | 4,952   |                       | 2,848               | 676                  |                      | 1,428            |                    | 0                          |
|       | M25061 FISH SLOUGH MILK VETCH ECOLOGY<br>Murray    | (5,726)                   |                          | 12,000  |                       | 4,729               | 857                  | 92                   | 568              |                    | 28                         |
|       | M25062 HYDROGEOMORPHIC FUNCT ASSESS<br>Hauer       |                           |                          |         |                       | 5,377               | 1,506                | 74                   | 1,044            |                    | (8,001)                    |
|       | M25068 ROCKY MTN PARKS TECH/EDUC ASST<br>Brown     |                           |                          | 2,304   |                       | 1,269               | (46)                 | 2,003                | 484              |                    | (1,406)                    |
|       | M25070 GRANT-KOHR'S RANCH VEGETATION<br>Rice       | (1,699)                   |                          | 31,910  |                       | 27,134              | 8,747                | 1,539                | 5,613            |                    | (12,822)                   |



## CURRENT RESTRICTED FUNDS

Combined Statement of Revenue, Expenditures and Changes in Fund Balance  
For Fiscal Year Ended June 30, 2000

### DEPARTMENT OF INTERIOR

| Index                | Account Name<br>Project Director            | Fund<br>Balance<br>7/1/99 | Prior<br>Year<br>Adjust. | Revenue            | Transfers<br>In (Out) | Salaries<br>& Wages | Employee<br>Benefits | Operating<br>Expend. | Indirect<br>Cost | Capital<br>Expend. | Fund<br>Balance<br>6/30/00 |
|----------------------|---|---------------------------|--------------------------|--------------------|-----------------------|---------------------|----------------------|----------------------|------------------|--------------------|----------------------------|
| M25071               | FLOODPLAIN VEGETATION INVESTIGATION<br>Rice |                           |                          |                    |                       |                     |                      | 2,321                | 348              |                    | (2,669)                    |
| M25076               | CANYON FERRY REC USE STUDY<br>Nickerson     |                           | (528)                    | 17,612             |                       | 7,121               | 1,198                | 2,268                | 4,502            |                    | 1,995                      |
| M25081               | MINERAL RESOURCES INLAND NW<br>Hyndman      |                           |                          | 5,978              |                       | 4,291               | 886                  | 21                   | 780              |                    | 0                          |
| M25086               | FARSITE FIRE AREA SIMULATOR<br>Wakimoto     |                           |                          | 7,421              |                       | 9,386               | 937                  | 1,590                | 1,787            |                    | (6,279)                    |
| M25091               | RIPARIAN SYSTEMS/ENVIRONMENT<br>Potts       |                           |                          | 12,841             |                       | 6,435               | 1,155                | 4,284                | 1,781            |                    | (814)                      |
| M25092               | RIPARIAN SYSTEMS/ENVIRONMENT<br>Potts       |                           |                          |                    |                       | 300                 | 87                   |                      | 58               |                    | (445)                      |
| M25095               | CLIMATIC VARIABILITY: RHESSYS<br>Running    |                           |                          | 38,562             |                       | 31,912              | 10,226               | 11,761               | 8,085            |                    | (23,422)                   |
| M25104               | WETLAND BREEDING AMPHIBIANS<br>Sheldon      |                           |                          |                    |                       | 10,768              | 1,287                | 2,273                | 1,433            |                    | (15,761)                   |
| M25110               | FLOOD PLAIN VEGETATION<br>Bedunah           |                           |                          |                    |                       | 7,746               | 1,366                | 102                  | 1,382            |                    | (10,596)                   |
| M25148               | YELLOWSTONE CUTTHROAT TROUT<br>Allendorf    | (2,400)                   |                          | 2,400              |                       |                     |                      |                      |                  |                    | 0                          |
|                      | <b>Total Research</b>                       | <b>(339,166)</b>          | <b>(3,591)</b>           | <b>1,573,403</b>   | <b>1,493</b>          | <b>832,143</b>      | <b>203,578</b>       | <b>423,480</b>       | <b>281,554</b>   |                    | <b>(508,616)</b>           |
| <b>MISCELLANEOUS</b> |   |                           |                          |                    |                       |                     |                      |                      |                  |                    |                            |
| M25197               | USDI GAAP - INSTRUCTION<br>Weer             |                           |                          | (165)              |                       |                     |                      |                      | (165)            |                    | 0                          |
| M25198               | USDI GAAP - RESEARCH<br>Weer                | 353,445                   |                          | (147,782)          |                       |                     | (58,213)             |                      | (281,554)        |                    | 545,430                    |
|                      | <b>Total Miscellaneous</b>                  | <b>353,445</b>            |                          | <b>(147,947)</b>   |                       |                     | <b>(58,213)</b>      |                      | <b>(281,719)</b> |                    | <b>545,430</b>             |
|                      | <b>TOTAL DEPARTMENT OF INTERIOR</b>         | <b>\$14,032</b>           | <b>(\$3,591)</b>         | <b>\$1,428,408</b> | <b>\$1,154</b>        | <b>\$833,013</b>    | <b>\$145,367</b>     | <b>\$424,809</b>     | <b>\$0</b>       |                    | <b>\$36,814</b>            |

# CURRENT RESTRICTED FUNDS

Combined Statement of Revenue, Expenditures and Changes in Fund Balance  
For Fiscal Year Ended June 30, 2000

## DEPARTMENT OF ENERGY

| Index                | Account Name<br>Project Director                    | Fund<br>Balance<br>7/1/99 | Prior<br>Year<br>Adjust. | Revenue          | Transfers<br>In(Out) | Salaries<br>& Wages | Employee<br>Benefits | Operating<br>Expend. | Indirect<br>Cost | Capital<br>Expend. | Fund<br>Balance<br>6/30/00 |
|----------------------|---|---------------------------|--------------------------|------------------|----------------------|---------------------|----------------------|----------------------|------------------|--------------------|----------------------------|
| <b>RESEARCH</b>      |   |                           |                          |                  |                      |                     |                      |                      |                  |                    |                            |
|                      | M25202 TURBULENT HEAT THEORY<br>Ware                | (\$13,679)                | \$                       | \$38,554         | \$                   | \$14,768            | \$2,496              | \$11,453             | \$6,454          | \$                 | (\$10,296)                 |
|                      | M25207 SUBSURFACE BACTERIAL STRUCT<br>Holben        | (3,786)                   |                          | 7,192            |                      | 1,893               | 452                  | (465)                | 1,526            |                    | 0                          |
|                      | M25208 DECOMPOSITION OF GLOMALIN<br>Rillig          |                           |                          | 21,515           |                      | 13,856              | 670                  | 9,460                | 8,324            |                    | (10,795)                   |
|                      | M25209 DOE-MASTER AGREEMENT ACCOUNT<br>Bromenshenk  | (235,178)                 |                          | 359,788          |                      |                     |                      | 268,306              |                  |                    | (143,696)                  |
|                      | M25210 CLUSTER I-MGMT & COORDINATION<br>Bromenshenk | (24)                      |                          | 228              |                      |                     |                      | 227                  |                  |                    | (23)                       |
|                      | M25213 CLUSTER IIIA - PETROLEUM<br>Ford             | (32,944)                  |                          | 48,002           |                      | 25,246              | 6,122                | 2,452                | 11,032           |                    | (29,794)                   |
|                      | M29978 DOE/EPSCOR COST-SHARING<br>Bailey            | (1,252)                   |                          |                  | 8,952                |                     |                      |                      |                  |                    | 7,700                      |
|                      | M29980 COST SHARE FOR ORG #2410<br>Bromenshenk      | (6,839)                   |                          |                  | 6,975                |                     |                      |                      |                  |                    | 136                        |
|                      | M29981 COST SHARE FOR ORG #2411<br>Bromenshenk      | (2,602)                   |                          |                  | 2,602                |                     |                      |                      |                  |                    | 0                          |
|                      | M29983 COST SHARE FOR ORG #2413<br>Ford             | (33,092)                  |                          |                  | 24,926               | 6,254               | 1,700                |                      |                  |                    | (16,120)                   |
|                      | <b>Total Research</b>                               | <b>(329,396)</b>          |                          | <b>475,279</b>   | <b>43,455</b>        | <b>62,017</b>       | <b>11,440</b>        | <b>291,433</b>       | <b>27,336</b>    |                    | <b>(202,888)</b>           |
| <b>MISCELLANEOUS</b> |   |                           |                          |                  |                      |                     |                      |                      |                  |                    |                            |
|                      | M25399 DOE GAAP - RESEARCH<br>Weer                  | 372,094                   |                          | (206,813)        |                      |                     | (1,987)              |                      | (27,336)         |                    | 194,604                    |
|                      | <b>Total Miscellaneous</b>                          | <b>372,094</b>            |                          | <b>(206,813)</b> |                      |                     | <b>(1,987)</b>       |                      | <b>(27,336)</b>  |                    | <b>194,604</b>             |
|                      | <b>TOTAL DEPARTMENT OF ENERGY</b>                   | <b>\$42,698</b>           |                          | <b>\$268,466</b> | <b>\$43,455</b>      | <b>\$62,017</b>     | <b>\$9,453</b>       | <b>\$291,433</b>     | <b>\$0</b>       |                    | <b>(\$8,284)</b>           |
|                      |   |                           |                          | \$311,921        |                      |                     |                      |                      |                  |                    |                            |

## CURRENT RESTRICTED FUNDS

Combined Statement of Revenue, Expenditures and Changes in Fund Balance  
For Fiscal Year Ended June 30, 2000

### NATIONAL ENDOWMENTS FOR THE ARTS & HUMANITIES

| Index                | Account Name<br>Project Director                                 | Fund<br>Balance<br>7/1/99 | Prior<br>Year<br>Adjust. | Revenue         | Transfers<br>In(Out) | Salaries<br>& Wages | Employee<br>Benefits | Operating<br>Expend. | Indirect<br>Cost | Capital<br>Expend. | Fund<br>Balance<br>6/30/00 |
|----------------------|--|---------------------------|--------------------------|-----------------|----------------------|---------------------|----------------------|----------------------|------------------|--------------------|----------------------------|
| <b>INSTRUCTION</b>   |  |                           |                          |                 |                      |                     |                      |                      |                  |                    |                            |
| M25401               | CHALLENGE FUND ROCKY MTN WEST<br>Kemmis                          | \$8,578                   | \$                       | (\$8,578)       | \$                   | \$                  | \$                   | \$                   | \$               | \$                 | \$0                        |
| M25404               | AMERICAN WARS IN ASIA PROJECT<br>West                            | (17,158)                  |                          | 72,265          |                      | 28,382              | 10,600               | 15,337               | 12,403           |                    | (11,615)                   |
| M25410               | THE REVOLUTION: DID NOT COME<br>Drake                            |                           |                          | 20,000          |                      | 23,955              | 5,916                |                      |                  |                    | (9,871)                    |
| M25402               | REGIONAL HUMANITIES PLANNING<br>Kemmis                           |                           |                          | 12,500          |                      | 1,880               | 1,229                | 844                  |                  |                    | 8,547                      |
| M25415               | MT REP REGIONAL INIT PROGRAM<br>Johnson                          |                           |                          | 8,580           |                      | 5,607               | 581                  | 6,852                |                  |                    | (4,460)                    |
|                      | <b>Total Instruction</b>   | <b>(8,580)</b>            |                          | <b>104,767</b>  |                      | <b>59,824</b>       | <b>18,326</b>        | <b>23,033</b>        | <b>12,403</b>    |                    | <b>(17,399)</b>            |
| <b>MISCELLANEOUS</b> |  |                           |                          |                 |                      |                     |                      |                      |                  |                    |                            |
| M25499               | NEAH GAAP - INSTRUCTION<br>Weer                                  | 17,158                    |                          | (8,214)         |                      |                     | (4,599)              |                      | (12,403)         |                    | 25,946                     |
|                      | <b>Total Miscellaneous</b>                                       | <b>17,158</b>             |                          | <b>(8,214)</b>  |                      |                     | <b>(4,599)</b>       |                      | <b>(12,403)</b>  |                    | <b>25,946</b>              |
|                      | <b>TOTAL NATIONAL ENDOWMENTS<br/>FOR THE ARTS AND HUMANITIES</b> | <b>\$8,578</b>            |                          | <b>\$96,553</b> |                      | <b>\$59,824</b>     | <b>\$13,727</b>      | <b>\$23,033</b>      | <b>\$0</b>       |                    | <b>\$8,547</b>             |

# CURRENT RESTRICTED FUNDS

Combined Statement of Revenue, Expenditures and Changes in Fund Balance  
For Fiscal Year Ended June 30, 2000

## NATIONAL SCIENCE FOUNDATION

| Index              | Account Name<br>Project Director              | Fund<br>Balance<br>7/1/99 | Prior<br>Year<br>Adjust. | Revenue        | Transfers<br>In (Out) | Salaries<br>& Wages | Employee<br>Benefits | Operating<br>Expend. | Indirect<br>Cost | Capital<br>Expend. | Fund<br>Balance<br>6/30/00 |
|--------------------|---|---------------------------|--------------------------|----------------|-----------------------|---------------------|----------------------|----------------------|------------------|--------------------|----------------------------|
| <b>INSTRUCTION</b> |   |                           |                          |                |                       |                     |                      |                      |                  |                    |                            |
| M25504             | UNIV OF MT TRAINING-WEB PROG<br>Zabinski      | \$                        | (\$1,414)                | \$92,848       | \$                    | \$2,115             | \$172                | \$89,147             | \$               |                    | \$0                        |
| M25508             | GRAD RESEARCH FELLOW (FUNK)<br>Sheldon        |                           |                          | 25,421         |                       |                     |                      | 25,570               |                  |                    | (149)                      |
| M25509             | GRAD RESEARCH FELLOW (PARSON)<br>Martin       | (1,250)                   |                          | 6,659          | (4,008)               |                     |                      | 1,401                |                  |                    | 0                          |
| M25541             | GRAD -FELLOW HOURDEQUIN/YR 1<br>Brewer        | (6,251)                   |                          | 18,769         | (3,951)               |                     |                      | 8,567                |                  |                    | 0                          |
| M25554             | UMEB: PROJECT TRAIN<br>Zabinski               |                           |                          | 2,329          |                       | 508                 | 39                   | 7,080                | 1,125            |                    | (6,423)                    |
| M25555             | UMEB: PROJECT TRAIN<br>Zabinski               |                           |                          | 50             |                       |                     |                      | 77                   |                  |                    | (27)                       |
| M25560             | MT TEACHERS INVESTIGATE ECOLOGY<br>Brewer     |                           |                          | 572            |                       | 660                 | 204                  | 929                  | 992              |                    | (2,213)                    |
| M25561             | MT TEACHERS INVESTIGATE ECOLOGY<br>Brewer     |                           |                          | 10,973         |                       |                     |                      | 12,649               |                  |                    | (1,676)                    |
| M25562             | GRADUATE RESEARCH FELLOW BENSON<br>Sheldon    |                           |                          | 13,602         |                       |                     |                      | 13,602               |                  |                    | 0                          |
|                    | <b>Total Instruction</b>                      | <b>(7,501)</b>            | <b>(1,414)</b>           | <b>171,223</b> | <b>(7,959)</b>        | <b>3,283</b>        | <b>415</b>           | <b>159,022</b>       | <b>2,117</b>     |                    | <b>(10,488)</b>            |
| <b>RESEARCH</b>    |   |                           |                          |                |                       |                     |                      |                      |                  |                    |                            |
| M25501             | NM CONTROL/3-D AVIAN FLIGHT<br>Dial           | (6,379)                   |                          | 40,586         |                       | 22,237              | 2,879                | 16,900               | 9,718            |                    | (17,527)                   |
| M25502             | SUBALPINE MEADOWS: GRIZZLY DIG<br>Stanford    | (915)                     |                          | 32,107         |                       | 14,908              | 2,451                | 25                   | 13,808           |                    | 0                          |
| M25503             | METABOLIC ARABIDOPSIS/ARABIS<br>Mitchell-Olds | (841)                     |                          | 40,401         |                       | 16,001              | 3,897                | 15,284               | 6,992            |                    | (2,614)                    |
| M25505             | THE NETWORK MONTANA PROJECT<br>Churchill      | (29,902)                  |                          | 134,836        |                       |                     |                      | 111,675              |                  |                    | (6,741)                    |
| M25506             | MESOZOIC REEF EVOLUTION<br>Stanley            | (2,793)                   |                          | 49,174         |                       | 18,605              | 4,647                | 14,459               | 8,180            |                    | 490                        |
| M25507             | MESOZOIC DEFORMATION/MONGOLIA<br>Hendrix      | (913)                     |                          | 33,817         |                       | 14,675              | 2,571                | 13,638               | 6,413            |                    | (4,393)                    |



# CURRENT RESTRICTED FUNDS

Combined Statement of Revenue, Expenditures and Changes in Fund Balance  
For Fiscal Year Ended June 30, 2000

## NATIONAL SCIENCE FOUNDATION

| Index  | Account Name<br>Project Director            | Fund<br>Balance<br>7/1/99 | Prior<br>Year<br>Adjust. | Revenue | Transfers<br>In (Out) | Salaries<br>& Wages | Employee<br>Benefits | Operating<br>Expend. | Indirect<br>Cost | Capital<br>Expend. | Fund<br>Balance<br>6/30/00 |
|--------|---|---------------------------|--------------------------|---------|-----------------------|---------------------|----------------------|----------------------|------------------|--------------------|----------------------------|
| M25510 | TRANSITION METAL CENTERS BONDS<br>Rosenberg | (11,815)                  |                          | 23,024  |                       | 4,509               | 1,418                | 3,312                | 1,970            |                    | 0                          |
| M25511 | BIOMASS BURNING EMISSIONS<br>Yokelson       |                           |                          | 6,235   |                       | 3,493               | 1,216                |                      | 1,526            |                    | 0                          |
| M25512 | CROSS-CONJUG CARBON SYNTHESIS<br>Edstrom    | (7,945)                   |                          | 18,052  |                       | 5,663               | 88                   | 4,761                |                  |                    | (405)                      |
| M25513 | SPECIES' NEST PREDATION RISK<br>Martin      | (34,395)                  |                          | 80,770  |                       | 6,661               | 3,823                | 38,383               | 2,911            |                    | (5,403)                    |
| M25514 | TRANS-NATL MARINE FISH STOCKS<br>McKelvey   |                           |                          | 17,973  |                       | 6,500               | (1,452)              | 11,320               | 2,841            |                    | (1,236)                    |
| M25515 | TRANS-NATL MARINE FISH STOCKS<br>McKelvey   | (1,588)                   |                          | 1,588   |                       |                     | (413)                |                      |                  |                    | 413                        |
| M25516 | ULTRAVIOLET RADIATION/NITROGEN<br>Sheridan  | (18)                      |                          | 10,981  |                       | 12,937              | 2,668                | 226                  | 5,653            |                    | (10,521)                   |
| M25517 | NSF POSTDOCTOR-FELLOW E.CATON<br>Brewer     | 6,109                     |                          | 9,000   |                       | 3,737               | 539                  | 3,794                |                  |                    | 7,039                      |
| M25518 | CAREER: DNA REPLICATION<br>Samuels          | (434)                     |                          | 71,261  |                       | 33,355              | 8,942                | 19,002               | 14,583           |                    | (5,055)                    |
| M25520 | MEDIATION ROLE OF MYCORRHIZAE<br>Callaway   | (2,055)                   |                          | 52,924  |                       | 24,249              | 4,078                | 21,253               | 10,597           |                    | (9,308)                    |
| M25522 | COMMUNAL HALICTINE BEES<br>Zabinski         | (361)                     |                          | 72,840  |                       | 28,141              | 9,122                | 20,107               | 12,298           | 8,048              | (5,237)                    |
| M25523 | REAL-WORLD DATA ANALYSIS<br>Opitz           | (2,203)                   |                          | 68,193  |                       | 36,628              | 3,260                | 21,461               | 16,006           |                    | (11,365)                   |
| M25524 | ART/SCIENCE OF MODEL BUILDING<br>McKelvey   | 24,739                    |                          | (1,690) |                       | 10,095              | 1,567                | 6,976                | 4,411            |                    | 0                          |
| M25525 | ADAPT/ADOPT WORKSHOP CHEMISTRY<br>Cracolice | (11,676)                  |                          | 79,649  |                       | 16,843              | 161                  | 44,272               | 7,361            |                    | (664)                      |
| M25526 | DISCRETE MATH/BIG SKY CONFER<br>McNulty     | (24)                      |                          | 4,266   |                       |                     |                      | 3,883                |                  |                    | 359                        |
| M25527 | ALPHA-AMINOPHOSPHONOTHIO ACIDS<br>Thompson  | (4,073)                   |                          | 34,284  |                       | 19,708              | 363                  | 3,158                | 8,612            |                    | (1,630)                    |
| M25528 | BEETLE HORNS EVOLUTION & BIAS<br>Emlen      | (3,568)                   |                          | 81,872  |                       | 34,628              | 11,658               | 26,742               | 15,547           |                    | (10,271)                   |

# CURRENT RESTRICTED FUNDS

Combined Statement of Revenue, Expenditures and Changes in Fund Balance  
For Fiscal Year Ended June 30, 2000

## NATIONAL SCIENCE FOUNDATION

428

| Index  | Account Name<br>Project Director             | Fund<br>Balance<br>7/1/99 | Prior<br>Year<br>Adjust. | Revenue | Transfers<br>In (Out) | Salaries<br>& Wages | Employee<br>Benefits | Operating<br>Expend. | Indirect<br>Cost | Capital<br>Expend. | Fund<br>Balance<br>6/30/00 |
|--------|--|---------------------------|--------------------------|---------|-----------------------|---------------------|----------------------|----------------------|------------------|--------------------|----------------------------|
| M25529 | INACTIVE CHOLINESTERASE PROBE<br>Thompson    | (5,526)                   |                          | 106,516 |                       | 32,722              | 1,320                | 57,631               | 14,351           |                    | (5,034)                    |
| M25530 | MEDIATION ROLE OF MYCORRHIZAE<br>Callaway    |                           |                          | 12,661  |                       |                     |                      | 12,661               |                  |                    | 0                          |
| M25531 | SURFACE SEAWATER CO2 AT LEO-15<br>Degrandpre | (32,249)                  | (501)                    | 228,053 |                       | 66,375              | 3,243                | 112,719              | 27,084           | (1,209)            | (12,909)                   |
| M25532 | SURFACE OCEAN CARBON DIOXIDE<br>Degrandpre   | (2,510)                   |                          | 2,510   |                       |                     |                      |                      |                  |                    | 0                          |
| M25533 | SGER: RESTORE W MT PINE/LARCH<br>Sala        | 137                       |                          | (98)    |                       | (48)                |                      |                      | 87               |                    | 0                          |
| M25534 | PENELOPE KUKUKIPA IPA<br>Christian           | (15,822)                  |                          | 29,611  |                       | 10,820              | 2,969                |                      |                  |                    | 0                          |
| M25535 | SGER: TEST SKUTCH HYPOTHESIS<br>Martin       |                           |                          | 1,866   |                       |                     |                      | 1,623                | 243              |                    | 0                          |
| M25536 | LIMITS OF DISC ALGEBRAS<br>Tonev             |                           |                          | 3,823   |                       |                     |                      | 2,721                | 1,102            |                    | 0                          |
| M25537 | LIMITS OF DISC ALGEBRAS<br>Tonev             |                           |                          | 5,059   |                       |                     |                      | 5,059                |                  |                    | 0                          |
| M25538 | BROOD PARASITISM/INCUBATION<br>Martin        | (1,651)                   |                          | 3,241   |                       |                     |                      | 1,547                |                  |                    | 43                         |
| M25539 | GEOLOGY OF SONORA WORKSHOP<br>Stanley        | (1,742)                   |                          | 3,653   |                       |                     |                      | 1,911                |                  |                    | 0                          |
| M25540 | CAREER: DNA REPLICATION<br>Samuels           | (2,269)                   |                          | 8,289   |                       | 4,265               | 147                  |                      | 1,608            |                    | 0                          |
| M25542 | ART/SCIENCE OF MODEL BUILDING<br>McKelvey    | (26,780)                  |                          | 32,400  |                       |                     |                      | 5,620                |                  |                    | 0                          |
| M25543 | BIOMASS BURNING EMISSIONS<br>Yokelson        |                           |                          | 68,221  |                       | 20,515              | 5,577                | 20,831               | 11,385           | 20,558             | (10,645)                   |
| M25544 | CLARK FORK U-GRAD TEACHING<br>Hendrix        |                           |                          | 19,116  |                       |                     |                      | 20,132               |                  | 16,777             | (17,793)                   |
| M25545 | TROPOSPHERIC CHEMISTRY MODEL<br>Field        | (4,263)                   | (4,873)                  | 84,567  |                       | 39,618              | 8,055                | 18,017               | 27,832           |                    | (18,091)                   |
| M25546 | EVOLUTION OF AFRICAN BIRDS<br>Martin         |                           |                          | 6,882   |                       |                     |                      | 1,791                |                  |                    | 5,091                      |

# CURRENT RESTRICTED FUNDS

Combined Statement of Revenue, Expenditures and Changes in Fund Balance  
For Fiscal Year Ended June 30, 2000

## NATIONAL SCIENCE FOUNDATION

| Index                | Account Name<br>Project Director            | Fund<br>Balance<br>7/1/99 | Prior<br>Year<br>Adjust. | Revenue          | Transfers<br>In (Out) | Salaries<br>& Wages | Employee<br>Benefits | Operating<br>Expend. | Indirect<br>Cost | Capital<br>Expend. | Fund<br>Balance<br>6/30/00 |
|----------------------|---|---------------------------|--------------------------|------------------|-----------------------|---------------------|----------------------|----------------------|------------------|--------------------|----------------------------|
| M25547               | SNOWSHOE HARES/LYNX GENETICS<br>Mills       | (15,517)                  |                          | 69,536           |                       | 15,162              | 2,817                | 37,525               | 22,479           | 3,966              | (27,930)                   |
| M25548               | CORE MASS SPECTRAL ANALYSIS<br>Thompson     |                           |                          | 316,620          |                       |                     |                      |                      |                  | 351,800            | (35,180)                   |
| M25549               | LTREB: NEST PREDATION<br>Martin             |                           |                          | 921              |                       | 1,277               | 152                  |                      | 315              |                    | (823)                      |
| M25550               | HIGH SPEED RESEARCH CONNECTIVE<br>Churchill |                           |                          | 175,000          |                       |                     |                      | 91,983               |                  | 148,146            | (65,129)                   |
| M25551               | FSML: RESEARCH EQUIPMENT<br>Stanford        |                           |                          | 20,545           |                       |                     |                      | 15,041               |                  | 6,583              | (1,079)                    |
| M25552               | NSF POSTDOCTOR-FELLOW (BRICK)<br>Cobbs      |                           |                          | 9,000            |                       |                     | 25                   | 6,729                |                  |                    | 2,246                      |
| M25553               | MESOZOIC REEF EVOLUTION<br>Stanley          |                           |                          | 1,486            |                       |                     |                      | 2,343                | 3                |                    | (860)                      |
| M25556               | LIFE HISTORY EVOLUTION<br>Martin            |                           |                          | 1,916            |                       |                     |                      | 1,521                | 395              |                    | 0                          |
| M25557               | NSF POSTDOC FELLOW (STEINBERG)<br>Allendorf |                           |                          | 10,000           |                       |                     |                      | 97                   |                  |                    | 9,903                      |
| M25558               | MESOZOIC REEF EVOLUTION<br>Stanley          |                           |                          | 384              |                       | 1,603               | 131                  |                      | 434              |                    | (1,784)                    |
| M25559               | ADAPTIVE GENETIC ALGORITHMS<br>Wright       |                           |                          | 7,560            |                       |                     |                      | 1,518                |                  |                    | 6,042                      |
| M25563               | SNOWSHOE HARES/LYNX GENETICS<br>Mills       |                           |                          |                  |                       | 1,501               | 61                   |                      | 390              |                    | (1,952)                    |
| M25571               | CAREER: REU SUPPLEMENT<br>Samuels           |                           |                          |                  |                       | 2,100               | 5                    |                      | 525              |                    | (2,630)                    |
| M25572               | CAREER: ROA SUPPLEMENT<br>Samuels           |                           |                          |                  |                       | 899                 | 73                   |                      | 394              |                    | (1,366)                    |
|                      | <b>Total Research</b>                       | <b>(199,242)</b>          | <b>(5,374)</b>           | <b>2,191,481</b> |                       | <b>530,382</b>      | <b>88,058</b>        | <b>819,651</b>       | <b>258,054</b>   | <b>554,669</b>     | <b>(263,949)</b>           |
| <b>MISCELLANEOUS</b> |   |                           |                          |                  |                       |                     |                      |                      |                  |                    |                            |
| M25697               | NSF GAAP - INSTRUCTION<br>Weer              |                           |                          | (2,189)          |                       |                     | (72)                 |                      | (2,117)          |                    | 0                          |
| M25698               | NSF GAAP - RESEARCH                         | 237,726                   |                          | (211,921)        |                       |                     | (22,203)             |                      | (258,054)        |                    | 306,062                    |

# CURRENT RESTRICTED FUNDS

Combined Statement of Revenue, Expenditures and Changes in Fund Balance  
For Fiscal Year Ended June 30, 2000

## NATIONAL SCIENCE FOUNDATION

| Index | Account Name<br>Project Director  | Fund<br>Balance<br>7/1/99 | Prior<br>Year<br>Adjust. | Revenue     | Transfers<br>In (Out) | Salaries<br>& Wages | Employee<br>Benefits | Operating<br>Expend. | Indirect<br>Cost | Capital<br>Expend. | Fund<br>Balance<br>6/30/00 |
|-------|-----------------------------------|---------------------------|--------------------------|-------------|-----------------------|---------------------|----------------------|----------------------|------------------|--------------------|----------------------------|
|       | Weer                              |                           |                          |             |                       |                     |                      |                      |                  |                    |                            |
|       | Total Miscellaneous               | 237,726                   |                          | (214,110)   |                       |                     | (22,275)             |                      | (260,171)        |                    | 306,062                    |
|       | TOTAL NATIONAL SCIENCE FOUNDATION | \$30,983                  | (\$6,788)                | \$2,148,594 | (\$7,959)             | \$533,665           | \$66,198             | \$978,673            | \$0              | \$554,669          | \$31,625                   |



# CURRENT RESTRICTED FUNDS

Combined Statement of Revenue, Expenditures and Changes in Fund Balance  
For Fiscal Year Ended June 30, 2000

## ENVIRONMENTAL PROTECTION AGENCY

| Index                 | Account Name<br>Project Director                 | Fund<br>Balance<br>7/1/99 | Revenue         | Transfers<br>In(Out) | Salaries<br>& Wages | Employee<br>Benefits | Operating<br>Expend. | Indirect<br>Cost | Fund<br>Balance<br>6/30/00 |
|-----------------------|--|---------------------------|-----------------|----------------------|---------------------|----------------------|----------------------|------------------|----------------------------|
| <b>RESEARCH:</b>      |  |                           |                 |                      |                     |                      |                      |                  |                            |
| M25711                | GROUND/SURFACE WATER WORKSHOP<br>Stanford        | \$                        | \$25,000        | (\$860)              | \$12,421            | \$2,980              | \$1,781              | \$6,958          | \$0                        |
| M25701                | EPA GRADUATE FELLOW-Y.PAGE<br>Eck                | 1,408                     | 11,325          |                      |                     |                      | 9,008                |                  | 3,725                      |
| M25706                | SALMONID SPAWNING/SW OREGON<br>Frissell          | (577)                     | 593             |                      |                     |                      | 15                   | 1                | 0                          |
| M25715                | MULTI-SCALE HEALTH OF BIRDS<br>Martin            |                           | 24,041          |                      | 34,250              | 14,991               | 2,514                | 20,961           | (48,675)                   |
|                       | <b>Total Research</b>                            | <b>831</b>                | <b>60,959</b>   | <b>(860)</b>         | <b>46,671</b>       | <b>17,971</b>        | <b>13,318</b>        | <b>27,920</b>    | <b>(44,950)</b>            |
| <b>MISCELLANEOUS:</b> |  |                           |                 |                      |                     |                      |                      |                  |                            |
| M25798                | EPA GAAP - RESEARCH<br>Weer                      | 577                       | 14,425          |                      |                     | (5,753)              |                      | (27,920)         | 48,675                     |
|                       | <b>Total Miscellaneous</b>                       | <b>577</b>                | <b>14,425</b>   |                      |                     | <b>(5,753)</b>       |                      | <b>(27,920)</b>  | <b>48,675</b>              |
|                       | <b>TOTAL ENVIRONMENTAL<br/>PROTECTION AGENCY</b> | <b>\$1,408</b>            | <b>\$75,384</b> | <b>(\$860)</b>       | <b>\$46,671</b>     | <b>\$12,218</b>      | <b>\$13,318</b>      | <b>\$0</b>       | <b>\$3,725</b>             |

## CURRENT RESTRICTED FUNDS

Combined Statement of Revenue, Expenditures and Changes in Fund Balance  
For Fiscal Year Ended June 30, 2000

### DEPARTMENT OF EDUCATION

| Index              | Account Name<br>Project Director             | Fund<br>Balance<br>7/1/99 | Prior<br>Year<br>Adjust. | Revenue  | Transfers<br>In (Out) | Salaries<br>& Wages | Employee<br>Benefits | Operating<br>Expend. | Indirect<br>Cost | Capital<br>Expend. | Fund<br>Balance<br>6/30/00 |
|--------------------|--|---------------------------|--------------------------|----------|-----------------------|---------------------|----------------------|----------------------|------------------|--------------------|----------------------------|
| <b>INSTRUCTION</b> |  |                           |                          |          |                       |                     |                      |                      |                  |                    |                            |
| M25806             | LITERACY SKILLS/EARLY CHILDHD<br>van den Pol | (\$16,654)                | \$                       | \$10,026 | \$                    | (\$6,821)           | (\$994)              | \$1,678              | (\$491)          | \$                 | \$0                        |
| M25807             | LANGUAGE/LITERACY SKILLS<br>van den Pol      |                           |                          | 104,017  |                       | 61,536              | 20,156               | 18,998               | 8,055            |                    | (4,728)                    |
| M25810             | CHILD CARE PLUS PROGRAM INCOME<br>Mulligan   | (41)                      |                          |          |                       |                     |                      |                      | (41)             |                    | 0                          |
| M25816             | CO-TEACH EARLY INTERVENTION<br>van den Pol   | (1)                       |                          | 1,324    |                       | 954                 | 382                  |                      | (13)             |                    | 0                          |
| M25817             | CO-TEACH EARLY INTERVENTION<br>van den Pol   | (2,718)                   |                          | 15,298   |                       | 6,502               | 2,717                | 2,481                | 936              |                    | (56)                       |
| M25822             | TIME: CHILD CARE PLUS PROJ<br>Morris         | (11,421)                  |                          | 47,709   |                       | 20,185              | 8,921                | 4,494                | 2,688            |                    | 0                          |
| M25823             | TIME PROGRAM INCOME ACCOUNT<br>Morris        | 426                       |                          | 4,780    |                       |                     |                      | 2,047                | 205              |                    | 2,954                      |
| M25824             | TIME: CHILD CARE PLUS PROJ<br>Morris         |                           |                          | 86,467   |                       | 46,323              | 18,251               | 21,536               | 6,889            |                    | (6,532)                    |
| M25833             | RURAL FAMILY SUPPORT TRAINING<br>Forest      | (4,647)                   |                          | 42,702   |                       | 12,797              | 9,752                | 13,865               | 2,913            |                    | (1,272)                    |
| M25838             | PARTNERSHIPS FOR DIVERSITY<br>Vogelsberg     | (14,737)                  |                          | 47,451   |                       | 12,303              | 3,823                | 14,869               | 1,719            |                    | 0                          |
| M25839             | PARTNERSHIPS FOR DIVERSITY<br>Vogelsberg     |                           |                          | 100,844  |                       | 31,017              | 9,464                | 63,414               | 6,529            |                    | (9,580)                    |
| M25862             | UNDERGRAD INTL STUDIES/FOREIGN<br>O'Donnell  | (313)                     |                          | 2,029    |                       | 990                 | 599                  |                      | 127              |                    | 0                          |
| M25863             | UNDERGRAD INTL STUDIES/FOREIGN<br>O'Donnell  |                           |                          | 54,633   |                       | 36,933              | 8,496                | 8,272                | 4,296            |                    | (3,364)                    |
| M25868             | STUDENT SUPPORT SERVICES YR3<br>Carlisle     |                           |                          | 223,673  |                       | 147,086             | 50,950               | 26,552               | 17,967           |                    | (18,882)                   |
| M25872             | UPWARD BOUND 1998-99<br>Stannard             | (1,593)                   |                          | 1,593    |                       |                     |                      |                      |                  |                    | 0                          |
| M25873             | UPWARD BOUND 1999-2000<br>Stannard           | (62,378)                  |                          | 338,598  |                       | 114,963             | 40,204               | 108,013              | 20,796           |                    | (7,756)                    |

## CURRENT RESTRICTED FUNDS

Combined Statement of Revenue, Expenditures and Changes in Fund Balance  
For Fiscal Year Ended June 30, 2000

### DEPARTMENT OF EDUCATION

433

| Index           | Account Name<br>Project Director            | Fund<br>Balance<br>7/1/99 | Prior<br>Year<br>Adjust. | Revenue          | Transfers<br>In (Out) | Salaries<br>& Wages | Employee<br>Benefits | Operating<br>Expend. | Indirect<br>Cost | Capital<br>Expend. | Fund<br>Balance<br>6/30/00 |
|-----------------|---|---------------------------|--------------------------|------------------|-----------------------|---------------------|----------------------|----------------------|------------------|--------------------|----------------------------|
| M25874          | UPWARD BOUND 2000-2001<br>Stannard          |                           |                          | 4,671            |                       | 22,141              | 2,810                | 31,868               | 3,002            |                    | (55,150)                   |
| M25884          | JACOB JAVITS FELLOW: LAPIDUS<br>Bigley      | (90)                      |                          | 24,731           |                       |                     |                      | 24,673               |                  |                    | (32)                       |
| M25889          | MCNAIR POSTBACCALAUREATE PROG<br>Lacounte   | (13,000)                  |                          | 64,244           |                       | 22,934              | 8,108                | 16,178               | 4,024            |                    | 0                          |
| M25890          | MCNAIR POSTBACCALAUREATE PROG<br>Lacounte   |                           |                          | 139,695          |                       | 65,099              | 21,833               | 53,776               | 10,112           |                    | (11,125)                   |
| M25893          | SAFE SCHOOLS<br>van den Pol                 | (1,838)                   | (2,752)                  | 202,091          |                       | 114,158             | 39,583               | 40,709               | 15,556           |                    | (12,505)                   |
| M25900          | DIRECTED MODEL DEMONSTRATION<br>Maloney     |                           |                          | 48,667           |                       | 32,380              | 12,175               | 7,577                | 4,171            |                    | (7,636)                    |
| M25992          | RURAL FAMILY PROGRAM INCOME<br>Forest       | 178                       |                          |                  |                       |                     |                      | 178                  |                  |                    | 0                          |
| M25993          | CHILD CARE PLUS PROGRAM INCOME<br>Mulligan  | 3,328                     |                          |                  | (2,455)               | 301                 | 178                  | 314                  | 300              |                    | (220)                      |
|                 | <b>Total Instruction</b>                    | <b>(125,499)</b>          | <b>(2,752)</b>           | <b>1,565,243</b> | <b>(2,455)</b>        | <b>741,781</b>      | <b>257,408</b>       | <b>461,492</b>       | <b>109,740</b>   |                    | <b>(135,884)</b>           |
| <b>RESEARCH</b> |   |                           |                          |                  |                       |                     |                      |                      |                  |                    |                            |
| M25801          | RISES: SOCIAL SECURITY EMPLOY<br>Vogelsberg | (17,503)                  |                          | 75,495           |                       | 28,969              | 11,058               | 5,305                | 12,660           |                    | 0                          |
| M25802          | RISES: SOCIAL SECURITY EMPLOY<br>Vogelsberg |                           |                          | 111,132          |                       | 62,559              | 19,163               | 18,399               | 27,338           |                    | (16,327)                   |
| M25846          | RURAL REHABILITATION SERVICES<br>Seekins    | (34,878)                  |                          | 144,877          |                       | 50,577              | 22,200               | 22,875               | 14,347           |                    | 0                          |
| M25847          | REHAB RESEARCH/TRAINING CENTER<br>Seekins   |                           |                          | 310,039          |                       | 151,207             | 57,788               | 88,370               | 44,605           |                    | (31,931)                   |
| M25848          | REHAB RESEARCH/TRAINING CENTER<br>Seekins   |                           |                          | 2,392            |                       | 1,726               | 5                    | 1,120                | 427              |                    | (886)                      |
| M25879          | ETHICS GRADUATE DEGREE PROGRAM<br>Elliott   | (6,778)                   |                          | 46,459           |                       | 24,152              | 4,084                | 9,396                | 3,011            |                    | (962)                      |
|                 | <b>Total Research</b>                       | <b>(59,159)</b>           |                          | <b>690,394</b>   |                       | <b>319,190</b>      | <b>114,298</b>       | <b>145,465</b>       | <b>102,388</b>   |                    | <b>(50,106)</b>            |

### PUBLIC SERVICE

# CURRENT RESTRICTED FUNDS

Combined Statement of Revenue, Expenditures and Changes in Fund Balance  
For Fiscal Year Ended June 30, 2000

## DEPARTMENT OF EDUCATION

| Index                                | Account Name<br>Project Director          | Fund<br>Balance<br>7/1/99 | Prior<br>Year<br>Adjust. | Revenue            | Transfers<br>In (Out) | Salaries<br>& Wages | Employee<br>Benefits | Operating<br>Expend. | Indirect<br>Cost | Capital<br>Expend. | Fund<br>Balance<br>6/30/00 |
|--------------------------------------|---|---------------------------|--------------------------|--------------------|-----------------------|---------------------|----------------------|----------------------|------------------|--------------------|----------------------------|
| M25841                               | SYSTEM: DISABLED CHILDREN<br>McGregor     | (22,488)                  |                          | 24,348             |                       | (3)                 | 1,026                | 28                   | 809              |                    | 0                          |
| M25842                               | SYSTEM: DISABLED CHILDREN<br>McGregor     |                           |                          | 148,762            |                       | 64,150              | 20,660               | 71,771               | 12,526           |                    | (20,345)                   |
| M25851                               | THE SELF-EMPLOYMENT EXPER<br>Arnold       | (6,577)                   |                          | 13,322             |                       | 3,537               | 1,759                | 569                  | 880              |                    | 0                          |
| M25852                               | THE SELF-EMPLOYMENT EXPER<br>Arnold       |                           |                          | 75,047             |                       | 43,614              | 16,364               | 10,707               | 10,603           |                    | (6,241)                    |
| M25857                               | MT RURAL EMPLOYMENT INITIATIVE<br>Griffin | (19,213)                  | (728)                    | 88,405             |                       | 16,628              | 7,180                | 37,387               | 7,269            |                    | 0                          |
| M25858                               | MT RURAL EMPLOYMENT INITIATIVE<br>Griffin |                           |                          | 133,275            |                       | 52,178              | 19,695               | 47,426               | 22,802           |                    | (8,826)                    |
| M25867                               | STUDENT SUPPORT SERVICES<br>Carlisle      | (15,502)                  | (41)                     | 62,204             |                       | 17,671              | 8,626                | 16,907               | 3,457            |                    | 0                          |
| M25991                               | PROGRAM INCOME<br>Seekins                 | 6,751                     |                          | 1,303              |                       |                     |                      | 2,900                | 290              |                    | 4,864                      |
|                                      | <b>Total Public Service</b>               | <b>(57,029)</b>           | <b>(769)</b>             | <b>546,666</b>     |                       | <b>197,775</b>      | <b>75,310</b>        | <b>187,695</b>       | <b>58,636</b>    |                    | <b>(30,548)</b>            |
| <b>MISCELLANEOUS</b>                 |   |                           |                          |                    |                       |                     |                      |                      |                  |                    |                            |
| M26197                               | ED GAAP - INSTRUCTION<br>Weer             | 251,301                   |                          | (218,916)          |                       |                     | (84,028)             |                      | (109,740)        |                    | 226,153                    |
| M26198                               | ED GAAP - RESEARCH<br>Weer                | 1,069                     |                          | (140,895)          |                       |                     | (35,642)             |                      | (102,388)        |                    | (1,796)                    |
| M26199                               | ED GAAP - PUBLIC SERVICE<br>Weer          |                           |                          | (81,771)           |                       |                     | (23,135)             |                      | (58,636)         |                    | 0                          |
|                                      | <b>Total Miscellaneous</b>                | <b>252,370</b>            |                          | <b>(441,582)</b>   |                       |                     | <b>(142,805)</b>     |                      | <b>(270,764)</b> |                    | <b>224,357</b>             |
| <b>TOTAL DEPARTMENT OF EDUCATION</b> |   |                           |                          |                    |                       |                     |                      |                      |                  |                    |                            |
|                                      |   | <b>\$10,683</b>           | <b>(\$3,521)</b>         | <b>\$2,360,721</b> | <b>(\$2,455)</b>      | <b>\$1,258,746</b>  | <b>\$304,211</b>     | <b>\$794,652</b>     | <b>\$0</b>       |                    | <b>\$7,819</b>             |



## CURRENT RESTRICTED FUNDS

Combined Statement of Revenue, Expenditures and Changes in Fund Balance  
For Fiscal Year Ended June 30, 2000

### MISCELLANEOUS FEDERAL AGENCIES

435

| Index              | Account Name<br>Project Director            | Fund<br>Balance<br>7/1/99 | Prior<br>Year<br>Adjust. | Revenue  | Salaries<br>& Wages | Employee<br>Benefits | Operating<br>Expend. | Indirect<br>Cost | Capital<br>Expend. | Fund<br>Balance<br>6/30/00 |
|--------------------|---|---------------------------|--------------------------|----------|---------------------|----------------------|----------------------|------------------|--------------------|----------------------------|
| <b>INSTRUCTION</b> |   |                           |                          |          |                     |                      |                      |                  |                    |                            |
| M26501             | MT PUBLIC RADIO SIGNAL EXTEN.<br>Marcus     | (\$723)                   |                          | \$42,372 | \$                  |                      | \$37,426             | \$               | \$52,234           | (\$48,011)                 |
| M26502             | GLOBAL TRADE RESEARCH PROG<br>Sherman       | (60,621)                  | (2,999)                  | 417,059  | 154,982             | 43,273               | 112,323              | 42,861           |                    | 0                          |
| M26504             | GLOBAL PHENOLOGY MONITOR/WHITE<br>Running   | (6,962)                   |                          | 10,124   |                     |                      | 3,162                |                  |                    | 0                          |
| M26509             | REPLICATING FACULTY FELLOWS<br>Knee         | (1,612)                   |                          | 9,521    |                     |                      | 7,532                | 377              |                    | 0                          |
| M26510             | REPLICATING FACULTY FELLOWS<br>Humphries    | (8,970)                   |                          | 25,541   | 3,600               | 2,178                | 10,004               | 789              |                    | 0                          |
| M26511             | WATERSHED HEALTH CLINIC - CCF<br>Watson     | (2,303)                   |                          | 3,500    | 674                 | 97                   | 426                  |                  |                    | 0                          |
| M26512             | LEARN & SERVE FACULTY FELLOWS<br>Slotnick   | (3,500)                   |                          | 3,500    |                     |                      |                      |                  |                    | 0                          |
| M26513             | LEARN & SERVE FACULTY FELLOWS<br>Garthwait  | (3,086)                   |                          | 3,500    |                     |                      | 414                  |                  |                    | 0                          |
| M26515             | NASA EARTH SYST SCIENCE FELLOW<br>Field     | (9,095)                   |                          | 21,890   |                     |                      | 19,157               |                  |                    | (6,362)                    |
| M26517             | PEACE CORPS RECRUIT STRATEGY<br>Siebert     | (4,133)                   |                          | 5,375    | 864                 | 70                   | 214                  | 94               |                    | 0                          |
| M26520             | CLINICAL ASSIST PROF/PHARMACY<br>Cochran    | (6,047)                   |                          | 6,047    |                     |                      |                      |                  |                    | 0                          |
| M26524             | MARTIN LUTHER KING, JR. INIT<br>Vernon      | (962)                     |                          | 962      |                     |                      |                      |                  |                    | 0                          |
| M26525             | WTC PROGRAM INCOME<br>Sherman               | 69,905                    |                          | 109,015  | 74,391              | 15,784               | 87,949               | 17,254           |                    | (16,458)                   |
| M26526             | REPLICATING FACULTY FELLOWS<br>Humphries    |                           |                          | 30,782   | 12,497              | 5,881                | 14,032               | 1,621            |                    | (3,249)                    |
| M26527             | SANCOM: WORKSHOP/TRAINING PROJ<br>O'Donnell | 11,374                    |                          | 20,000   | 22,250              | 5,617                | 14                   |                  |                    | 3,493                      |
| M26533             | BOSNIA/HERZEGOVINA U-GRADUATE<br>Lusk       |                           |                          | 92,000   | 136                 | 5                    | 110,203              |                  |                    | (18,344)                   |
| M26534             | BOSNIA/HERZEGOVINA U-GRADUATE               |                           |                          | 3,000    | 1,752               | 71                   | 197                  |                  |                    | 980                        |

## CURRENT RESTRICTED FUNDS

Combined Statement of Revenue, Expenditures and Changes in Fund Balance  
For Fiscal Year Ended June 30, 2000

### MISCELLANEOUS FEDERAL AGENCIES

| Index           | Account Name<br>Project Director | Fund<br>Balance<br>7/1/99 | Prior<br>Year<br>Adjust. | Revenue        | Salaries<br>& Wages | Employee<br>Benefits | Operating<br>Expend. | Indirect<br>Cost | Capital<br>Expend. | Fund<br>Balance<br>6/30/00 |
|-----------------|----------------------------------|---------------------------|--------------------------|----------------|---------------------|----------------------|----------------------|------------------|--------------------|----------------------------|
|                 | Lusk                             |                           |                          |                |                     |                      |                      |                  |                    |                            |
| M26535          | CLINICAL ASSIST PROF/PHARMACY    |                           |                          | 15,314         | 13,738              | 4,999                |                      |                  |                    | (3,423)                    |
|                 | Cochran                          |                           |                          |                |                     |                      |                      |                  |                    |                            |
| M26537          | PEACE CORPS RECRUIT STRATEGY     |                           |                          | 5,644          | 8,500               | 23                   | 586                  | 851              |                    | (4,316)                    |
|                 | Siebert                          |                           |                          |                |                     |                      |                      |                  |                    |                            |
| M26538          | THE SAFETY ZONE                  |                           |                          | 837            | 70                  | 5                    | 2,580                | 133              |                    | (1,951)                    |
|                 | Brownlee                         |                           |                          |                |                     |                      |                      |                  |                    |                            |
|                 | <b>Total Instruction</b>         | <b>(26,735)</b>           | <b>(2,999)</b>           | <b>825,983</b> | <b>293,454</b>      | <b>78,003</b>        | <b>406,219</b>       | <b>63,980</b>    | <b>52,234</b>      | <b>(97,641)</b>            |
| <b>RESEARCH</b> |                                  |                           |                          |                |                     |                      |                      |                  |                    |                            |
| M26503          | HIGHWAY EFFECTS ON GRIZZLIES     | (61,909)                  |                          | 81,240         | 2,106               | 172                  | 22,777               | 2,506            |                    | (8,230)                    |
|                 | Servheen                         |                           |                          |                |                     |                      |                      |                  |                    |                            |
| M26505          | BOREAS AREA PARAMETER MAPS       | (30,713)                  | (875)                    | 82,867         | 26,825              | 7,457                | 4,745                | 12,252           |                    | 0                          |
|                 | Running                          |                           |                          |                |                     |                      |                      |                  |                    |                            |
| M26507          | GLOBAL CARBON CYCLE ASSESSMENT   | (22,934)                  |                          | 38,200         | 5,285               | 1,334                | 6,337                | 2,310            |                    | 0                          |
|                 | Running                          |                           |                          |                |                     |                      |                      |                  |                    |                            |
| M26508          | VEMAP II: MODEL COMPARING MAP    | (48,717)                  | 4,300                    | 53,562         | 3,625               | 1,902                | (965)                | 1,583            | 3,000              | 0                          |
|                 | Running                          |                           |                          |                |                     |                      |                      |                  |                    |                            |
| M26514          | MONITOR GLOBAL VEGETATION        | (29,149)                  | (17)                     | 64,839         | 13,600              | 5,070                | 14,068               | 6,956            |                    | (4,021)                    |
|                 | Running                          |                           |                          |                |                     |                      |                      |                  |                    |                            |
| M26516          | RATTAN DIVERSITY MANAGEMENT      | (19,488)                  | 511                      | 30,938         | 6,203               | 1,335                | 12,784               | 2,711            |                    | (11,072)                   |
|                 | Siebert                          |                           |                          |                |                     |                      |                      |                  |                    |                            |
| M26519          | PROFESSIONAL ENHANCEMENT PROG    | (17,239)                  |                          | 344,619        | 90,679              | 29,316               | 230,063              |                  |                    | (22,678)                   |
|                 | Chestnut                         |                           |                          |                |                     |                      |                      |                  |                    |                            |
| M26521          | RESOLUTION IMAGE SPECTOMETER     | (76,204)                  | 875                      | 530,714        | 275,725             | 76,490               | 32,422               | 152,225          | 9,688              | (91,165)                   |
|                 | Running                          |                           |                          |                |                     |                      |                      |                  |                    |                            |
| M26522          | MONTANA RIPARIAN ASSOCIATION     | 1,028                     |                          |                |                     |                      |                      |                  |                    | 1,028                      |
|                 | Pfister                          |                           |                          |                |                     |                      |                      |                  |                    |                            |
| M26528          | AAIP CONTRACT                    |                           |                          | 5,250          | 3,249               | 1,612                |                      | 389              |                    | 0                          |
|                 | Lerner                           |                           |                          |                |                     |                      |                      |                  |                    |                            |
| M26529          | BIOMARKERS IN ASTROMATERIALS     | (3,161)                   |                          | 11,043         | 2,301               | 468                  | 2,935                | 2,310            |                    | (132)                      |
|                 | Hinman                           |                           |                          |                |                     |                      |                      |                  |                    |                            |
| M26530          | INTL EOS NAT RESOURCE TRAINING   | (293,433)                 | (38,334)                 | 1,169,585      | 350,451             | 115,066              | 265,256              | 282,265          |                    | (175,220)                  |
|                 | Bailey                           |                           |                          |                |                     |                      |                      |                  |                    |                            |

## CURRENT RESTRICTED FUNDS

Combined Statement of Revenue, Expenditures and Changes in Fund Balance  
For Fiscal Year Ended June 30, 2000

### MISCELLANEOUS FEDERAL AGENCIES

| Index  | Account Name<br>Project Director              | Fund<br>Balance<br>7/1/99 | Prior<br>Year<br>Adjust. | Revenue          | Salaries<br>& Wages | Employee<br>Benefits | Operating<br>Expend. | Indirect<br>Cost | Capital<br>Expend. | Fund<br>Balance<br>6/30/00 |
|--------|---|---------------------------|--------------------------|------------------|---------------------|----------------------|----------------------|------------------|--------------------|----------------------------|
| M26531 | INTL EOS NAT RESOURCE TRAINING<br>Running     | (334,756)                 | (8,944)                  | 1,278,860        | 259,165             | 73,227               | 298,302              | 209,870          | 413,029            | (318,433)                  |
| M26532 | VEGETATION CHANGE IN SAHEL<br>Running         |                           |                          | 14,676           | 8,855               | 1,720                | 5,577                | 6,541            |                    | (8,017)                    |
| M26536 | RESEARCH DEVELOP CENTER<br>Rudbach            |                           |                          | 60,620           | 40,571              | 15,152               | 9,019                |                  |                    | (4,122)                    |
| M26539 | MT MANUFACTURING INFORMATION<br>Campbell      |                           |                          | 51,768           | 25,519              | 8,259                | 15,074               | 2,092            |                    | 824                        |
| M26540 | GLOBAL-REGION LAND-ATMOSPHERE<br>Nemani       |                           |                          | 25,000           | 3,978               | 812                  | 15,167               | 8,083            |                    | (3,040)                    |
| M26548 | ECOLINKS<br>Sherman                           |                           |                          | 5,000            |                     |                      | 5,000                |                  |                    | 0                          |
| M26550 | MONTANA MANUFACTURING INFO SYSTEM<br>Keegan   |                           |                          |                  | 7,240               | 2,099                | 3,925                | 1,327            |                    | (14,591)                   |
| M26551 | EARTH SCIENCE ENTERPRISE EDUCATION<br>Kuglin  |                           |                          |                  | 20,263              | 4,647                | 967                  | 9,833            |                    | (35,710)                   |
| M26552 | SPRAWL IMPACTS ON U.S. CARBON<br>Nemani       |                           |                          |                  | 4,895               | 1,009                | 1,275                | 2,908            |                    | (10,087)                   |
| M26555 | AAIP CONTRACT<br>Lerner                       |                           |                          | 3,150            | 5,469               | 2,341                |                      | 625              |                    | (5,285)                    |
| M26556 | TECH/EMPLOY DISABLED PEOPLE<br>Enders         |                           |                          |                  | 8,330               | 2,780                | 3,069                | 5,388            |                    | (19,567)                   |
| M26560 | SOCIETY FOR CONSERVATION BIOLOGY<br>Pletscher |                           |                          |                  |                     |                      | 5,000                |                  |                    | (5,000)                    |
| M26506 | PATHWAYS TO DISCOVERY PROJECT<br>Churchill    |                           |                          |                  | 21,014              | 4,520                | 108,664              | 50,995           |                    | (185,193)                  |
| M26558 | MTCC VISTA PROJECT<br>McGovern                |                           |                          |                  |                     |                      | 112                  |                  |                    | (112)                      |
| M26559 | MTCC VISTA PROJECT<br>McGovern                |                           |                          | 91               |                     |                      | 1,933                |                  |                    | (1,842)                    |
|        | <b>Total Research</b>                         | <b>(936,675)</b>          | <b>(42,484)</b>          | <b>3,852,022</b> | <b>1,185,348</b>    | <b>356,788</b>       | <b>1,063,506</b>     | <b>763,169</b>   | <b>425,717</b>     | <b>(921,665)</b>           |

### MISCELLANEOUS

|        |                             |  |  |          |  |          |  |          |  |   |
|--------|-----------------------------|--|--|----------|--|----------|--|----------|--|---|
| M26997 | MISC FED GAAP - INSTRUCTION |  |  | (92,060) |  | (28,080) |  | (63,980) |  | 0 |
|--------|-----------------------------|--|--|----------|--|----------|--|----------|--|---|

# CURRENT RESTRICTED FUNDS

Combined Statement of Revenue, Expenditures and Changes in Fund Balance  
For Fiscal Year Ended June 30, 2000

## MISCELLANEOUS FEDERAL AGENCIES

| Index  | Account Name<br>Project Director | Fund<br>Balance<br>7/1/99 | Prior<br>Year<br>Adjust. | Revenue     | Salaries<br>& Wages | Employee<br>Benefits | Operating<br>Expend. | Indirect<br>Cost | Capital<br>Expend. | Fund<br>Balance<br>6/30/00 |
|--------|----------------------------------|---------------------------|--------------------------|-------------|---------------------|----------------------|----------------------|------------------|--------------------|----------------------------|
|        | Weer                             |                           |                          |             |                     |                      |                      |                  |                    |                            |
| M26998 | MISC FED GAAP - RESEARCH         | 1,045,717                 |                          | (845,574)   |                     | (122,138)            |                      | (712,174)        |                    | 1,034,455                  |
|        | Weer                             |                           |                          |             |                     |                      |                      |                  |                    |                            |
| M26999 | MISC FED GAAP - PUBLIC SERVICE   |                           |                          | (52,359)    |                     | (1,364)              |                      | (50,995)         |                    | 0                          |
|        | Weer                             |                           |                          |             |                     |                      |                      |                  |                    |                            |
|        | Total Miscellaneous              | 1,045,717                 |                          | (989,993)   |                     | (151,582)            |                      | (827,149)        |                    | 1,034,455                  |
|        | TOTAL MISCELLANEOUS              |                           |                          |             |                     |                      |                      |                  |                    |                            |
|        | FEDERAL AGENCIES                 | \$82,307                  | (\$45,483)               | \$3,688,012 | \$1,478,802         | \$283,209            | \$1,469,725          | \$0              | \$477,951          | \$15,149                   |



## CURRENT RESTRICTED FUNDS

Combined Statement of Revenue, Expenditures and Changes in Fund Balance  
For Fiscal Year Ended June 30, 2000

### FEDERAL SUBGRANTS

|       | Account Name                                     | Fund Balance | Prior Year |          | Transfers | Salaries | Employee | Operating | Indirect | Capital | Fund     |
|-------|--|--------------|------------|----------|-----------|----------|----------|-----------|----------|---------|----------|
| Index | Project Director                                 | 7/1/99       | Adjust.    | Revenue  | In (Out)  | & Wages  | Benefits | Expend.   | Cost     | Expend. | Balance  |
|       |  |              |            |          |           |          |          |           |          |         | 6/30/00  |
| 439   | INSTRUCTION                                      |              |            |          |           |          |          |           |          |         |          |
|       | M27010 MT BIODIVERSITY DETERMINANTS<br>Stanford  | (\$1,597)    | \$         | \$21,987 | \$        | \$9,958  | \$2,929  | \$3,152   | \$4,351  | \$      | \$0      |
|       | M27019 MONTANA WRITING PROJECT<br>Adler          | 23,076       |            | 25,000   |           | 18,750   | 2,838    | 9,825     |          |         | 16,663   |
|       | M27023 PUBLIC ACCESS RESOURCE CTR<br>Bailey      | (8,229)      |            |          |           | (7,500)  | (44)     | (2,039)   |          |         | 1,354    |
|       | M27024 MT AMER INDIAN PSYCH CAREER<br>Haddad     | (20,816)     | (1,000)    | 45,711   |           | 9,289    | 3,531    | 9,231     | 1,844    |         | 0        |
|       | M27037 ACADEMIC SUPPORT-SPECIAL POP<br>Wenderoth | (36,699)     |            | 36,699   |           |          |          |           |          |         | 0        |
|       | M27043 MONTECH PROGRAM INCOME<br>Leech           | 148          |            | 4,679    |           |          |          | 791       | 79       |         | 3,957    |
|       | M27044 MONTECH ASSISTANCE PROGRAM<br>McGregor    | (32,213)     | (503)      | 202,107  |           | 58,273   | 25,915   | 72,619    | 12,584   |         | 0        |
|       | M27056 SERVICE LEARNING/TEACHER EDUC<br>Ward     | 3,966        |            | 20,774   |           | 2,495    | 532      | 9,762     | 639      |         | 11,312   |
|       | M27072 EARLY CARE/CHILDHOOD TRAINING<br>Mulligan | (2,965)      |            | 5,767    |           | 1,038    | 555      | 954       | 255      |         | 0        |
|       | M27073 ARABIC/N AFRICAN CULTURE<br>Curnow        | 173          |            | 5,000    |           | 4,999    | 41       | 1,200     |          |         | (1,067)  |
|       | M27074 MATHEMATICS INITIATIVE (PUEMI)<br>Lott    | (10,311)     |            | 81,289   |           | 59,378   | 13,776   | 2,454     | 6,049    |         | (10,679) |
|       | M27078 MT-WY INDIAN SUPREME COURT<br>Smith       | (2,278)      |            | 9,154    |           |          |          | 2,728     | 218      |         | 3,930    |
|       | M27079 MONTANA TALES<br>Van den Pol              | (123,898)    | (4,453)    | 676,936  |           | 355,284  | 84,034   | 118,429   | 44,976   |         | (54,138) |
|       | M27082 INDIAN HEALTH SVCS TRAINING<br>Lerner     | 12,219       |            | 7,927    |           | 6,827    | 1,093    | 12,326    | 1,620    |         | (1,720)  |
|       | M27092 INCLUSIVE CHILD CARE MAP<br>Mulligan      | (1,435)      |            | 13,402   |           | 7,829    | 2,874    | 176       | 1,088    |         | 0        |
|       | M27095 NYSP 99<br>Glaes                          | 37,478       |            | 19,646   | (1)       | 29,896   | 3,087    | 24,140    |          |         | 0        |
|       | M27097 U-GRAD RESEARCH SCHOLAR PROG              |              |            | 13,000   |           |          |          | 12,000    |          |         | 1,000    |

# CURRENT RESTRICTED FUNDS

Combined Statement of Revenue, Expenditures and Changes in Fund Balance  
For Fiscal Year Ended June 30, 2000

## FEDERAL SUBGRANTS

| Index | Account Name<br>Project Director                  | Fund<br>Balance<br>7/1/99 | Prior<br>Year<br>Adjust. | Revenue | Transfers<br>In (Out) | Salaries<br>& Wages | Employee<br>Benefits | Operating<br>Expend. | Indirect<br>Cost | Capital<br>Expend. | Fund<br>Balance<br>6/30/00 |
|-------|---|---------------------------|--------------------------|---------|-----------------------|---------------------|----------------------|----------------------|------------------|--------------------|----------------------------|
|       | Queen   |                           |                          |         |                       |                     |                      |                      |                  |                    |                            |
|       | M27103 MT SPACE GRANT FELLOW: WILSON<br>Hinman    |                           |                          | 15,000  |                       |                     |                      | 16,724               |                  |                    | (1,724)                    |
|       | M27105 UNDERGRADUATE RESEARCH PROG<br>Hill        | (4,550)                   |                          | 6,750   |                       |                     |                      | 2,200                |                  |                    | 0                          |
|       | M27109 RURAL FAMILY SUPPORT TRAINING<br>Forest    |                           |                          | 21,096  |                       | 21,343              | 7,921                |                      | 2,341            |                    | (10,509)                   |
|       | M27127 UPWARD BOUND/FOOD SERVICE 1999<br>Stannard |                           |                          | 2,271   |                       |                     |                      | 2,271                |                  |                    | 0                          |
|       | M27130 ACADEMIC SUPPORT-SPECIAL POP<br>Wenderoth  |                           |                          | 109,380 |                       | 85,967              | 27,890               | 35,700               | 7,478            |                    | (47,655)                   |
|       | M27132 GRAD SOCIAL WORK WALLA WALLA<br>Knee       |                           |                          |         |                       | 58,163              | 18,312               | 190,973              | 21,666           | 3,383              | (292,497)                  |
|       | M27133 GRAD SOCIAL WORK WALLA WALLA<br>Knee       |                           |                          |         |                       | 1,349               | 3                    | 2,500                | 308              |                    | (4,160)                    |
|       | M27135 MONTECH PROGRAM<br>McGregor                |                           |                          | 284,647 |                       | 165,518             | 62,507               | 69,596               | 23,810           |                    | (36,784)                   |
|       | M27141 RURAL RESERVE PROGRAM - YWCA<br>Lerum      |                           |                          | 42,150  |                       |                     |                      | 28,055               | 1,403            |                    | 12,692                     |
|       | M27142 RURAL RESERVE PROGRAM - WORD<br>Lerum      |                           |                          | 31,614  |                       |                     |                      | 23,794               | 1,190            |                    | 6,630                      |
|       | M27143 PEER-LED TEAM-LEARNING<br>Cracolice        |                           |                          | 19,602  |                       | 16,932              | 1,096                | 22,220               | 15,305           |                    | (35,951)                   |
|       | M27144 MCH MEDIA COLLECTION 99-2000<br>Driessen   |                           |                          |         |                       | 5,566               | 1,753                | 1,781                |                  | 127                | (9,227)                    |
|       | M27145 MT SPACE GRANT FELLOW (SLATER)<br>Ware     |                           |                          | 16,724  |                       | 5,400               | 14                   | 11,310               |                  |                    | 0                          |
|       | M27162 LEWIS & CLARK RE-DISCOVERY PROG<br>Kuglin  |                           |                          | 36,709  |                       | 24,367              | 7,855                | 5,330                | 3,004            |                    | (3,847)                    |
|       | M27164 MAP TO INCLUSIVE CHILD CARE<br>Mulligan    |                           |                          | 31,549  |                       | 18,652              | 6,763                | 7,895                | 3,331            |                    | (5,092)                    |
|       | M27171 EARLY CARE/CHILDHOOD TRAINING<br>Mulligan  |                           |                          | 6,253   |                       | 4,118               | 1,025                | 1,564                | 671              |                    | (1,125)                    |
|       | M27185 NYSP 2000                                  |                           |                          | 44,823  |                       | 8,094               | 1,006                | 5,227                |                  |                    | 30,496                     |

## CURRENT RESTRICTED FUNDS

Combined Statement of Revenue, Expenditures and Changes in Fund Balance  
For Fiscal Year Ended June 30, 2000

### FEDERAL SUBGRANTS

| Index           | Account Name<br>Project Director | Fund<br>Balance<br>7/1/99 | Prior<br>Year<br>Adjust. | Revenue          | Transfers<br>In (Out) | Salaries<br>& Wages | Employee<br>Benefits | Operating<br>Expend. | Indirect<br>Cost | Capital<br>Expend. | Fund<br>Balance<br>6/30/00 |
|-----------------|----------------------------------|---------------------------|--------------------------|------------------|-----------------------|---------------------|----------------------|----------------------|------------------|--------------------|----------------------------|
|                 | Glaes                            |                           |                          |                  |                       |                     |                      |                      |                  |                    |                            |
| M27191          | MT GEAR UP: PART SUPPORT         |                           |                          |                  |                       |                     |                      | 2                    |                  |                    | (2)                        |
|                 | Erickson                         |                           |                          |                  |                       |                     |                      |                      |                  |                    |                            |
| M27201          | UNDERGRADUATE RESEARCH PROG      |                           |                          | 3,600            |                       |                     |                      | 4,622                | 414              |                    | (1,436)                    |
|                 | Hill                             |                           |                          |                  |                       |                     |                      |                      |                  |                    |                            |
| M27220          | MT GEAR UP: PROFESSIONAL DEVEL   |                           |                          |                  |                       | 672                 | 2                    | 1,662                |                  |                    | (2,336)                    |
|                 | Snyder                           |                           |                          |                  |                       |                     |                      |                      |                  |                    |                            |
|                 | <b>Total Instruction</b>         | <b>(167,931)</b>          | <b>(5,956)</b>           | <b>1,861,246</b> | <b>(1)</b>            | <b>972,657</b>      | <b>277,308</b>       | <b>711,174</b>       | <b>154,624</b>   | <b>3,510</b>       | <b>(431,915)</b>           |
| <b>RESEARCH</b> |                                  |                           |                          |                  |                       |                     |                      |                      |                  |                    |                            |
| M27002          | WETLANDS HYDROGEOMORPHIC TEST    | (16,936)                  |                          | 63,836           |                       | 28,318              | 9,147                | 3,704                | 10,624           |                    | (4,893)                    |
|                 | Hauer                            |                           |                          |                  |                       |                     |                      |                      |                  |                    |                            |
| M27003          | STUDY ROCK CREEK DRAINAGE        |                           |                          |                  |                       |                     |                      | 600                  | 84               |                    | (684)                      |
|                 | Granath                          |                           |                          |                  |                       |                     |                      |                      |                  |                    |                            |
| M27007          | MYXOBOLUS CEREBRALIS TUBIFEX     | (23,240)                  |                          | 25,586           |                       | 364                 | 17                   | 1,677                | 288              |                    | 0                          |
|                 | Granath                          |                           |                          |                  |                       |                     |                      |                      |                  |                    |                            |
| M27008          | SATELLITE DROUGHT MAPS           | (1,392)                   |                          | 22,926           |                       | 12,548              | 32                   | 4,722                | 7,007            |                    | (2,775)                    |
|                 | Queen                            |                           |                          |                  |                       |                     |                      |                      |                  |                    |                            |
| M27009          | MYXOBOLUS TUBIFEX/INFECT TROUT   | (3,698)                   |                          | 8,052            |                       |                     |                      | 3,819                | 535              |                    | 0                          |
|                 | Granath                          |                           |                          |                  |                       |                     |                      |                      |                  |                    |                            |
| M27011          | PATH-SATELLITE DROUGHT INDEX     | (333)                     |                          | 8,453            |                       | 8,100               | 20                   | 5,529                |                  |                    | (5,529)                    |
|                 | Queen                            |                           |                          |                  |                       |                     |                      |                      |                  |                    |                            |
| M27013          | PHOSPHORUS IN ZUNI, NM SOILS     | (26)                      |                          | 5,691            |                       |                     |                      | 5,665                |                  |                    | 0                          |
|                 | Deluca                           |                           |                          |                  |                       |                     |                      |                      |                  |                    |                            |
| M27017          | W MT POT HOLE WETLANDS ANALYSIS  | (10,702)                  |                          | 38,317           |                       | 20,807              | 1,523                | 8,216                | 9,553            |                    | (12,484)                   |
|                 | Hauer                            |                           |                          |                  |                       |                     |                      |                      |                  |                    |                            |
| M27018          | MT HIV PLANNING/PREVENTION       | (613)                     |                          | 4,560            |                       | 1,505               | 237                  | 1,548                | 657              |                    | 0                          |
|                 | Sondag                           |                           |                          |                  |                       |                     |                      |                      |                  |                    |                            |
| M27020          | SATELLITE DROUGHT MAPS           | (13,071)                  |                          | 36,458           |                       | 11,479              | 1,996                | 7,678                | 9,786            |                    | (7,552)                    |
|                 | Queen                            |                           |                          |                  |                       |                     |                      |                      |                  |                    |                            |
| M27021          | DYNAMICAL SYSTEMS CLUSTER        | (181)                     |                          | 181              |                       |                     |                      |                      |                  |                    | 0                          |
|                 | Field                            |                           |                          |                  |                       |                     |                      |                      |                  |                    |                            |
| M27026          | RELAPSE PROCESS OF ALCOHOLICS    | (483)                     |                          | 3,672            |                       | 880                 | 2                    | 2,307                |                  |                    | 0                          |
|                 | Hufford                          |                           |                          |                  |                       |                     |                      |                      |                  |                    |                            |

# CURRENT RESTRICTED FUNDS

Combined Statement of Revenue, Expenditures and Changes in Fund Balance  
For Fiscal Year Ended June 30, 2000

## FEDERAL SUBGRANTS

| Index | Account Name<br>Project Director                    | Fund<br>Balance<br>7/1/99 | Prior<br>Year<br>Adjust. | Revenue | Transfers<br>In (Out) | Salaries<br>& Wages | Employee<br>Benefits | Operating<br>Expend. | Indirect<br>Cost | Capital<br>Expend. | Fund<br>Balance<br>6/30/00 |
|-------|---|---------------------------|--------------------------|---------|-----------------------|---------------------|----------------------|----------------------|------------------|--------------------|----------------------------|
|       | M27027 BACTERIOPHAGE FROM BARTONELLA<br>Minnick     | (3,112)                   |                          | 3,112   |                       |                     |                      |                      |                  |                    | 0                          |
|       | M27028 ICE: CO2 & O2, PLACID LAKE, MT<br>DeGrandpre | 284                       |                          | (284)   |                       |                     |                      |                      |                  |                    | 0                          |
|       | M27029 U.S. STOCK MARKET BEHAVIOR<br>Ottaway        | 11                        |                          | (11)    |                       |                     |                      |                      |                  |                    | 0                          |
|       | M27030 MINE RECLAMATION AMENDMENTS<br>Ottaway       | (6,265)                   |                          | 20,376  |                       | 14,446              | 372                  | 3,389                |                  |                    | (4,096)                    |
|       | M27031 MEDICAID DRUG LITERATURE<br>Cochran          | (217)                     |                          | 17,862  |                       | 10,444              | 3,808                | 1,621                | 3,175            |                    | (1,403)                    |
|       | M27033 THE SHOW-ME PROJECT<br>Billstein             | (24,820)                  |                          | 156,211 |                       | 111,538             | 23,511               | 23,663               | 48,742           |                    | (76,063)                   |
|       | M27040 LIFE HISTORY-NEOMYSIS MERCEDIS<br>Stanford   |                           |                          |         |                       |                     |                      | 2                    |                  |                    | (2)                        |
|       | M27041 CHEMICAL HETEROGENEITY EFFECT<br>Holben      | (28,842)                  |                          | 133,016 |                       | 53,798              | 8,549                | 37,842               | 28,045           |                    | (24,060)                   |
|       | M27047 MT IDEA SVCS: DEAF-BLIND YOUTH<br>Maloney    | (2,130)                   |                          | 7,903   |                       | 3,726               | 1,452                | 168                  | 427              |                    | 0                          |
|       | M27052 MINERAL-DRAINAGES WATER QUAL<br>Hinman       |                           |                          | 10,977  |                       | 869                 | 176                  | 9,932                |                  |                    | 0                          |
|       | M27055 FLATHEAD MONITORING PROJECT<br>Stanford      | (2,799)                   | (3,055)                  | 27,906  |                       | 3,142               | 1,250                | 26,392               | 1,318            |                    | (10,050)                   |
|       | M27057 DOE-SSP CULTURE DATABASE<br>Holben           | (6,074)                   |                          | 11,568  |                       | 2,366               | 1,396                | 250                  | 1,482            |                    | 0                          |
|       | M27065 SEMINAR SPEAKERS PROGRAM<br>Hill             | (193)                     |                          | 193     |                       |                     |                      |                      |                  |                    | 0                          |
|       | M27066 UNDERGRADUATE RESEARCH PROG<br>Hill          |                           |                          |         |                       |                     |                      | 4,000                | (2,421)          |                    | (1,579)                    |
|       | M27067 NEW FACULTY SUPPORT FOR COFFIN<br>Hill       | (7,888)                   |                          | 7,888   |                       |                     |                      | 526                  |                  |                    | (526)                      |
|       | M27068 FACULTY SUPPORT FOR THOMPSON<br>Hill         |                           |                          | 23,178  |                       |                     |                      | 16,533               | 6,696            | 8,399              | (8,450)                    |
|       | M27069 STATE NSF/EPSCOR CONFERENCE<br>Hill          |                           |                          | 937     |                       |                     |                      | 937                  |                  |                    | 0                          |



# CURRENT RESTRICTED FUNDS

Combined Statement of Revenue, Expenditures and Changes in Fund Balance  
For Fiscal Year Ended June 30, 2000

## FEDERAL SUBGRANTS

| Index | Account Name<br>Project Director                   | Fund<br>Balance<br>7/1/99 | Prior<br>Year<br>Adjust. | Revenue | Transfers<br>In (Out) | Salaries<br>& Wages | Employee<br>Benefits | Operating<br>Expend. | Indirect<br>Cost | Capital<br>Expend. | Fund<br>Balance<br>6/30/00 |
|-------|--|---------------------------|--------------------------|---------|-----------------------|---------------------|----------------------|----------------------|------------------|--------------------|----------------------------|
|       |  |                           |                          |         |                       |                     |                      |                      |                  |                    |                            |
| 4.43  | M27071 OMP MOORING DATA QUALITY<br>DeGrandpre      |                           |                          | 11,413  |                       | 7,147               | 902                  | 694                  | 3,541            |                    | (871)                      |
|       | M27076 CLARK FORK RIV NUTRIENT LOADS<br>Watson     | (2,686)                   |                          | 12,006  |                       | 4,643               | 328                  | 4,349                |                  |                    | 0                          |
|       | M27077 REDUCE HYDROUS FERRIC OXIDES<br>Hinman      | (35)                      |                          | 251     |                       |                     |                      | 154                  | 62               |                    | 0                          |
|       | M27080 STANDARDS-BASED MATH CURRICULA<br>Billstein | (6,814)                   |                          | 21,076  |                       | 24,019              | 3,839                | 1,974                | 2,387            |                    | (17,957)                   |
|       | M27081 STANDARDS-BASED MATH CURRICULA<br>Billstein | 1,487                     |                          | 18,656  |                       |                     |                      | 25,402               |                  |                    | (5,259)                    |
|       | M27083 STEP COORDINATOR PROJECT<br>Bilderback      | (9,193)                   |                          | 17,070  |                       | 10,019              | 1,930                | 1,983                | 1,115            |                    | (7,170)                    |
|       | M27084 WATER HOWELLIA-SWAN VALLEY, MT<br>Woessner  | (4,072)                   |                          | 23,816  |                       | 13,563              | 171                  | 8,970                | 4,120            |                    | (7,080)                    |
|       | M27085 GRADUATE FELLOWSHIPS<br>Hill                | (3,000)                   |                          | 5,425   |                       | 2,993               | 32                   |                      |                  |                    | (600)                      |
|       | M27086 MYXOBOLUS TUBIFEX/INFECT TROUT<br>Granath   | (1,518)                   |                          | 36,311  |                       | 19,132              | 3,850                | 16,294               | 5,499            |                    | (9,982)                    |
|       | M27087 YNP LODGEPOLE MORTALITY<br>Zuuring          | (3,717)                   |                          | 23,495  |                       | 9,051               | 23                   | 6,822                | 3,997            |                    | (115)                      |
|       | M27088 1999 TRANPLAN TELEPHONE SURVEY<br>Baldridge |                           |                          | 15,769  |                       | 12,753              | 3,016                |                      |                  |                    | 0                          |
|       | M27089 WILDERNESS INFORMATION NETWORK<br>Freimund  | (24,754)                  |                          | 45,063  |                       | 9,310               | 4,267                | 4,083                | 2,649            |                    | 0                          |
|       | M27090 RIPARIAN/WETLAND MGMT TRAINING<br>Hansen    | (6,039)                   |                          | 16,688  |                       | 6,211               | 2,373                | 290                  | 1,775            |                    | 0                          |
|       | M27091 MYXOBOLUS CEREBRALIS TUBIFEX<br>Granath     |                           |                          | 1,579   |                       | 2,619               | 106                  | 55                   | 389              |                    | (1,590)                    |
|       | M27093 TANSY RAGWORT SITE LOCATIONS<br>Rice        | (2,208)                   |                          | 4,170   |                       | 1,510               | 397                  | 55                   |                  |                    | 0                          |
|       | M27094 OSTEOPOROSIS PREVENTION STUDY<br>Sondag     | 7,649                     |                          | (1,598) |                       | 4,000               | 10                   | 297                  | 1,744            |                    | 0                          |
|       | M27096 HIV PREVENTION STUDY<br>Sondag              | (4,183)                   |                          | 12,388  |                       | 4,679               | 293                  | 972                  | 2,261            |                    | 0                          |

## CURRENT RESTRICTED FUNDS

Combined Statement of Revenue, Expenditures and Changes in Fund Balance  
For Fiscal Year Ended June 30, 2000

### FEDERAL SUBGRANTS

| Index  | Account Name<br>Project Director               | Fund<br>Balance<br>7/1/99 | Prior<br>Year<br>Adjust. | Revenue | Transfers<br>In (Out) | Salaries<br>& Wages | Employee<br>Benefits | Operating<br>Expend. | Indirect<br>Cost | Capital<br>Expend. | Fund<br>Balance<br>6/30/00 |
|--------|--|---------------------------|--------------------------|---------|-----------------------|---------------------|----------------------|----------------------|------------------|--------------------|----------------------------|
| M27098 | IMPLEMENTING STANDARDS<br>Erickson             | 4,943                     | (8,000)                  | 2,717   |                       | 4,330               | 711                  | (3,883)              | 733              |                    | (2,231)                    |
| M27099 | IMPLEMENTING STANDARDS SUPPORT<br>Erickson     | 8,589                     |                          | 4,011   |                       |                     |                      | 18,200               |                  |                    | (5,600)                    |
| M27100 | BRIDGE STANDARDS/ASSESS GAP<br>Hale            | 12,664                    |                          | 1,868   |                       | 3,245               | 748                  | 6,718                | 857              |                    | 2,964                      |
| M27101 | BRIDGE STANDARDS/ASSESS GAP<br>Hale            | (436)                     |                          |         |                       |                     |                      | 6,962                |                  |                    | (7,398)                    |
| M27102 | PHD FELLOW-GODDARD SPACE VISIT<br>Queen        |                           |                          | 32,037  |                       | 16,200              | 41                   | 8,795                | 9,283            |                    | (2,282)                    |
| M27104 | PHD RECRUITMENT PROGRAM<br>Queen               |                           |                          |         |                       |                     |                      | 12,275               |                  |                    | (12,275)                   |
| M27106 | MICROBE COMMUN/RIVER SYSTEMS<br>Holben         |                           |                          | 24,757  |                       | 11,333              | 964                  | 18,769               | 11,313           |                    | (17,622)                   |
| M27107 | AMERICAN INDIAN CONSTRUCTION<br>Polzin         |                           |                          | 57,153  |                       | 36,832              | 5,534                | 10,821               | 12,710           |                    | (8,744)                    |
| M27108 | BRIDGE AMERICAN INDIANS-RESEARCH<br>Bilderback |                           |                          | 16,073  |                       |                     |                      | 16,073               |                  |                    | 0                          |
| M27110 | HYDROGEO-CHEM HOT SPRINGS<br>Hinman            |                           |                          | 4,142   |                       | 2,825               | 511                  | 4,961                |                  |                    | (4,155)                    |
| M27111 | MUSSELSHELL RIV WATERSHED PROJ<br>Hansen       | (8,177)                   |                          | 79,014  |                       | 40,117              | 13,263               | 13,768               | 13,430           |                    | (9,741)                    |
| M27112 | MT GRAZING BMP/NPS WATER QUAL<br>Hansen        | (727)                     |                          | 51,739  |                       | 42,666              | 12,001               | 8,437                | 12,621           |                    | (24,713)                   |
| M27113 | GRADUATE FELLOWSHIPS - YEAR 2<br>Hill          |                           |                          | 27,971  |                       | 20,725              | 186                  |                      | 8,469            |                    | (1,409)                    |
| M27114 | HOST POPULATION DYNAMICS<br>Poss               |                           |                          |         | 24,990                | 10,200              | 26                   | 13,590               |                  |                    | 1,174                      |
| M27115 | CHRONIC PAIN IN OLDER ADULTS<br>Klocek         |                           |                          |         | 24,507                | 12,053              | 964                  | 3,764                |                  |                    | 7,726                      |
| M27116 | MOLECULAR MECHANISMS OF COOP<br>Rush           |                           |                          |         | 24,829                | 11,726              | 4,041                | 7,650                |                  |                    | 1,412                      |
| M27118 | DIABETES: MOTIVATION INTERVIEW<br>Lerner       |                           |                          | 23,019  |                       | 27,532              | 7,521                | 1,309                | 9,090            |                    | (22,433)                   |

## CURRENT RESTRICTED FUNDS

Combined Statement of Revenue, Expenditures and Changes in Fund Balance  
For Fiscal Year Ended June 30, 2000

### FEDERAL SUBGRANTS

| Index | Account Name<br>Project Director      | Fund<br>Balance<br>7/1/99 | Prior<br>Year<br>Adjust. | Revenue | Transfers<br>In (Out) | Salaries<br>& Wages | Employee<br>Benefits | Operating<br>Expend. | Indirect<br>Cost | Capital<br>Expend. | Fund<br>Balance<br>6/30/00 |
|-------|---------------------------------------|---------------------------|--------------------------|---------|-----------------------|---------------------|----------------------|----------------------|------------------|--------------------|----------------------------|
|       |                                       |                           |                          |         |                       |                     |                      |                      |                  |                    |                            |
|       | M27119 TINKER PLOTS                   |                           | (1,113)                  | 15,023  |                       | 11,092              | 1,778                | 5,100                | 7,728            |                    | (11,788)                   |
|       | Billstein                             |                           |                          |         |                       |                     |                      |                      |                  |                    |                            |
|       | M27120 EXCITORY AMINO ACID ANALOGUES  |                           |                          | 15,571  |                       | 11,919              | 2,756                | 826                  | 6,278            |                    | (6,208)                    |
|       | Bridges                               |                           |                          |         |                       |                     |                      |                      |                  |                    |                            |
|       | M27123 NONLINEAR DYNAMICS TO OZONE    |                           |                          | 13,313  |                       | 10,324              | 2,222                | 1,830                |                  |                    | (1,063)                    |
|       | Kalachev                              |                           |                          |         |                       |                     |                      |                      |                  |                    |                            |
|       | M27124 PATHFINDER SATELLITE DROUGHT   |                           |                          |         |                       | 1,400               | 3                    | 128                  |                  |                    | (1,531)                    |
|       | Queen                                 |                           |                          |         |                       |                     |                      |                      |                  |                    |                            |
|       | M27128 LENTIVIRUS MUTATION            | (32,893)                  |                          | 16,237  |                       |                     |                      |                      |                  |                    | (16,656)                   |
|       | North                                 |                           |                          |         |                       |                     |                      |                      |                  |                    |                            |
|       | M27129 HOW THE WEST WAS FUN-EXPLORERS | 8,000                     |                          | (8,000) |                       |                     |                      |                      |                  |                    | 0                          |
|       | Marcus                                |                           |                          |         |                       |                     |                      |                      |                  |                    |                            |
|       | M27131 AMER INDIANS SUBSTANCE ABUSE   |                           |                          | 168,544 |                       | 117,384             | 18,550               | 33,787               | 40,780           |                    | (41,957)                   |
|       | Polzin                                |                           |                          |         |                       |                     |                      |                      |                  |                    |                            |
|       | M27136 INLAND NW FOREST PRODUCTS RSRC |                           |                          | 64,726  |                       | 52,765              | 12,150               | 11,422               |                  |                    | (11,611)                   |
|       | Keegan                                |                           |                          |         |                       |                     |                      |                      |                  |                    |                            |
|       | M27139 FINANCIAL RISKS/INVESTMENTS    |                           |                          |         |                       |                     |                      | 1                    |                  |                    | (1)                        |
|       | Keegan                                |                           |                          |         |                       |                     |                      |                      |                  |                    |                            |
|       | M27140 SKILLS TRAINING VIDEO: THERAPY |                           |                          | 11,934  |                       | 8,759               | 1,305                | 3,635                | 5,548            |                    | (7,313)                    |
|       | Waltz                                 |                           |                          |         |                       |                     |                      |                      |                  |                    |                            |
|       | M27146 COLORADO RIVER CUTTHROAT TROUT |                           |                          | 2,135   | (1,712)               |                     |                      | 301                  | 122              |                    | 0                          |
|       | Allendorf                             |                           |                          |         |                       |                     |                      |                      |                  |                    |                            |
|       | M27147 TRIBAL SUBSTANCE ABUSE PROGRAM |                           |                          | 1,382   |                       | 1,277               | 3                    |                      | 102              |                    | 0                          |
|       | Pace                                  |                           |                          |         |                       |                     |                      |                      |                  |                    |                            |
|       | M27148 AK SYNTHETIC APERTURE RADAR    |                           |                          | 41,725  |                       | 28,105              | 6,025                | 4,832                | 15,779           |                    | (13,016)                   |
|       | Running                               |                           |                          |         |                       |                     |                      |                      |                  |                    |                            |
|       | M27149 U OF M 3RD ANNUAL ETHICS BOWL  |                           |                          | 424     |                       |                     |                      | 424                  |                  |                    | 0                          |
|       | Sommers                               |                           |                          |         |                       |                     |                      |                      |                  |                    |                            |
|       | M27150 SEMINAR SPEAKERS PROGRAM       | (424)                     |                          | 13,933  |                       |                     |                      | 11,943               | 4,837            |                    | (3,271)                    |
|       | Hill                                  |                           |                          |         |                       |                     |                      |                      |                  |                    |                            |
|       | M27151 UNDERGRADUATE RESEARCH PROG    | (12,364)                  |                          | 12,000  |                       |                     |                      | 3,200                | (3,564)          |                    | 0                          |
|       | Hill                                  |                           |                          |         |                       |                     |                      |                      |                  |                    |                            |
|       | M27152 ADMINISTRATIVE FUNDING         | (2,795)                   | (501)                    | 52      |                       |                     |                      | (2,453)              | (791)            |                    | 0                          |
|       | Hill                                  |                           |                          |         |                       |                     |                      |                      |                  |                    |                            |

# CURRENT RESTRICTED FUNDS

Combined Statement of Revenue, Expenditures and Changes in Fund Balance  
For Fiscal Year Ended June 30, 2000

## FEDERAL SUBGRANTS

| Index | Account Name<br>Project Director                 | Fund<br>Balance<br>7/1/99 | Prior<br>Year<br>Adjust. | Revenue | Transfers<br>In (Out) | Salaries<br>& Wages | Employee<br>Benefits | Operating<br>Expend. | Indirect<br>Cost | Capital<br>Expend. | Fund<br>Balance<br>6/30/00 |
|-------|--|---------------------------|--------------------------|---------|-----------------------|---------------------|----------------------|----------------------|------------------|--------------------|----------------------------|
|       | M27153 NEW FACULTY SUPPORT - RILLIG<br>Hill      |                           |                          | 70,677  |                       | 13,530              | 3,101                | 33,673               | 20,373           |                    | 0                          |
|       | M27154 NEW FACULTY SUPPORT - SUGDEN<br>Hill      |                           |                          | 93,609  |                       | 19,995              | 5,275                | 20,117               | 18,382           | 29,840             | 0                          |
|       | M27155 NEW FACULTY SUPPORT - PRIESTLEY<br>Hill   |                           |                          | 79,927  |                       | 17,490              | 4,641                | 41,686               | 25,846           | 2,679              | (12,415)                   |
|       | M27156 NEW FACULTY SUPPORT - HOLIAN<br>Hill      |                           |                          | 1,187   |                       |                     |                      | 6,469                | 2,620            | 7,775              | (15,677)                   |
|       | M27157 NEW FACULTY SUPPORT - THOMPSON<br>Hill    |                           |                          | 33,750  |                       | 19,416              | 4,606                | 76                   | 9,759            |                    | (107)                      |
|       | M27158 NEW FACULTY SUPPORT - COFFIN<br>Hill      |                           |                          | 31,453  |                       | 17,516              | 4,695                |                      | 8,996            |                    | 246                        |
|       | M27161 RUI: SOLITON PROPAGATION<br>Lusk          |                           |                          | 38,184  |                       | 32,145              | 9,366                |                      |                  |                    | (3,327)                    |
|       | M27163 IRCEB: TERRESTIAL CARBON FLUX<br>Running  |                           |                          | 9,810   |                       | 4,500               | 1,590                | 925                  | 2,841            |                    | (46)                       |
|       | M27165 EVALUATION OF HIV PREVENTION<br>Sondag    |                           |                          | 9,703   |                       | 6,227               | 703                  | 648                  | 3,069            |                    | (944)                      |
|       | M27166 COMPACT STELLARATOR DESIGN<br>Ware        |                           |                          | 8,385   |                       | 11,337              | 3,065                | 2,562                | 6,870            |                    | (15,449)                   |
|       | M27167 PHASE 0 SBIR: GREEN ORE PROC<br>Rosenberg |                           |                          | (8,069) |                       | 4,185               | 500                  | 1,067                | 2,330            |                    | (16,151)                   |
|       | M27169 THE WILDERNESS INFO NETWORK<br>Freimund   |                           |                          |         |                       | 22,471              | 8,771                | 482                  | 4,759            |                    | (36,483)                   |
|       | M27170 PHASE 0 SBIR: COMPUTER MOUSE<br>Leonard   |                           |                          | 6,000   |                       |                     |                      | 6,000                |                  |                    | 0                          |
|       | M27172 MT STATE WATER QUALITY PLAN<br>Watson     |                           |                          |         |                       | 1,832               | 378                  | 13,000               | 663              |                    | (15,873)                   |
|       | M27175 VINEYARD MGMT/CA NAPA VALLEY<br>Nemani    |                           |                          | 14,910  |                       | 9,800               | 3,414                | 1,632                | 6,013            | 6,690              | (12,639)                   |
|       | M27177 CLARK FORK RIVER RESTORATION<br>Watson    |                           |                          |         |                       | 571                 | 5                    | 571                  |                  |                    | (1,147)                    |
|       | M27178 MEADOW HAWKWEED COMPLEX ID<br>Rice        |                           |                          | 1,154   |                       | 1,069               | 43                   | 622                  |                  |                    | (580)                      |



## CURRENT RESTRICTED FUNDS

Combined Statement of Revenue, Expenditures and Changes in Fund Balance  
For Fiscal Year Ended June 30, 2000

### FEDERAL SUBGRANTS

| Index | Account Name<br>Project Director                   | Fund<br>Balance<br>7/1/99 | Prior<br>Year<br>Adjust. | Revenue          | Transfers<br>In (Out) | Salaries<br>& Wages | Employee<br>Benefits | Operating<br>Expend. | Indirect<br>Cost | Capital<br>Expend. | Fund<br>Balance<br>6/30/00 |
|-------|--|---------------------------|--------------------------|------------------|-----------------------|---------------------|----------------------|----------------------|------------------|--------------------|----------------------------|
|       | M27179 MOORING-BASED CO2 TIME-SERIES<br>DeGrandpre |                           |                          | 7,000            |                       | 2,105               | 453                  | 2,404                | 1,290            |                    | 748                        |
|       | M27181 ADMIN MUS WATER CNTR-UM<br>Potts            |                           |                          | 3,000            |                       |                     |                      | 1,653                |                  |                    | 1,347                      |
|       | M27182 VIRGINIA CITY PROGRAM INCOME<br>Douglas     |                           |                          | 3,680            |                       |                     | 893                  | 907                  | 468              |                    | 1,412                      |
|       | M27183 VIRGINIA CITY TEST YRS 2000-01<br>Douglas   |                           |                          |                  |                       | 8,208               | 1,166                | 1,684                | 2,875            |                    | (13,933)                   |
|       | M27184 APPLY SEA WINDS SCATTEROMETER<br>Running    |                           |                          |                  |                       |                     |                      | 2,935                | 1,189            |                    | (4,124)                    |
|       | M27202 ADMINISTRATIVE FUNDING<br>Hill              |                           |                          |                  |                       |                     |                      | 67                   | 27               |                    | (94)                       |
|       | <b>Total Research</b>                              | <b>(235,423)</b>          | <b>(12,669)</b>          | <b>2,000,002</b> | <b>72,614</b>         | <b>1,091,185</b>    | <b>218,993</b>       | <b>605,479</b>       | <b>429,232</b>   | <b>55,383</b>      | <b>(575,748)</b>           |
|       | <b>PUBLIC SERVICE</b>                              |                           |                          |                  |                       |                     |                      |                      |                  |                    |                            |
|       | M27001 MT INDEPENDENT LIVING PGM YR 5<br>Fiore     | (16,366)                  |                          | 16,366           |                       | (18)                | 31                   | (13)                 |                  |                    | 0                          |
|       | M27006 HOW THE WEST IS FUND-EXPLORERS<br>Marcus    | (165)                     |                          | 165              |                       |                     |                      |                      |                  |                    | 0                          |
|       | M27012 TEACHNET TRAINING CALENDER<br>Griffin       | (914)                     |                          | 914              |                       |                     |                      |                      |                  |                    | 0                          |
|       | M27015 MONTANA READS<br>Knell                      | (3,354)                   | (146)                    | 48,091           |                       |                     |                      | 44,458               | 133              |                    | 0                          |
|       | M27016 MONTAN READS/VOLUNTEER ACTION<br>Vernon     | (1,968)                   |                          | 1,968            |                       |                     |                      |                      |                  |                    | 0                          |
|       | M27022 MEDIA MANAGEMENT FOR MCH<br>Driessen        | (3,978)                   |                          | 11,283           |                       | 3,782               | 1,016                | 2,507                |                  |                    | 0                          |
|       | M27032 TUTORING CORPS<br>Knee                      |                           |                          | 1,349            |                       |                     |                      | 1,349                |                  |                    | 0                          |
|       | M27034 MT CAMPUS CORPS-YEAR FOUR<br>Knell          | (1,736)                   |                          | 37,058           |                       | 3,626               | 1,904                | 29,404               | 388              |                    | 0                          |
|       | M27035 FIVE VIEWS OF DANCE<br>Kaufmann             | (300)                     |                          | 300              |                       |                     |                      |                      |                  |                    | 0                          |
|       | M27036 MONTANA CAMPUS CORPS                        | (13,876)                  |                          | 15,665           |                       | 1,390               | 113                  | 197                  | 89               |                    | 0                          |

## CURRENT RESTRICTED FUNDS

Combined Statement of Revenue, Expenditures and Changes in Fund Balance  
For Fiscal Year Ended June 30, 2000

### FEDERAL SUBGRANTS

| Index  | Account Name<br>Project Director           | Fund<br>Balance<br>7/1/99 | Prior<br>Year<br>Adjust. | Revenue | Transfers<br>In (Out) | Salaries<br>& Wages | Employee<br>Benefits | Operating<br>Expend. | Indirect<br>Cost | Capital<br>Expend. | Fund<br>Balance<br>6/30/00 |
|--------|--|---------------------------|--------------------------|---------|-----------------------|---------------------|----------------------|----------------------|------------------|--------------------|----------------------------|
|        | Vernon                                     |                           |                          |         |                       |                     |                      |                      |                  |                    |                            |
| M27038 | INTERNET KIOSKS - YELLOWSTONE<br>Churchill |                           |                          |         |                       | 27,311              | 8,919                | 33,082               | 4,159            |                    | (73,471)                   |
| M27045 | DISABLED YOUTH TRANSITION SVCS<br>Maloney  | (19,747)                  | (57)                     | 73,113  |                       | 24,278              | 9,663                | 15,415               | 3,953            |                    | 0                          |
| M27048 | RURAL RESOURCE TEAMS PARTNERS<br>Maloney   | (2,194)                   |                          | 14,607  |                       | 4,065               | 1,717                | 5,712                | 919              |                    | 0                          |
| M27053 | SUMMER INSTITUTE XII<br>Maloney            |                           |                          |         |                       |                     |                      |                      |                  |                    | 0                          |
| M27054 | TEACHNET TRAINING CALENDER<br>Griffin      |                           |                          |         |                       |                     |                      | 972                  |                  |                    | (972)                      |
| M27058 | JOSEPH KINSEY HOWARD: CRUSADER<br>Marcus   | (1,952)                   |                          | 4,955   |                       | 2,031               | 569                  | 403                  |                  |                    | 0                          |
| M27059 | ORGANIZATION EXCELLENCE (YR 1)<br>Johnson  |                           |                          | 4,080   |                       |                     |                      | 4,080                |                  |                    | 0                          |
| M27060 | MT/WY CAREERS-PARTNERSHIP-JPTA<br>Griffin  | (30,543)                  |                          | 98,800  |                       | 40,547              | 15,751               | 17,525               | 7,383            |                    | (12,949)                   |
| M27061 | VIRGINIA COMMONWEALTH UNIV-Y2<br>Griffin   | (5,911)                   |                          | 21,555  |                       | 9,681               | 3,780                | 1,025                | 1,158            |                    | 0                          |
| M27063 | SCHOOLING PRACTICES CONSORTIUM<br>McGregor | (14,502)                  |                          | 15,269  |                       |                     |                      | 710                  | 57               |                    | 0                          |
| M27064 | MT/WY CAREERS-PARTNERSHIP-JPTA<br>Griffin  |                           |                          | 11,500  |                       | 1,790               | 860                  | 12,231               | 1,488            |                    | (4,869)                    |
| M27075 | WRITER ANA MARIA SHUA VISIT<br>Fernandez   | (103)                     |                          | 103     |                       |                     |                      |                      |                  |                    | 0                          |
| M27117 | MT INDEPENDENT LIVING PGM YR 6<br>Sondag   |                           |                          | 79,339  |                       | 50,883              | 10,374               | 37,434               | 7,895            |                    | (27,247)                   |
| M27121 | MONTANA READS<br>Knell                     |                           |                          | 25,387  |                       | 7,052               | 3,340                | 47,633               | 932              |                    | (33,570)                   |
| M27122 | MT CAMPUS CORPS - YEAR 5<br>Knell          |                           |                          | 47,541  |                       | 23,546              | 9,444                | 36,067               | 2,266            |                    | (23,782)                   |
| M27125 | MONTANA READS/VOLUNTEER ACTION<br>Vernon   |                           |                          |         |                       | 11,032              | 844                  | 281                  | 639              |                    | (12,796)                   |
| M27126 | MONTANA CAMPUS CORPS                       |                           |                          |         |                       | 14,779              | 1,224                | 458                  | 866              |                    | (17,327)                   |

## CURRENT RESTRICTED FUNDS

Combined Statement of Revenue, Expenditures and Changes in Fund Balance  
For Fiscal Year Ended June 30, 2000

### FEDERAL SUBGRANTS

| Index  | Account Name<br>Project Director | Fund<br>Balance<br>7/1/99 | Prior<br>Year<br>Adjust. | Revenue            | Transfers<br>In (Out) | Salaries<br>& Wages | Employee<br>Benefits | Operating<br>Expend. | Indirect<br>Cost | Capital<br>Expend. | Fund<br>Balance<br>6/30/00 |
|--------|----------------------------------|---------------------------|--------------------------|--------------------|-----------------------|---------------------|----------------------|----------------------|------------------|--------------------|----------------------------|
|        | Vernon                           |                           |                          |                    |                       |                     |                      |                      |                  |                    |                            |
| M27134 | ALLIANCE FRANCAISE 1999-2000     |                           |                          |                    |                       |                     |                      | 2,000                |                  |                    | (2,000)                    |
|        | Valentin                         |                           |                          |                    |                       |                     |                      |                      |                  |                    |                            |
| M27137 | WOMEN'S VOICES ORAL HISTORY      |                           |                          |                    |                       | 1,532               | 263                  |                      |                  |                    | (1,795)                    |
|        | Allison-Bun                      |                           |                          |                    |                       |                     |                      |                      |                  |                    |                            |
| M27138 | VIRGINIA COMMONWEALTH UNIV-Y3    |                           |                          | 18,910             |                       | 11,561              | 4,039                | 4,222                | 1,586            |                    | (2,498)                    |
|        | Griffin                          |                           |                          |                    |                       |                     |                      |                      |                  |                    |                            |
| M27173 | WRITING AWAY FROM HOME           |                           |                          | 2,700              |                       | 500                 | 83                   | 2,358                |                  |                    | (241)                      |
|        | Welch                            |                           |                          |                    |                       |                     |                      |                      |                  |                    |                            |
| M27174 | SHADOWS ACROSS SUN RIVER VALE    |                           |                          |                    |                       |                     |                      | 1,252                |                  |                    | (1,252)                    |
|        | Marcus                           |                           |                          |                    |                       |                     |                      |                      |                  |                    |                            |
| M27176 | MAP TO INCLUSIVE CHILD CARE      |                           |                          | 2,677              |                       | 2,652               | 989                  | 1,672                | 531              |                    | (3,167)                    |
|        | Mulligan                         |                           |                          |                    |                       |                     |                      |                      |                  |                    |                            |
| M27180 | PROGRAM INCOME-VA COMMONWEALTH   |                           |                          | 5,960              |                       |                     |                      | 4,351                | 348              |                    | 1,261                      |
|        | Griffin                          |                           |                          |                    |                       |                     |                      |                      |                  |                    |                            |
|        | <b>Total Public Service</b>      | <b>(117,609)</b>          | <b>(203)</b>             | <b>559,655</b>     |                       | <b>242,020</b>      | <b>74,923</b>        | <b>306,785</b>       | <b>34,790</b>    |                    | <b>(216,675)</b>           |
|        | <b>MISCELLANEOUS</b>             |                           |                          |                    |                       |                     |                      |                      |                  |                    |                            |
| M27997 | FED SUB GAAP - INSTRUCTION       |                           |                          | 8,912              |                       |                     | (80,325)             |                      | (154,624)        |                    | 243,861                    |
|        | Weer                             |                           |                          |                    |                       |                     |                      |                      |                  |                    |                            |
| M27998 | FED SUB GAAP - RESEARCH          | 659,611                   |                          | (35,624)           |                       |                     | (58,439)             | (500)                | (429,232)        |                    | 1,112,158                  |
|        | Weer                             |                           |                          |                    |                       |                     |                      |                      |                  |                    |                            |
| M27999 | FED SUB GAAP - PUBLIC SERVICE    |                           |                          | (58,092)           |                       |                     | (23,302)             |                      | (34,790)         |                    | 0                          |
|        | Weer                             |                           |                          |                    |                       |                     |                      |                      |                  |                    |                            |
|        | <b>Total Miscellaneous</b>       | <b>659,611</b>            |                          | <b>(84,804)</b>    |                       |                     | <b>(162,066)</b>     | <b>(500)</b>         | <b>(618,646)</b> |                    | <b>1,356,019</b>           |
|        | <b>TOTAL FEDERAL SUBGRANTS</b>   | <b>\$138,648</b>          | <b>(\$18,828)</b>        | <b>\$4,336,099</b> | <b>\$72,613</b>       | <b>\$2,305,862</b>  | <b>\$409,158</b>     | <b>\$1,622,938</b>   | <b>\$0</b>       | <b>\$58,893</b>    | <b>\$131,681</b>           |

# CURRENT RESTRICTED FUNDS

Combined Statement of Revenue, Expenditures and Changes in Fund Balance  
For Fiscal Year Ended June 30, 2000

## STATE OF MONTANA

| Index              | Account Name<br>Project Director                  | Fund<br>Balance<br>7/1/99 | Prior<br>Year<br>Adjust. | Revenue   | Transfers<br>In (Out) | Salaries<br>& Wages | Employee<br>Benefits | Operating<br>Expend. | Indirect<br>Cost | Fund<br>Balance<br>6/30/00 |
|--------------------|---|---------------------------|--------------------------|-----------|-----------------------|---------------------|----------------------|----------------------|------------------|----------------------------|
| <b>INSTRUCTION</b> |   |                           |                          |           |                       |                     |                      |                      |                  |                            |
|                    | M28002 MSU MATER/ED LEARNING PROJECT<br>Brewer    | \$3,956                   | \$                       | (\$3,956) | \$                    |                     | \$                   | \$                   | \$               | \$0                        |
|                    | M28009 SOCIAL RESEARCH INTERN<br>Berkhouse        | 2,568                     |                          | (2,009)   |                       | 465                 | 1                    | 52                   | 41               | 0                          |
|                    | M28010 BIODIVERSITY IN MT ECOSYSTEMS<br>Stanford  | (1,752)                   |                          | 16,205    |                       | 7,224               | 208                  | 7,021                |                  | 0                          |
|                    | M28011 STATE LAND EXCHANGE RESEARCHER<br>Putnam   | 6,396                     |                          |           |                       | 6,021               | 251                  | 225                  | 520              | (621)                      |
|                    | M28013 INTERN: STATE AUDITOR'S OFFICE<br>Eck      | 5,405                     |                          |           |                       |                     |                      |                      |                  | 5,405                      |
|                    | M28019 SOILS MANAGEMENT INTERN<br>Putnam          | (1,484)                   |                          | 1,954     |                       | 416                 | 19                   |                      | 35               | 0                          |
|                    | M28020 WATERSHED MANAGEMENT INTERN<br>Putnam      | (2,445)                   |                          | 2,841     |                       | 351                 | 16                   |                      | 29               | 0                          |
|                    | M28021 COMPUTER PROGRAMMER INTERN 1<br>Putnam     | (2,509)                   |                          | 2,509     |                       |                     |                      |                      |                  | 0                          |
|                    | M28022 GEOGRAPHIC INFO SYSTEM INTERN<br>Putnam    | (602)                     |                          | 602       |                       |                     |                      |                      |                  | 0                          |
|                    | M28025 PROJECT HUNTING MANUAL INTERN<br>Berkhouse | 38                        |                          | (38)      |                       |                     |                      |                      |                  | 0                          |
|                    | M28031 GRAD ASSIST @ WARM SPRINGS<br>Haddad       |                           |                          |           |                       | 767                 | 2                    |                      | 62               | (831)                      |
|                    | M28033 FOREST PRACTICES INTERN<br>Berkhouse       | (1,713)                   |                          | 1,713     |                       |                     |                      |                      |                  | 0                          |
|                    | M28035 BOARD OF INVESTMENT INTERN<br>Berkhouse    |                           |                          |           |                       | 728                 | 2                    |                      | 58               | (788)                      |
|                    | M28038 GRAD ASST AT MT STATE PRISON<br>Haddad     | 9,702                     |                          | 9,000     |                       | 16,380              | 94                   |                      | 1,318            | 910                        |
|                    | M28045 FISH/WILD/PARKS SUMMER INTERNS<br>Putnam   | 22,953                    |                          | (654)     |                       | 19,402              | 1,245                |                      | 1,652            | 0                          |
|                    | M28049 FWP INTERN<br>Berkhouse                    | 868                       |                          | (380)     |                       | 432                 | 20                   |                      | 36               | 0                          |
|                    | M28050 MT DEPT OF ADMIN CPD INTERN                | (1,632)                   |                          | 4,884     |                       | 3,004               | 7                    |                      | 241              | 0                          |



## CURRENT RESTRICTED FUNDS

Combined Statement of Revenue, Expenditures and Changes in Fund Balance  
For Fiscal Year Ended June 30, 2000

### STATE OF MONTANA

| Index  | Account Name<br>Project Director | Fund<br>Balance<br>7/1/99 | Prior<br>Year<br>Adjust. | Revenue | Transfers<br>In (Out) | Salaries<br>& Wages | Employee<br>Benefits | Operating<br>Expend. | Indirect<br>Cost | Fund<br>Balance<br>6/30/00 |
|--------|----------------------------------|---------------------------|--------------------------|---------|-----------------------|---------------------|----------------------|----------------------|------------------|----------------------------|
|        | Putnam                           |                           |                          |         |                       |                     |                      |                      |                  |                            |
| M28055 | MONTANA JUSTICE INSTITUTE        | 23,552                    |                          |         |                       | 10,250              | 2,095                | 31                   | 2,475            | 8,701                      |
|        | Eck                              |                           |                          |         |                       |                     |                      |                      |                  |                            |
| M28056 | RURAL SPECIAL EDUC INTERN        | 3,947                     |                          | 500     |                       |                     |                      | 1                    |                  | 4,446                      |
|        | Van Den Pol                      |                           |                          |         |                       |                     |                      |                      |                  |                            |
| M28057 | RESEARCH INTERN                  | (988)                     |                          | 988     |                       |                     |                      |                      |                  | 0                          |
|        | Putnam                           |                           |                          |         |                       |                     |                      |                      |                  |                            |
| M28058 | LAW ENFORCEMENT INTERN           | 3,434                     |                          | (563)   |                       | 2,503               | 156                  |                      | 212              | 0                          |
|        | Putnam                           |                           |                          |         |                       |                     |                      |                      |                  |                            |
| M28060 | TRAD/NEW NEIGHBORS LANDOWNERS    | 3,331                     |                          |         |                       | 1,311               | 3                    | 1,462                | 555              | 0                          |
|        | Patterson                        |                           |                          |         |                       |                     |                      |                      |                  |                            |
| M28064 | COMPUTER INTERN                  | 4,525                     |                          | (783)   |                       | 3,456               | 9                    |                      | 277              | 0                          |
|        | Putnam                           |                           |                          |         |                       |                     |                      |                      |                  |                            |
| M28065 | SECURITIES-LIVING TRUST INTERN   | 2,366                     |                          | (729)   |                       | 1,512               | 4                    |                      | 121              | 0                          |
|        | Putnam                           |                           |                          |         |                       |                     |                      |                      |                  |                            |
| M28067 | TRAVEL MONTANA INTERN            |                           | (842)                    | 3,910   |                       | 2,562               | 6                    | 210                  | 290              | 0                          |
|        | Putnam                           |                           |                          |         |                       |                     |                      |                      |                  |                            |
| M28068 | LOTTERY-SPECIAL EVENTS INTERN    |                           | (818)                    | 3,670   |                       | 2,094               | 5                    | 481                  | 272              | 0                          |
|        | Putnam                           |                           |                          |         |                       |                     |                      |                      |                  |                            |
| M28071 | SOILS MANAGEMENT INTERN          |                           |                          | 2,579   |                       | 3,471               | 256                  |                      | 298              | (1,446)                    |
|        | Berkhouse                        |                           |                          |         |                       |                     |                      |                      |                  |                            |
| M28072 | GEOGRAPHIC INFO SYSTEM INTERN    |                           |                          | 1,088   |                       | 2,019               | 79                   | 1                    | 168              | (1,179)                    |
|        | Berkhouse                        |                           |                          |         |                       |                     |                      |                      |                  |                            |
| M28073 | WATERSHED MANAGEMENT INTERN      |                           |                          | 4,262   |                       | 5,542               | 592                  |                      | 491              | (2,363)                    |
|        | Berkhouse                        |                           |                          |         |                       |                     |                      |                      |                  |                            |
| M28074 | COMPUTER PROGRAMMER INTERN 1     |                           |                          | 4,752   |                       | 6,005               | 15                   |                      | 482              | (1,750)                    |
|        | Berkhouse                        |                           |                          |         |                       |                     |                      |                      |                  |                            |
| M28080 | PARKS INTERN                     |                           |                          | 5,408   |                       | 4,813               | 194                  |                      | 401              | 0                          |
|        | Berkhouse                        |                           |                          |         |                       |                     |                      |                      |                  |                            |
| M28087 | HEARING CONSERVATION PROGRAM     |                           |                          | 2,600   |                       | 1,926               | 481                  |                      | 193              | 0                          |
|        | Toth                             |                           |                          |         |                       |                     |                      |                      |                  |                            |
| M28089 | HISTORIC PRESERVATION INTERN     |                           |                          | 788     |                       | 728                 | 2                    |                      | 58               | 0                          |
|        | Putnam                           |                           |                          |         |                       |                     |                      |                      |                  |                            |
| M28096 | MT HISTORIC PRESERVATION INTERN  |                           |                          | 6,526   |                       | 5,802               | 241                  |                      | 483              | 0                          |

# CURRENT RESTRICTED FUNDS

Combined Statement of Revenue, Expenditures and Changes in Fund Balance  
For Fiscal Year Ended June 30, 2000

## STATE OF MONTANA

| Index | Account Name<br>Project Director        | Fund<br>Balance<br>7/1/99 | Prior<br>Year<br>Adjust. | Revenue        | Transfers<br>In (Out) | Salaries<br>& Wages | Employee<br>Benefits | Operating<br>Expend. | Indirect<br>Cost | Fund<br>Balance<br>6/30/00 |
|-------|---|---------------------------|--------------------------|----------------|-----------------------|---------------------|----------------------|----------------------|------------------|----------------------------|
|       | Putnam                                  |                           |                          |                |                       |                     |                      |                      |                  |                            |
|       | M28098 FWP LAW ENFORCEMENT INTERN       |                           |                          | 5,000          |                       | 2,686               | 108                  |                      | 224              | 1,982                      |
|       | Berkhouse                               |                           |                          |                |                       |                     |                      |                      |                  |                            |
|       | M28103 MONTANA GEAR-UP: UNIV OF MONTANA |                           |                          |                |                       | 1,715               | 4                    | 263                  |                  | (1,982)                    |
|       | Sommers-Flanagan                        |                           |                          |                |                       |                     |                      |                      |                  |                            |
|       | M28107 FWP INTERNS                      |                           |                          | 28,557         |                       | 9,306               | 291                  |                      | 768              | 18,192                     |
|       | Berkhouse                               |                           |                          |                |                       |                     |                      |                      |                  |                            |
|       | M28108 WILDLIFE BIOLOGIST INTERN        |                           |                          |                |                       | 1,096               | 44                   |                      | 91               | (1,231)                    |
|       | Berkhouse                               |                           |                          |                |                       |                     |                      |                      |                  |                            |
|       | M28109 FISH, WILDLIFE & PARKS INTERN    |                           |                          | 3,526          |                       | 2,073               | 84                   |                      | 172              | 1,197                      |
|       | Berkhouse                               |                           |                          |                |                       |                     |                      |                      |                  |                            |
|       | M28111 MT LOTTERY INTERNSHIP            |                           |                          |                |                       | 1,299               | 3                    |                      | 104              | (1,406)                    |
|       | Berkhouse                               |                           |                          |                |                       |                     |                      |                      |                  |                            |
|       | M28112 BOARD OF HOUSING INTERN          |                           |                          |                |                       | 1,728               | 4                    |                      | 139              | (1,871)                    |
|       | Berkhouse                               |                           |                          |                |                       |                     |                      |                      |                  |                            |
|       | <b>Total Instruction</b>                | <b>79,916</b>             | <b>(1,660)</b>           | <b>104,750</b> |                       | <b>129,087</b>      | <b>6,541</b>         | <b>9,747</b>         | <b>12,266</b>    | <b>25,365</b>              |
|       | <b>RESEARCH</b>                         |                           |                          |                |                       |                     |                      |                      |                  |                            |
|       | M28003 CLARK FORK BULL TROUT DNA        | (10,421)                  |                          | 15,000         |                       | 28,938              | 7,732                | 2,350                | 7,804            | (42,245)                   |
|       | Allendorf                               |                           |                          |                |                       |                     |                      |                      |                  |                            |
|       | M28004 ARTS IN MONTANA ECON IMPACT      | (400)                     |                          | 2,731          |                       | 2,010               | 314                  | 7                    |                  | 0                          |
|       | O'Donnell                               |                           |                          |                |                       |                     |                      |                      |                  |                            |
|       | M28006 MT ARCHAEOLOGICAL RECORDS PROJ   | (6,539)                   |                          | 6,854          |                       | 238                 | 16                   | 8                    | 53               | 0                          |
|       | Foor                                    |                           |                          |                |                       |                     |                      |                      |                  |                            |
|       | M28007 INVADERS WEED WEB INDEX          |                           |                          |                |                       |                     |                      | 7                    |                  | (7)                        |
|       | Rice                                    |                           |                          |                |                       |                     |                      |                      |                  |                            |
|       | M28008 MT D.A.R.E. PROG MODEL           | (1,222)                   |                          | (269)          |                       | (1,005)             | (142)                |                      | (344)            | 0                          |
|       | Reed                                    |                           |                          |                |                       |                     |                      |                      |                  |                            |
|       | M28015 MT WHIRLING DISEASE & ECONOMY    | (7,546)                   |                          | 7,546          |                       |                     |                      |                      |                  | 0                          |
|       | Patterson                               |                           |                          |                |                       |                     |                      |                      |                  |                            |
|       | M28016 TESTING HGM MODELS               | (28)                      |                          | 28             |                       |                     |                      |                      |                  | 0                          |
|       | Hauer                                   |                           |                          |                |                       |                     |                      |                      |                  |                            |
|       | M28018 FLATHEAD MONITORING PROJECT      | (2,590)                   |                          | 5,357          |                       | 1,637               | 598                  | 532                  |                  | 0                          |
|       | Ellis                                   |                           |                          |                |                       |                     |                      |                      |                  |                            |

# CURRENT RESTRICTED FUNDS

Combined Statement of Revenue, Expenditures and Changes in Fund Balance  
For Fiscal Year Ended June 30, 2000

## STATE OF MONTANA

| Index | Account Name<br>Project Director                   | Fund<br>Balance<br>7/1/99 | Prior<br>Year<br>Adjust. | Revenue | Transfers<br>In (Out) | Salaries<br>& Wages | Employee<br>Benefits | Operating<br>Expend. | Indirect<br>Cost | Fund<br>Balance<br>6/30/00 |
|-------|--|---------------------------|--------------------------|---------|-----------------------|---------------------|----------------------|----------------------|------------------|----------------------------|
|       | M28024 MONTANA WILD/DOMESTIC FISH POP<br>Allendorf | 263                       |                          | (263)   |                       |                     |                      |                      |                  | 0                          |
|       | M28026 SPREAD OF SALT CEDAR IN MONTANA<br>Sala     | (537)                     |                          | 440     |                       | (97)                |                      |                      |                  | 0                          |
|       | M28027 ABSALOKA MINE WETLAND SOIL<br>Zabinski      | (9,166)                   |                          | 8,636   |                       | (506)               | (24)                 |                      |                  | 0                          |
|       | M28028 NEUROSCIENCE IN MT (IDEA-YR 3)<br>Bridges   |                           |                          |         |                       |                     |                      | 30,323               |                  | (30,323)                   |
|       | M28029 NEUROSCIENCE IN MT (IDEA-YR 3)<br>Lurie     | 5,846                     |                          |         |                       |                     |                      | 91                   |                  | 5,755                      |
|       | M28034 HOT SPRINGS: HYDROGEOL-CHEM<br>Hinman       | (5,797)                   |                          | 7,187   |                       |                     |                      | 1,390                |                  | 0                          |
|       | M28040 MT FWP UNIT ADMINISTRATION<br>Ball          |                           |                          | 18,170  |                       | 16,887              | 2,826                | 6,843                |                  | (8,386)                    |
|       | M28041 MT FISH-WILD-PARKS/UNIT ADMIN<br>Ball       | (3,110)                   |                          | 3,300   |                       |                     | 208                  | (18)                 |                  | 0                          |
|       | M28042 CORRELATION OF TROUT<br>Frissell            |                           |                          |         |                       | 1,300               | 3                    |                      | 130              | (1,433)                    |
|       | M28043 CHAMBERLAIN CREEK MOOSE STUDY<br>Marcum     | (649)                     |                          | 706     |                       |                     | 57                   |                      |                  | 0                          |
|       | M28046 ADMINISTRATIVE FUNDING<br>Hill              | (5,005)                   | 501                      | 8,582   |                       | 1,152               | 956                  | 1,970                |                  | 0                          |
|       | M28048 SEMINAR SPEAKERS PROGRAM<br>MSU #291980     | (3,231)                   |                          | 3,231   |                       |                     |                      |                      |                  | 0                          |
|       | M28061 MT RIPARIAN HABITAT SAMPLES<br>Pfister      |                           |                          |         |                       |                     |                      | 822                  | 164              | (986)                      |
|       | M28062 RISK: NEW WEEDS INVADING ID/MT<br>Rice      | (5,933)                   |                          | 58,927  |                       | 35,333              | 11,522               | 7,635                |                  | (1,496)                    |
|       | M28063 MINE TAILINGS/MYCORRHIZAE<br>Zabinski       | (2,411)                   |                          | 9,229   |                       | 4,514               | 193                  | 2,111                |                  | 0                          |
|       | M28077 MT ARCHAEOLOGICAL RECORDS PROJ<br>Foor      |                           |                          | 8,395   |                       | 10,888              | 995                  | 1,781                | 2,733            | (8,002)                    |
|       | M28079 MONTANA WILD/DOMESTIC FISH POP<br>Allendorf |                           |                          | 50,008  |                       | 26,675              | 9,308                | 6,590                | 8,514            | (1,079)                    |

# CURRENT RESTRICTED FUNDS

Combined Statement of Revenue, Expenditures and Changes in Fund Balance  
For Fiscal Year Ended June 30, 2000

## STATE OF MONTANA

| Index | Account Name<br>Project Director                      | Fund<br>Balance<br>7/1/99 | Prior<br>Year<br>Adjust. | Revenue | Transfers<br>In (Out) | Salaries<br>& Wages | Employee<br>Benefits | Operating<br>Expend. | Indirect<br>Cost | Fund<br>Balance<br>6/30/00 |
|-------|---|---------------------------|--------------------------|---------|-----------------------|---------------------|----------------------|----------------------|------------------|----------------------------|
|       | M28081 ROBB CREEK RIPARIAN HEALTH<br>Hansen           |                           |                          | 4,998   |                       | 2,730               | 893                  | 542                  | 833              | 0                          |
|       | M28082 SOIL RESISTANCE (NOLAN RICE)<br>Graham         |                           |                          | 4,260   |                       | 5,256               | 604                  |                      |                  | (1,600)                    |
|       | M28084 GRAD ASST AT WARM SPRINGS<br>Haddad            |                           |                          | 6,381   |                       | 5,850               | 15                   |                      | 469              | 47                         |
|       | M28086 VOLUNTEER MONITOR: NW MT LAKES<br>Craft        |                           |                          | 1,182   |                       | 119                 | 50                   | 962                  | 51               | 0                          |
|       | M28090 FLATHEAD MONITORING PROJECT<br>Ellis           |                           |                          | 19,214  |                       | 18,529              | 6,355                | 2,227                | 5,422            | (13,319)                   |
|       | M28091 CHAMBERLAIN CREEK MOOSE STUDY<br>Marcum        |                           |                          | 4,045   |                       | 2,877               | 1,168                |                      |                  | 0                          |
|       | M28095 RURAL GROWTH/IMPROVE HIGHWAY<br>Richards       |                           |                          | 15,315  |                       | 7,973               | 2,112                | 5,686                |                  | (456)                      |
|       | M28097 BLACKFOOT WESTSLOPE CUTTHROAT<br>Allendorf     |                           |                          | 15,263  |                       | 3,464               | 1,254                | 8,848                | 2,713            | (1,016)                    |
|       | M28100 MINE TAILINGS GEOCHEMICAL CHAR<br>Sala         |                           |                          | 906     |                       | 1,431               | 49                   | 380                  |                  | (954)                      |
|       | M28101 MT MICROBUSINESS OWNER SURVEY<br>Polzin        |                           |                          | 14,542  |                       | 12,287              | 1,871                | 90                   | 2,850            | (2,556)                    |
|       | M28106 HIGHWAY AS POTENTIAL BARRIERS<br>Mills         |                           |                          |         |                       | 5,219               | 409                  | 5,129                | 2,151            | (12,908)                   |
|       | M28116 NE MT CHANGE DETECTION ANAL<br>Redmond         |                           |                          | 7,500   |                       | 1,782               | 526                  |                      |                  | 5,192                      |
|       | M28328 MSTA-MASTER ACCOUNT<br>Bromenshenk             | (65,666)                  |                          | 136,169 |                       |                     |                      | 70,503               |                  | 0                          |
|       | M28330 CLUSTER I - MGMT & COORDINATION<br>Bromenshenk |                           |                          | 1,050   |                       |                     |                      | 1,434                |                  | (384)                      |
|       | M28333 CLUSTER IIIA - PETROLEUM<br>Ford               |                           |                          | 334     |                       | 2,000               | 5                    | 554                  |                  | (2,225)                    |
|       | M28334 DOE/EPSCOR COST- SHARING<br>Bailey             | 74                        |                          |         |                       |                     |                      |                      |                  | 74                         |
|       | Total Research  | (124,068)                 | 501                      | 444,954 |                       | 197,481             | 49,873               | 158,797              | 33,543           | (118,307)                  |



# CURRENT RESTRICTED FUNDS

Combined Statement of Revenue, Expenditures and Changes in Fund Balance  
For Fiscal Year Ended June 30, 2000

## STATE OF MONTANA

| Index                 | Account Name<br>Project Director           | Fund<br>Balance<br>7/1/99 | Prior<br>Year<br>Adjust. | Revenue | Transfers<br>In (Out) | Salaries<br>& Wages | Employee<br>Benefits | Operating<br>Expend. | Indirect<br>Cost | Fund<br>Balance<br>6/30/00 |
|-----------------------|--|---------------------------|--------------------------|---------|-----------------------|---------------------|----------------------|----------------------|------------------|----------------------------|
| <b>PUBLIC SERVICE</b> |  |                           |                          |         |                       |                     |                      |                      |                  |                            |
| M28001                | STUDENT PRODUCTIONS<br>MacDonald           | 5,961                     |                          |         |                       |                     |                      |                      |                  | 5,961                      |
| M28005                | BROADCAST MEDIA CULTURAL PROD<br>Marcus    | 1,063                     |                          | (163)   |                       |                     |                      | 900                  |                  | 0                          |
| M28012                | JUDICIAL LEGAL ED PROJECT<br>Eck           | 10,315                    |                          |         |                       | 7,000               | 1,507                |                      | 680              | 1,128                      |
| M28014                | HEARNG CONSERVATION-YEAR 4<br>Toth         | 2                         |                          | (1)     |                       |                     |                      |                      | 1                | 0                          |
| M28017                | WEBSITE DEVELOPMENT/EDUCATORS<br>Herrin    | 2,006                     |                          | (2,006) |                       |                     |                      |                      |                  | 0                          |
| M28037                | STUDENT ASSAULT RECOVERY SERV<br>Welt      | (2,140)                   |                          | 2,000   |                       | (109)               | (31)                 |                      |                  | 0                          |
| M28051                | ADAPTIVE EQUIPMENT SERVICES<br>McGregor    | 2,442                     | (195)                    | (591)   | (332)                 | 18                  | 374                  | 678                  | 254              | 0                          |
| M28054                | MAEP PROGRAM INCOME ACCOUNT<br>McGregor    | 11,525                    |                          | 50,431  |                       |                     |                      | 56,461               | 5,646            | (151)                      |
| M28059                | ADAPTIVE EQUIPMENT SERVICES<br>McGregor    |                           |                          | 85,850  |                       | 20,052              | 9,452                | 42,114               | 14,324           | (92)                       |
| M28066                | DTV DEVELOPMENT INITIATIVES<br>Marcus      | 468                       |                          |         | (38)                  | 268                 | 162                  |                      |                  | 0                          |
| M28075                | TOUR FEE SUPPORT FY 2000-01<br>Kaufmann    |                           |                          |         |                       |                     |                      | 1,640                |                  | (1,640)                    |
| M28076                | TOUR FEE SUPPORT<br>Johnson                |                           |                          | 2,300   |                       |                     |                      | 2,300                |                  | 0                          |
| M28078                | MT TRANSPORT SUPPORT 2000-2001<br>Kaufmann |                           |                          | 6,000   |                       |                     |                      | 6,000                |                  | 0                          |
| M28085                | STUDENT ASSAULT RECOVERY SERV<br>Welt      |                           |                          | 7,500   |                       | 4,226               | 593                  |                      |                  | 2,681                      |
| M28088                | HEARNG CONSERVATION-YEAR 5<br>Toth         |                           |                          | 41,000  |                       | 26,857              | 7,927                | 3,179                | 3,037            | 0                          |
| M28092                | MT SYSTEMS CHANGE: DISABLED<br>Maloney     |                           |                          | 126,908 |                       | 71,048              | 23,246               | 40,440               | 10,779           | (18,605)                   |
| M28093                | MT IDEA SVCS DEAF-BLIND YOUTH              |                           |                          | 22,504  |                       | 14,183              | 4,974                | 4,493                | 1,892            | (3,038)                    |

# CURRENT RESTRICTED FUNDS

Combined Statement of Revenue, Expenditures and Changes in Fund Balance  
For Fiscal Year Ended June 30, 2000

## STATE OF MONTANA

| Index  | Account Name<br>Project Director   | Fund<br>Balance<br>7/1/99 | Prior<br>Year<br>Adjust. | Revenue          | Transfers<br>In (Out) | Salaries<br>& Wages | Employee<br>Benefits | Operating<br>Expend. | Indirect<br>Cost | Fund<br>Balance<br>6/30/00 |
|--------|------------------------------------|---------------------------|--------------------------|------------------|-----------------------|---------------------|----------------------|----------------------|------------------|----------------------------|
|        | Maloney                            |                           |                          |                  |                       |                     |                      |                      |                  |                            |
| M28094 | TOOLS FOR EFFECTIVE TEAM: DEAF     |                           |                          | 17,819           |                       | 9,788               | 3,375                | 6,152                | 1,545            | (3,041)                    |
|        | McGregor                           |                           |                          |                  |                       |                     |                      |                      |                  |                            |
| M28099 | CATALOGING WORKS ON PAPER          |                           |                          | 3,000            |                       | 4,418               | 2,071                |                      |                  | (3,489)                    |
|        | Mudd                               |                           |                          |                  |                       |                     |                      |                      |                  |                            |
| M28104 | INTERNET KIOSKS - YELLOWSTONE      |                           |                          |                  |                       |                     |                      | 421                  | 25               | (446)                      |
|        | Churchill                          |                           |                          |                  |                       |                     |                      |                      |                  |                            |
| M28105 | MT REP REGIONAL INITIATIVE PROGRAM |                           |                          | 16,000           |                       | 4,838               | 504                  | 10,246               |                  | 412                        |
|        | Johnson                            |                           |                          |                  |                       |                     |                      |                      |                  |                            |
| M28117 | ADAPTIVE EQUIPMENT SERVICES        |                           |                          |                  |                       |                     |                      | 100                  | 20               | (120)                      |
|        | McGregor                           |                           |                          |                  |                       |                     |                      |                      |                  |                            |
|        | <b>Total Public Service</b>        | <b>31,642</b>             | <b>(195)</b>             | <b>378,551</b>   | <b>(370)</b>          | <b>162,587</b>      | <b>54,154</b>        | <b>175,124</b>       | <b>38,203</b>    | <b>(20,440)</b>            |
|        | <b>MISCELLANEOUS</b>               |                           |                          |                  |                       |                     |                      |                      |                  |                            |
| M28797 | STATE GAAP - INSTRUCTION           |                           |                          | (12,826)         |                       |                     | (560)                |                      | (12,266)         | 0                          |
|        | Weer                               |                           |                          |                  |                       |                     |                      |                      |                  |                            |
| M28798 | STATE GAAP - RESEARCH              | 344,799                   |                          | (243,769)        |                       |                     | (15,328)             |                      | (33,543)         | 149,901                    |
|        | Weer                               |                           |                          |                  |                       |                     |                      |                      |                  |                            |
| M28799 | STATE GAAP - PUBLIC SERVICE        |                           |                          | (53,421)         |                       |                     | (15,218)             |                      | (38,203)         | 0                          |
|        | Weer                               |                           |                          |                  |                       |                     |                      |                      |                  |                            |
|        | <b>Total Miscellaneous</b>         | <b>344,799</b>            |                          | <b>(310,016)</b> |                       |                     | <b>(31,106)</b>      |                      | <b>(84,012)</b>  | <b>149,901</b>             |
|        | <b>TOTAL STATE OF MONTANA</b>      | <b>\$332,289</b>          | <b>(\$1,354)</b>         | <b>\$618,239</b> | <b>(\$370)</b>        | <b>\$489,155</b>    | <b>\$79,462</b>      | <b>\$343,668</b>     | <b>\$0</b>       | <b>\$36,519</b>            |

## CURRENT RESTRICTED FUNDS

Combined Statement of Revenue, Expenditures and Changes in Fund Balance  
For Fiscal Year Ended June 30, 2000

### LOCAL GOVERNMENT AGENCIES

| Index              | Account Name<br>Project Director          | Fund<br>Balance<br>07/01/99 | Revenue       | Transfers<br>In (Out) | Salaries<br>& Wages | Employee<br>Benefits | Operating<br>Expend. | Indirect<br>Cost | Capital<br>Expend. | Fund<br>Balance<br>06/30/00 |
|--------------------|---|-----------------------------|---------------|-----------------------|---------------------|----------------------|----------------------|------------------|--------------------|-----------------------------|
| <b>INSTRUCTION</b> |   |                             |               |                       |                     |                      |                      |                  |                    |                             |
| M28802             | LANGUAGE TUTORS<br>Putnam                 | (\$162)                     | \$162         | \$                    | \$                  | \$                   | \$                   | \$               | \$                 | \$0                         |
| M28809             | BILINGUAL EDUCATION PROJECT<br>Putnam     | (6,072)                     | 6,831         |                       | 702                 | 1                    |                      | 56               |                    | 0                           |
| M28810             | BICYCLE/PEDESTRIAN INTERN<br>Putnam       | 143                         | (143)         |                       |                     |                      |                      |                  |                    | 0                           |
| 328812             | LEGISLATIVE INTERNSHIP<br>Putnam          | (503)                       | 503           |                       |                     |                      |                      |                  |                    | 0                           |
| M28813             | PERSONNEL INTERN<br>Putnam                | (114)                       | 3,009         |                       | 3,143               | 8                    |                      | 252              |                    | (508)                       |
| M28814             | MISSOULA FINANCE INTERN<br>Putnam         | (915)                       | 915           |                       |                     |                      |                      |                  |                    | 0                           |
| M28816             | YOUTH EMPLOYMENT COORDINATOR<br>Putnam    | (1,430)                     | 3,933         |                       | 2,312               | 6                    |                      | 185              |                    | 0                           |
| M28817             | COURT INTERNSHIP<br>Putnam                |                             | 3,100         |                       | 2,863               | 7                    |                      | 230              |                    | 0                           |
| M28818             | PROFESSIONAL SERVICES CONTRACT<br>Griffin | (5,323)                     | 9,149         |                       | 1,249               | 680                  | 1,614                | 283              |                    | 0                           |
| M28819             | MSLA CO PS BILINGUAL EDUCATION<br>Putnam  |                             | 10,876        |                       | 10,585              | 26                   |                      | 849              |                    | (584)                       |
| M28820             | GRAD @ PARTNERSHIP HEALTH CTR<br>Haddad   |                             | 10,106        |                       | 10,110              | 92                   |                      | 816              |                    | (912)                       |
| M28822             | BICYCLE/PEDESTRIAN INTERN<br>Berkhouse    |                             | 1,932         |                       | 1,719               | 69                   |                      | 144              |                    | 0                           |
| M28829             | SUPPORTING ORGANIZATIONAL CHG<br>Griffin  |                             | 9,451         |                       | 3,381               | 1,243                | 1,349                | 478              |                    | 3,000                       |
| M28839             | DATA CONVERSION PROJECT<br>Berkhouse      |                             |               |                       | 1,596               | 4                    |                      | 128              |                    | (1,728)                     |
|                    | <b>Total Instruction</b>                  | <b>(14,376)</b>             | <b>59,824</b> |                       | <b>37,660</b>       | <b>2,136</b>         | <b>2,963</b>         | <b>3,421</b>     |                    | <b>(732)</b>                |

### RESEARCH

M28801 KLAMATH/ODELL BULL TROUT DNA  
Allendorf

0

# CURRENT RESTRICTED FUNDS

Combined Statement of Revenue, Expenditures and Changes in Fund Balance  
For Fiscal Year Ended June 30, 2000

## LOCAL GOVERNMENT AGENCIES

458

| Index | Account Name<br>Project Director                   | Fund<br>Balance<br>07/01/99 | Revenue   | Transfers<br>In (Out) | Salaries<br>& Wages | Employee<br>Benefits | Operating<br>Expend. | Indirect<br>Cost | Capital<br>Expend. | Fund<br>Balance<br>06/30/00 |
|-------|--|-----------------------------|-----------|-----------------------|---------------------|----------------------|----------------------|------------------|--------------------|-----------------------------|
|       | M28803 LINKAGE MAP FOR PINK SALMON<br>Allendorf    |                             |           |                       |                     |                      |                      |                  |                    | 0                           |
|       | M28804 LINKAGE MAP FOR PINK SALMON<br>Allendorf    | (20,290)                    | 94,149    |                       | 39,870              | 17,632               | 22,371               | 17,423           |                    | (23,437)                    |
|       | M28805 S.FORK SNAKE RIVER FLOOD VEG.<br>Hansen     | 48                          |           |                       |                     |                      | 18                   | 4                |                    | 26                          |
|       | M28807 CRAY MPP FLUID FLOW SIMULATION<br>Morton    | (13,321)                    | 31,037    |                       | 12,529              | 1,602                | 3,585                |                  |                    | 0                           |
|       | M28815 NEW HAMPSHIRE BROOK TROUT<br>Allendorf      | (422)                       | 3,700     | (378)                 | 1,265               | 499                  | 300                  | 836              |                    | 0                           |
|       | M28821 REID'S CORNER<br>Welch                      |                             | (103,642) | 103,642               |                     |                      |                      |                  |                    | 0                           |
|       | M28823 COLORADO RIVER CUTTHROAT TROUT<br>Allendorf |                             | 5,425     |                       | 1,958               | 773                  | 1,130                | 1,564            |                    | 0                           |
|       | M28824 LINKAGE MAP FOR PINK SALMON<br>Allendorf    |                             | 57,864    |                       | 42,784              | 14,780               | 17,634               | 18,697           |                    | (36,031)                    |
|       | M28825 MISSOULA VALLEY PM2,5/VOC<br>Smith          |                             | 96,000    |                       | 14,100              | 35                   | 21,812               | 4,241            | 16,062             | 39,750                      |
|       | M28826 RECONNAISSANCE MAPPING<br>Potts             |                             | 6,002     |                       | 8,676               | 343                  | 3,237                | 2,451            |                    | (8,705)                     |
|       | M28827 PROFESSIONAL SERVICES CONTRACT<br>Griffin   |                             | 9,595     |                       | 7,089               | 2,832                | 7,705                | 1,410            |                    | (9,441)                     |
|       | M28828 MT HOOD TROUT BIODIVERSITY<br>Allendorf     |                             | 25,252    |                       | 15,320              | 4,447                | 7,205                | 10,923           |                    | (12,643)                    |
|       | M28832 WEED MGMT ON MT JUMBO<br>Marler             |                             | 3,393     |                       | 5,284               | 1,805                | 2,865                | 1,991            |                    | (8,552)                     |
|       | M28833 COLORADO RIVER CUTTHROAT TROUT<br>Allendorf |                             | 8,400     |                       | 2,175               | 843                  |                      | 1,222            |                    | 4,160                       |
|       | M28834 WYOMING TROUT POPULATIONS<br>Allendorf      |                             | 9,380     |                       | 4,776               | 1,596                |                      | 2,581            |                    | 427                         |
|       | M28835 INTERAGENCY PERSONNEL AGREEMENT<br>Forest   |                             | 1,638     |                       | 2,026               | 801                  |                      |                  |                    | (1,189)                     |
|       | M28836 CUTTHROAT TROUT GENETICS<br>Allendorf       |                             | 1,785     |                       | 724                 | 286                  | 165                  | 476              |                    | 134                         |



## CURRENT RESTRICTED FUNDS

Combined Statement of Revenue, Expenditures and Changes in Fund Balance  
For Fiscal Year Ended June 30, 2000

### LOCAL GOVERNMENT AGENCIES

| Index                                  | Account Name<br>Project Director         | Fund<br>Balance<br>07/01/99 | Revenue          | Transfers<br>In (Out) | Salaries<br>& Wages | Employee<br>Benefits | Operating<br>Expend. | Indirect<br>Cost | Capital<br>Expend. | Fund<br>Balance<br>06/30/00 |
|--|--|-----------------------------|------------------|-----------------------|---------------------|----------------------|----------------------|------------------|--------------------|-----------------------------|
| M28837                                 | CUTTHROAT TROUT GENETICS<br>Allendorf    |                             | 1,855            |                       | 752                 | 297                  | 172                  | 494              |                    | 140                         |
| M28838                                 | CUTTHROAT TROUT MOLECULE ANAL<br>Spruell |                             | 30,005           |                       | 709                 | 146                  | 490                  | 545              | 63,750             | (35,635)                    |
| M28840                                 | MT HOOD TROUT BIODIVERSITY<br>Spruell    |                             |                  |                       |                     |                      |                      |                  |                    | 0                           |
|  | <b>Total Research</b>                    | <b>(33,985)</b>             | <b>281,838</b>   | <b>103,264</b>        | <b>160,037</b>      | <b>48,717</b>        | <b>88,689</b>        | <b>64,858</b>    | <b>79,812</b>      | <b>(90,996)</b>             |
| <b>PUBLIC SERVICE</b>                  |  |                             |                  |                       |                     |                      |                      |                  |                    |                             |
| M28806                                 | HEARING CONSERVATION PROJECT<br>Toth     | 4,748                       | 21,108           |                       | 13,859              | 4,304                | 2,758                | 2,091            | (8)                | 2,852                       |
| M28811                                 | ST LOUIS COUNTY SE INITIATIVE<br>Griffin | 6,398                       |                  |                       |                     |                      | 3,904                |                  |                    | 2,494                       |
| M28830                                 | MISSOULA YOUTH DRUG COURT EVAL<br>Roche  |                             | 3,973            |                       | 4,576               | 18                   | 2,511                | 569              |                    | (3,701)                     |
| M28831                                 | MSLA CO SUBSTANCE ABUSE PROJ<br>Vernon   |                             | 1,711            |                       | 679                 | 2                    |                      |                  |                    | 1,030                       |
|  | <b>Total Public Service</b>              | <b>11,146</b>               | <b>26,792</b>    |                       | <b>19,114</b>       | <b>4,324</b>         | <b>9,173</b>         | <b>2,660</b>     | <b>(8)</b>         | <b>2,675</b>                |
| <b>MISCELLANEOUS</b>                   |  |                             |                  |                       |                     |                      |                      |                  |                    |                             |
| M28997                                 | LOCAL GAAP - INSTRUCTION<br>Weer         |                             | (6,632)          |                       |                     | (1,801)              |                      | (4,831)          |                    | 0                           |
| M28998                                 | LOCAL GAAP - RESEARCH<br>Weer            | 48,552                      | (73,076)         |                       |                     | (15,091)             |                      | (63,448)         |                    | 54,015                      |
| M28999                                 | LOCAL GAAP - PUBLIC SERVICE<br>Weer      |                             | 85,691           |                       |                     | (701)                |                      | (2,660)          |                    | 89,052                      |
|  | <b>Total Miscellaneous</b>               | <b>48,552</b>               | <b>5,983</b>     |                       |                     | <b>(17,593)</b>      |                      | <b>(70,939)</b>  |                    | <b>143,067</b>              |
| <b>TOTAL LOCAL GOVERNMENT AGENCIES</b> |  | <b>\$11,337</b>             | <b>\$374,437</b> | <b>\$103,264</b>      | <b>\$216,811</b>    | <b>\$37,584</b>      | <b>\$100,825</b>     | <b>\$0</b>       | <b>\$79,804</b>    | <b>\$54,014</b>             |

# CURRENT RESTRICTED FUNDS

Combined Statement of Revenue, Expenditures and Changes in Fund Balance  
For Fiscal Year Ended June 30, 2000

## PRIVATE AGENCIES

460

| Index  | Account Name<br>Project Director          | Fund<br>Balance<br>7/1/99 | Prior<br>Year<br>Adjust. | Revenue | Transfers<br>In (Out) | Salaries<br>& Wages | Employee<br>Benefits | Operating<br>Expend. | Indirect<br>Cost | Capital<br>Expend. | Fund<br>Balance<br>6/30/00 |
|--------|---|---------------------------|--------------------------|---------|-----------------------|---------------------|----------------------|----------------------|------------------|--------------------|----------------------------|
|        | <b>INSTRUCTION</b>                        |                           |                          |         |                       |                     |                      |                      |                  |                    |                            |
| M29010 | MISSION VALLEY HAWKS ECOLOGY<br>Marks     | \$7                       | \$                       |         | (\$7)                 | \$                  | \$                   | \$                   | \$               |                    | \$0                        |
| M29021 | MISSION VALLEY HAWKS ECOLOGY<br>Marks     | 1                         |                          |         | (1)                   |                     |                      |                      |                  |                    | 0                          |
| M29032 | NATL CONF/U-GRAD RSRCH<br>Baertsch        | (3,405)                   |                          | 35,306  |                       | 22,822              | 9,055                | 24                   |                  |                    | 0                          |
| M29046 | GRAD@PARTNERSHIP HEALTH CNTR<br>Haddad    | (902)                     |                          | 902     |                       |                     |                      |                      |                  |                    | 0                          |
| M29047 | DIRECTOR: CTR STUDY EDUC/SOC<br>Chestnut  | (11,353)                  |                          | 103,896 |                       | 71,396              | 21,150               |                      |                  |                    | (3)                        |
| M29048 | GRADUATE ASSISTANTSHIP<br>Haddad          |                           |                          |         |                       | 620                 | (85)                 |                      | 43               |                    | (578)                      |
| M29051 | OPEN SOC UNDERGRADFELLOW<br>Lusk          | (310)                     | 310                      |         |                       |                     |                      |                      |                  |                    | 0                          |
| M29057 | GRADUATE ASSISTANTSHIP<br>Haddad          |                           |                          |         |                       | 413                 | 34                   |                      | 36               |                    | (483)                      |
| M29070 | CLINICAL ASSIST PROF/PHARMACY<br>Cochran  | 615                       |                          | (615)   |                       |                     |                      |                      |                  |                    | 0                          |
| M29074 | GRAD ASST @ WESTERN MT CLINIC<br>Haddad   | (1,641)                   |                          | 11,002  |                       | 9,432               | 23                   |                      | 757              |                    | (851)                      |
| M29080 | PROBE GLUTAMATE W/QUINOLINE<br>Thompson   | (6,000)                   |                          | 15,000  |                       | 12,000              | 30                   |                      |                  |                    | (3,030)                    |
| M29086 | CHANGE IN HIGH-RISK OUTPATIENT<br>Hufford | (3,916)                   |                          | 3,916   |                       |                     |                      |                      |                  |                    | 0                          |
| M29102 | ESTENSSORO FELLOWSHIP: NUNEZ<br>Brewer    | 5,601                     |                          | 16,919  |                       |                     |                      | 10,518               |                  |                    | 12,002                     |
| M29111 | MISSION VALLEY HAWKS ECOLOGY<br>Marks     | 2                         |                          |         | (2)                   |                     |                      |                      |                  |                    | 0                          |
| M29112 | MERRILL LYNCH FINANCE INTERN<br>Putnam    | (1,241)                   |                          | 1,241   |                       |                     |                      |                      |                  |                    | 0                          |
| M29114 | MT PUBLIC RADIO SIGNAL EXTEN.<br>Marcus   | (2,680)                   |                          | 92,586  |                       |                     |                      | 23,122               |                  | 14,156             | 52,628                     |
| M29121 | WESTERN CHARTER PROJECT                   | 117,798                   |                          |         |                       | 8,872               | 2,993                | 101,891              | 4,042            |                    | 0                          |

## CURRENT RESTRICTED FUNDS

Combined Statement of Revenue, Expenditures and Changes in Fund Balance  
For Fiscal Year Ended June 30, 2000

### PRIVATE AGENCIES

461

| Index  | Account Name<br>Project Director            | Fund<br>Balance<br>7/1/99 | Prior<br>Year<br>Adjust. | Revenue | Transfers<br>In (Out) | Salaries<br>& Wages | Employee<br>Benefits | Operating<br>Expend. | Indirect<br>Cost | Capital<br>Expend. | Fund<br>Balance<br>6/30/00 |
|--------|---|---------------------------|--------------------------|---------|-----------------------|---------------------|----------------------|----------------------|------------------|--------------------|----------------------------|
|        | Kemmis                                      |                           |                          |         |                       |                     |                      |                      |                  |                    |                            |
| M29157 | MT WRITING PRJ 99 COST-SHARING<br>Adler     | 4,456                     | (50)                     | 1,600   |                       | 4,923               | 887                  | (506)                |                  |                    | 702                        |
| M29159 | CHILD CARE PLUS: TRAIN TRAINER<br>Mulligan  | (6,486)                   |                          | 7,393   |                       | 535                 | 290                  |                      | 82               |                    | 0                          |
| M29167 | GUYANA ORG ASSESS<br>Lusk                   |                           |                          |         |                       | 9,720               | 3,203                |                      | 3,360            |                    | (16,283)                   |
| M29169 | GRADUATE ASSISTANTSHIP<br>Lerner            |                           |                          | 937     |                       | 865                 | 3                    |                      | 69               |                    | 0                          |
| M29177 | OPEN SOCIETY UNDERGRAD FELLOWS<br>Lusk      |                           |                          | 22,467  |                       |                     |                      | 22,467               |                  |                    | 0                          |
| M29178 | WICHE DOCTORAL SCHOLARS PGM<br>Strobel      |                           |                          | 13,000  |                       |                     |                      | 13,000               |                  |                    | 0                          |
| M29179 | WICHE DOCTORAL SCHOLARS PGM<br>Strobel      | (2,200)                   |                          | 13,000  |                       |                     |                      | 9,800                |                  |                    | 1,000                      |
| M29190 | MISSION VALLEY HAWKS ECOLOGY<br>Marks       |                           |                          | 4,500   | (1)                   | 4,160               | 339                  |                      |                  |                    | 0                          |
| M29193 | SCHOLARSHIP: BOBBIE JO FAVEL<br>Potts       |                           |                          | 10,000  |                       |                     |                      |                      |                  |                    | 10,000                     |
| M29195 | CHANGE IN HIGH-RISK OUTPATIENT<br>Klocek    |                           |                          | 8,615   |                       | 11,175              | 238                  |                      | 913              |                    | (3,711)                    |
| M29205 | ORGANIZATION-MINISTRY OF EDUC<br>Lusk       |                           |                          | 9,861   |                       | 5,856               | 1,970                |                      | 2,035            |                    | 0                          |
| M29207 | TURKEY-ANATOL WATERSHED REHAB<br>Lusk       |                           |                          | 7,130   |                       | 4,258               | 1,401                |                      | 1,471            |                    | 0                          |
| M29209 | MISSOULA WRITING COLLABORATIVE<br>Gadbow    |                           |                          | 9,075   |                       | 8,250               | 21                   |                      |                  |                    | 804                        |
| M29210 | CLINICAL ASSIST PROF/PHARMACY<br>Cochran    |                           |                          | 18,720  |                       | 13,863              | 4,857                |                      |                  |                    | 0                          |
| M29214 | SCHOLARSHIP: A. HENDRICKSON<br>Whiddon      |                           |                          | 10,000  |                       |                     |                      | 10,000               |                  |                    | 0                          |
| M29218 | MARKETING MISSIONS COMP INTERN<br>Berkhouse |                           |                          | 2,832   |                       | 4,352               | 10                   |                      | 349              |                    | (1,879)                    |
| M29223 | MARKETING MISSIONS SYST INTERN              |                           |                          | 498     |                       | 460                 | 1                    |                      | 37               |                    | 0                          |

# CURRENT RESTRICTED FUNDS

Combined Statement of Revenue, Expenditures and Changes in Fund Balance  
For Fiscal Year Ended June 30, 2000

## PRIVATE AGENCIES

| Index  | Account Name<br>Project Director | Fund<br>Balance<br>7/1/99 | Prior<br>Year<br>Adjust. | Revenue        | Transfers<br>In (Out) | Salaries<br>& Wages | Employee<br>Benefits | Operating<br>Expend. | Indirect<br>Cost | Capital<br>Expend. | Fund<br>Balance<br>6/30/00 |
|--------|----------------------------------|---------------------------|--------------------------|----------------|-----------------------|---------------------|----------------------|----------------------|------------------|--------------------|----------------------------|
|        | Berkhouse                        |                           |                          |                |                       |                     |                      |                      |                  |                    |                            |
| M29224 | STRESS HORMONE LEVELS IN BEARS   |                           |                          | 2,500          |                       |                     |                      | 2,504                |                  |                    | (4)                        |
|        | Servheen                         |                           |                          |                |                       |                     |                      |                      |                  |                    |                            |
| M29228 | TROUT UNLIMITED INTERNSHIP       |                           |                          | 1,596          |                       | 5,016               | 599                  |                      | 449              |                    | (4,468)                    |
|        | Berkhouse                        |                           |                          |                |                       |                     |                      |                      |                  |                    |                            |
| M29231 | DORIS DUKE CONSERVATION FELLOW   |                           |                          | 800            |                       |                     |                      |                      |                  |                    | 800                        |
|        | Roy                              |                           |                          |                |                       |                     |                      |                      |                  |                    |                            |
| M29243 | TRANSBOUNDARY (US/CANADA) PLAN   |                           |                          | 28,000         |                       |                     |                      | 25                   |                  |                    | 27,975                     |
|        | Broberg                          |                           |                          |                |                       |                     |                      |                      |                  |                    |                            |
| M29246 | MT WRITING PROJECT C/S ACCOUNT   |                           |                          | 12,000         |                       | 1,500               | 4                    | 5,000                |                  |                    | 5,496                      |
|        | Adler                            |                           |                          |                |                       |                     |                      |                      |                  |                    |                            |
|        | <b>Total Instruction</b>         | <b>88,346</b>             | <b>260</b>               | <b>464,677</b> | <b>(11)</b>           | <b>200,488</b>      | <b>47,023</b>        | <b>197,845</b>       | <b>13,643</b>    | <b>14,156</b>      | <b>80,117</b>              |
|        | <b>RESEARCH</b>                  |                           |                          |                |                       |                     |                      |                      |                  |                    |                            |
| M29005 | BOONE & CROCKETT BUDGET FY 99    | (6,018)                   | 846                      | 6,905          |                       | 146                 | 261                  | 1,326                |                  |                    | 0                          |
|        | Thomas                           |                           |                          |                |                       |                     |                      |                      |                  |                    |                            |
| M29006 | IBS-STUDENT RESEARCH/BROAD ACC   | 30,259                    | (883)                    | 75,405         |                       | 5,000               | 1,031                | 39,688               |                  |                    | 59,062                     |
|        | Brewer                           |                           |                          |                |                       |                     |                      |                      |                  |                    |                            |
| M29007 | IBS-CURRICULUM, EQUIP, LAB DEV   | 197,421                   |                          | 266,421        |                       | 75,084              | 26,987               | 97,002               |                  | 12                 | 264,757                    |
|        | Brewer                           |                           |                          |                |                       |                     |                      |                      |                  |                    |                            |
| M29008 | IBS-PROGRAM ADMINISTRATION       | 14,806                    |                          | 352            |                       | 13,918              | 6,993                | 1,402                |                  |                    | (7,155)                    |
|        | Brewer                           |                           |                          |                |                       |                     |                      |                      |                  |                    |                            |
| M29009 | IBS-PROGRAM ASSESSMENT           | 14,088                    |                          | 7,822          |                       |                     |                      | 11,726               |                  |                    | 10,184                     |
|        | Brewer                           |                           |                          |                |                       |                     |                      |                      |                  |                    |                            |
| M29011 | SEPARATION OF FOLIC ACID         | (2,416)                   |                          | 2,416          |                       |                     |                      | 22                   |                  |                    | (22)                       |
|        | Thompson                         |                           |                          |                |                       |                     |                      |                      |                  |                    |                            |
| M29012 | PREHISTORIC AG COMMUNITIES       |                           |                          | 7,956          |                       |                     |                      |                      |                  |                    | 7,956                      |
|        | Douglas                          |                           |                          |                |                       |                     |                      |                      |                  |                    |                            |
| M29013 | INTERIOR NW COLAB STEWARDSHIP    | 37,168                    |                          |                |                       | 23,081              | 9,080                | 1,610                | 3,397            |                    | 0                          |
|        | Burchfield                       |                           |                          |                |                       |                     |                      |                      |                  |                    |                            |
| M29014 | LONG-TOED SALAMANDERS IN LAKES   | 1,192                     |                          | 500            |                       |                     |                      | 1,692                |                  |                    | 0                          |
|        | Funk                             |                           |                          |                |                       |                     |                      |                      |                  |                    |                            |
| M29016 | PRAIRIE BIOME WETLAND CLASSIFY   | (34,375)                  |                          | 34,720         |                       | 7,013               | 2,157                | 3,714                | 2,577            |                    | (15,116)                   |
|        | Hansen                           |                           |                          |                |                       |                     |                      |                      |                  |                    |                            |



## CURRENT RESTRICTED FUNDS

Combined Statement of Revenue, Expenditures and Changes in Fund Balance  
For Fiscal Year Ended June 30, 2000

### PRIVATE AGENCIES

| Index | Account Name<br>Project Director                    | Fund<br>Balance<br>7/1/99 | Prior<br>Year<br>Adjust. | Revenue | Transfers<br>In (Out) | Salaries<br>& Wages | Employee<br>Benefits | Operating<br>Expend. | Indirect<br>Cost | Capital<br>Expend. | Fund<br>Balance<br>6/30/00 |
|-------|---|---------------------------|--------------------------|---------|-----------------------|---------------------|----------------------|----------------------|------------------|--------------------|----------------------------|
|       | M29017 PRICHARD BASALTIC SILLS<br>Hyndman           | 6,920                     |                          |         |                       |                     |                      | 105                  |                  |                    | 6,815                      |
|       | M29018 WILDERNESS INST FUND 1998-1999<br>Freimund   | (45,811)                  |                          | 45,811  |                       |                     |                      |                      |                  |                    | 0                          |
|       | M29019 WETLANDS: UPPER CLARK FK RIVER<br>Hansen     | (3,119)                   | (6,376)                  | 11,382  |                       |                     | 690                  | 370                  | 828              |                    | (1)                        |
|       | M29023 SABA MARINE PARK CHANGE LIMITS<br>McCool     | (14,059)                  |                          | 14,931  | (9)                   | 340                 | 71                   | 452                  |                  |                    | 0                          |
|       | M29025 WOLF RECOVERY - WESTERN MT<br>Ream           | 2,992                     |                          |         |                       |                     |                      | 2,992                |                  |                    | 0                          |
| 463   | M29026 GONOCOCCAL PROTEIN CHARACTER<br>Judd         | (6,910)                   |                          | 31,422  |                       | 11,034              | 4,460                | 2,250                | 7,186            |                    | (418)                      |
|       | M29027 GLUCARIC ACID/CORN STARCH<br>Kiely           | (14,542)                  |                          | 34,773  |                       | 15,491              | 4,855                | 13,163               |                  |                    | (13,278)                   |
|       | M29028 TOXIC METAL ION REMOVALWATER<br>Rosenberg    | 6,163                     |                          |         |                       | 4,257               | 244                  | 1,662                |                  |                    | 0                          |
|       | M29029 BIODEGRADABLE SYNTHETIC POLYMERS<br>Kiely    | 7,586                     |                          |         |                       | 4,257               | 541                  | 2,767                |                  |                    | 21                         |
|       | M29030 BEEHIVE CONTAMINATION<br>Smith               | 5,708                     |                          |         |                       | 4,257               | 239                  | 1,212                |                  |                    | 0                          |
|       | M29031 HYDROELECTRIC REGULATION<br>Sheldon          | 5,215                     |                          |         |                       | 3,479               | 260                  | 788                  |                  |                    | 688                        |
|       | M29034 LAKE COEUR D'ALENE TROUT<br>Allendorf        | (34,080)                  |                          | 34,080  |                       | 799                 | 270                  | (1,069)              |                  |                    | 0                          |
|       | M29038 OPTICAL MERCURY/CADMIUM VAPOR<br>Jacobs      | 7,038                     |                          |         |                       |                     |                      | 7,038                |                  |                    | 0                          |
|       | M29039 PRICHARD BASALTIC SILLS<br>Hyndman           | 3,941                     |                          |         |                       |                     |                      | 2,029                |                  |                    | 1,912                      |
|       | M29042 THE WESTERN CHARTER PROJECT<br>Kemmis        | 78,554                    |                          |         |                       | 6,389               | 2,136                | 55,848               | 929              |                    | 13,252                     |
|       | M29045 BOLLE CTR FOR PEOPLE & FORESTS<br>Burchfield | (17,711)                  |                          | 81,255  |                       | 44,848              | 17,312               | 5,448                |                  |                    | (4,064)                    |
|       | M29049 MISSOULA AIR-Q RESEARCH ASST<br>Smith        | (7,089)                   |                          | 28,136  |                       | 13,680              | 995                  | 1,087                | 6,326            |                    | (1,041)                    |

## CURRENT RESTRICTED FUNDS

Combined Statement of Revenue, Expenditures and Changes in Fund Balance  
For Fiscal Year Ended June 30, 2000

### PRIVATE AGENCIES

464

| Index | Account Name<br>Project Director                 | Fund<br>Balance<br>7/1/99 | Prior<br>Year<br>Adjust. | Revenue | Transfers<br>In (Out) | Salaries<br>& Wages | Employee<br>Benefits | Operating<br>Expend. | Indirect<br>Cost | Capital<br>Expend. | Fund<br>Balance<br>6/30/00 |
|-------|--|---------------------------|--------------------------|---------|-----------------------|---------------------|----------------------|----------------------|------------------|--------------------|----------------------------|
|       | M29055 ALLELOPATHY AS LEAFY SPURGE<br>Callaway   | 2,910                     |                          |         |                       |                     |                      | 212                  |                  |                    | 2,698                      |
|       | M29056 BFI INTEGRATED VEGETATION MGMT<br>Rice    |                           |                          | 3,757   |                       | 2,140               | 575                  | 112                  | 935              |                    | (5)                        |
|       | M29058 SEPTIC TANKS COLIPHAGE ACCT<br>Deborde    | (715)                     |                          | 16,000  |                       |                     |                      | 23,850               | 1,193            |                    | (9,758)                    |
|       | M29061 LEUKOTRIENE/HISTAMINE STUDIES<br>Wright   | (9,642)                   |                          | 11,445  |                       | 543                 | 25                   | 1,235                |                  |                    | 0                          |
|       | M29062 WRIGHT'S LAB OPERATING EXPENSE<br>Wright  | (5,000)                   |                          | 5,000   |                       |                     |                      |                      |                  |                    | 0                          |
|       | M29063 RIPARIAN CLASS FOR SO. ALBERTA<br>Hansen  | (32,238)                  |                          | 56,550  |                       | 15,814              | 6,198                | 4,701                | 5,343            |                    | (7,744)                    |
|       | M29064 EMPIR-CROWN FIRE SPREAD MODEL<br>Wakimoto | 119                       |                          |         |                       |                     |                      | 119                  |                  |                    | 0                          |
|       | M29065 LIMBER PINE DISTRIB: AYERS<br>Thomas      | (340)                     | (1,514)                  | 3,208   |                       | 1,827               | 181                  | 4,139                |                  |                    | (4,793)                    |
|       | M29067 PROTEIN & LYME ARTHRITIS AGENT<br>Samuels | 1,951                     | (1,178)                  |         |                       | 682                 | 108                  | (17)                 |                  |                    | 0                          |
|       | M29068 MANSFIELD CTR OPERATING FUNDS<br>West     | (79,853)                  |                          | 325,365 |                       | 202,862             | 54,535               | 4,756                | 12,870           |                    | (29,511)                   |
|       | M29071 BIOLOGY OF BORNEO SUN BEAR<br>Servheen    |                           |                          | 7,900   |                       |                     |                      | 7,900                |                  |                    | 0                          |
|       | M29072 DIRECTED MUTATIONS IN E. COLI<br>Wright   | (23,230)                  |                          | 100,565 |                       | 46,968              | 19,458               | 19,367               |                  |                    | (8,458)                    |
|       | M29083 COTTONWOODS, GRAZING & BIRDS<br>Ball      | 493                       |                          |         |                       | 155                 | 21                   | 272                  | 45               |                    | 0                          |
|       | M29084 PRODUCTIVITY OF FLATHEAD LAKE<br>Wicklum  |                           |                          |         |                       |                     |                      | 1                    |                  |                    | (1)                        |
|       | M29087 LION CREEK WATER QUALITY<br>Craft         | (2,044)                   |                          | 2,044   |                       |                     |                      |                      |                  |                    | 0                          |
|       | M29089 RESEARCH FELLOW<br>Duran                  | (2,970)                   |                          | 2,970   |                       |                     |                      |                      |                  |                    | 0                          |
|       | M29090 THE BLACKFOOT LANDSLIDE<br>Hyndman        | 5,530                     |                          |         |                       | 2,828               | 7                    | 1,790                | 850              |                    | 55                         |

## CURRENT RESTRICTED FUNDS

Combined Statement of Revenue, Expenditures and Changes in Fund Balance  
For Fiscal Year Ended June 30, 2000

### PRIVATE AGENCIES

| Index | Account Name<br>Project Director                  | Fund<br>Balance<br>7/1/99 | Prior<br>Year<br>Adjust. | Revenue | Transfers<br>In (Out) | Salaries<br>& Wages | Employee<br>Benefits | Operating<br>Expend. | Indirect<br>Cost | Capital<br>Expend. | Fund<br>Balance<br>6/30/00 |
|-------|---|---------------------------|--------------------------|---------|-----------------------|---------------------|----------------------|----------------------|------------------|--------------------|----------------------------|
|       | M29091 YELLOWSTONE HOTSPOT/DISTAL EFF<br>Hendrix  | 1,654                     |                          |         |                       | 1,363               | 292                  | (1)                  |                  |                    | 0                          |
|       | M29092 RESEARCH ASSISTANT<br>Duran                | (11,236)                  |                          | 36,805  |                       | 24,009              | 9,893                | 65                   |                  |                    | (8,398)                    |
|       | M29093 RESEARCH FELLOW<br>Duran                   | (1,103)                   |                          | 1,103   |                       |                     |                      |                      |                  |                    | 0                          |
|       | M29094 RESEARCH FELLOW<br>Duran                   | (5,176)                   |                          | 35,490  |                       | 24,249              | 8,538                |                      |                  |                    | (2,473)                    |
|       | M29096 GLUTAMATE TRANSPORTER/SPINE<br>Bridges     | (13,089)                  |                          |         |                       |                     | 3                    | (64)                 |                  |                    | (13,028)                   |
|       | M29097 GRIZZLY BEAR HABITAT: ROCKY MTN<br>Redmond | (6,523)                   | 57                       | 18,291  |                       | 8,196               | 3,146                | 2,289                |                  |                    | (1,806)                    |
|       | M29098 MT BUSINESS ASSIST/DIRECTORY<br>Campbell   | 489                       |                          |         | (233)                 | 232                 | 1                    |                      | 23               |                    | 0                          |
|       | M29099 WATERSHED ASSESSMENT PROJECT<br>Potts      | 4,066                     |                          | 10,129  |                       | 8,758               | 240                  | 6,951                | 5,183            |                    | (6,937)                    |
|       | M29100 GLUTAMATE TRANSPORTERS/SPINE<br>Queen      | 21,437                    |                          | (4,734) |                       | 11,456              | 1,538                | 3,709                |                  |                    | 0                          |
|       | M29101 COLLABORATIVE RESEARCH<br>North            | (503)                     |                          | 1,493   |                       |                     |                      | 2,199                |                  |                    | (1,209)                    |
|       | M29103 MPC CUSTOMER SURVEY<br>Polzin              | (7,198)                   |                          | 31,000  |                       | 17,864              | 1,643                | 5,105                | 7,806            |                    | (8,616)                    |
|       | M29104 BARTONELLA HENSELAE PROTEIN<br>Minnick     | (23,827)                  |                          | 75,000  |                       | 33,281              | 12,061               | 20,909               | 6,625            |                    | (21,703)                   |
|       | M29105 PROGRAM INCOME<br>Brewer                   | 7,769                     |                          | 24,347  |                       |                     |                      | 5,500                |                  |                    | 26,616                     |
|       | M29106 CULPEPPER BIOETHICS PROJECT<br>Cook        | 87,202                    | (6)                      | 90,000  |                       | 44,193              | 17,374               | 6,557                |                  |                    | 109,072                    |
|       | M29107 CHAMERLAIN CREEK MOOSE STUDY<br>Marcum     |                           |                          | 3,542   |                       | 2,360               | 927                  |                      |                  |                    | 255                        |
|       | M29108 LAKE ROOSEVELT KOKANEE SALMON<br>Allendorf | (7,094)                   |                          | 13,510  | (6,087)               |                     | 11                   | 223                  | 95               |                    | 0                          |
|       | M29110 HABITAT PLANNING: BLAUMEISTER<br>Thomas    | (245)                     |                          | 245     |                       |                     |                      |                      |                  |                    | 0                          |

## CURRENT RESTRICTED FUNDS

Combined Statement of Revenue, Expenditures and Changes in Fund Balance  
For Fiscal Year Ended June 30, 2000

### PRIVATE AGENCIES

466

| Index | Account Name<br>Project Director                     | Fund<br>Balance<br>7/1/99 | Prior<br>Year<br>Adjust. | Revenue | Transfers<br>In (Out) | Salaries<br>& Wages | Employee<br>Benefits | Operating<br>Expend. | Indirect<br>Cost | Capital<br>Expend. | Fund<br>Balance<br>6/30/00 |
|-------|--|---------------------------|--------------------------|---------|-----------------------|---------------------|----------------------|----------------------|------------------|--------------------|----------------------------|
|       | M29113 RURAL BIOETHICS PROJECT<br>Cook               | 22,685                    |                          | 120,625 |                       | 18,094              | 6,880                | 43,283               |                  |                    | 75,053                     |
|       | M29115 PUBLIC WILD RESEARCH: MOYNAHAN<br>Thomas      | (2,470)                   |                          | 3,994   |                       |                     |                      | 4,337                |                  |                    | (2,813)                    |
|       | M29116 FLATHEAD MONITORING PROJECT<br>Ellis          | 476                       |                          |         | (94)                  |                     |                      | 382                  |                  |                    | 0                          |
|       | M29117 SWINE CARDIOVASCULAR STUDIES<br>Eve           | (4,079)                   |                          | 4,145   |                       |                     |                      | 66                   |                  |                    | 0                          |
|       | M29119 CARDIAC VALVE REPLACE/DEVICES<br>Duran        | (13,480)                  |                          | 70,582  |                       |                     | (17)                 | 97,525               |                  |                    | (40,406)                   |
|       | M29120 CHAMBERLAIN CREEK MOOSE STUDY<br>Marcum       | (3,489)                   |                          | 7,839   |                       | 3,471               | 879                  |                      |                  |                    | 0                          |
|       | M29123 MALAYSIAN SUN BEAR STUDY<br>Servheen          | 10,201                    | (57)                     |         |                       |                     |                      | 4,100                |                  |                    | 6,044                      |
|       | M29124 WILDERNESS LECTURE SERIES<br>Freimund         | 20                        |                          |         | (20)                  |                     |                      |                      |                  |                    | 0                          |
|       | M29125 FUNCTIONAL HEME POLYMERS<br>Rush              | 1,776                     |                          |         |                       | 350                 | 72                   | 1,307                |                  |                    | 47                         |
|       | M29126 SHEET VS. SHEEP IN CHINA<br>Harris            | 10,222                    |                          |         |                       |                     | 405                  |                      |                  |                    | 9,817                      |
|       | M29127 RURAL BIOETHICS PROJECT<br>Cook               | 30                        |                          | (30)    |                       |                     |                      |                      |                  |                    | 0                          |
|       | M29128 UM CHEMICAL ECOLOGY RESEARCH<br>Mitchell-Olds | (7,601)                   |                          | 77,331  |                       | 19,789              | 8,105                | 34,087               | 8,648            | 52,788             | (53,687)                   |
|       | M29129 CLEARWATER W CUTTHROAT TROUT<br>Allendorf     | 20,048                    |                          | 14,885  |                       | 4,837               | 1,249                | 12,174               | 2,114            |                    | 14,559                     |
|       | M29130 CANVASBACKS NEST SITE FIDELITY<br>Lindberg    | 205                       |                          |         | (1)                   |                     |                      | 204                  |                  |                    | 0                          |
|       | M29131 YNP WINTER SOCIAL CARRYING CAP<br>Freimund    | (15,955)                  |                          | 17,677  |                       |                     |                      | 1,722                |                  |                    | 0                          |
|       | M29132 NATIVE PLANT MUSEUM<br>Brewer                 | 163                       |                          | 197     |                       |                     |                      | 324                  |                  |                    | 36                         |
|       | M29133 LARCH EXTRACT FLAVONOIDS<br>Ponder            | (4,848)                   | (174)                    | 2,826   |                       | (747)               | (255)                | (1,194)              |                  |                    | 0                          |



## CURRENT RESTRICTED FUNDS

Combined Statement of Revenue, Expenditures and Changes in Fund Balance  
For Fiscal Year Ended June 30, 2000

### PRIVATE AGENCIES

| Index | Account Name<br>Project Director                  | Fund<br>Balance<br>7/1/99 | Prior<br>Year<br>Adjust. | Revenue | Transfers<br>In (Out) | Salaries<br>& Wages | Employee<br>Benefits | Operating<br>Expend. | Indirect<br>Cost | Capital<br>Expend. | Fund<br>Balance<br>6/30/00 |
|-------|---|---------------------------|--------------------------|---------|-----------------------|---------------------|----------------------|----------------------|------------------|--------------------|----------------------------|
|       | M29135 INGY<br>Milner                             | (573)                     |                          | 49,595  |                       |                     |                      |                      |                  |                    | 49,022                     |
|       | M29136 STORMS & SNAKE RIVER SALMON<br>Frissell    | (2,404)                   | (12)                     | 6,678   |                       | 3,287               | 986                  | 33                   | 1,312            |                    | (1,356)                    |
|       | M29137 SNAKE RIVER DRAINAGE TROUT<br>Allendorf    | (11,043)                  |                          | 19,844  |                       | 6,228               | 2,625                | 201                  | 3,667            |                    | (3,920)                    |
|       | M29138 INGY PROGECT-SMALL TREE PLOTS<br>Milner    | 21,403                    |                          |         |                       | 22,947              | 3,269                | 7,581                | 2,295            |                    | (14,689)                   |
|       | M29140 ELDORADO CREEK TROUT ANALYSIS<br>Allendorf | 1,087                     |                          |         |                       | 406                 | 137                  | 230                  | 314              |                    | 0                          |
|       | M29141 SHEEP GRAZING ON MT SENTINEL<br>Callaway   | 161                       |                          | 1,628   | (444)                 | 1,165               | 52                   | 128                  |                  |                    | 0                          |
|       | M29142 FIRE EFFECTS ON SAGUARO BIRDS<br>Hutto     | 1,732                     |                          | 3,638   |                       | 4,458               | 363                  | 2,368                |                  |                    | (1,819)                    |
|       | M29143 INGY PROJECT-WEB PAGE/D-BASE<br>Milner     | 2,400                     |                          |         |                       | 2,500               | 6                    | 243                  | 250              |                    | (599)                      |
|       | M29145 ALPINE STRESS GRADIENTS<br>Callaway        | 15,000                    |                          |         |                       |                     |                      | 15,000               |                  |                    | 0                          |
|       | M29146 MONOCLONAL ANTIBODIES<br>Nunberg           | 24,272                    |                          | 79,579  |                       | 28,641              | 11,874               | 27,123               | 13,528           |                    | 22,685                     |
|       | M29147 LEWIS & CLARK NTL HISTOR TRAIL<br>Freimund | 10                        |                          |         | (10)                  |                     |                      |                      |                  |                    | 0                          |
|       | M29149 FLATHEAD LADE MYSIS RELICTA<br>Wicklum     | 1,718                     |                          | 22,242  |                       | 9,626               | 3,828                | 5,265                | 5,241            |                    | 0                          |
|       | M29150 GROWTH & YIELD PROG-INGY 1998<br>Milner    | 13,441                    |                          |         |                       | 13,625              | 2,430                | 1,722                | 1,362            |                    | (5,698)                    |
|       | M29151 EASTSLOPE CASCADE TROUT<br>Allendorf       | (3,669)                   |                          | 6,300   | (1,504)               |                     |                      | 802                  | 325              |                    | 0                          |
|       | M29152 EUROPEAN BROWN TROUT GENETICS<br>Allendorf | (1,695)                   |                          | 2,100   |                       |                     | 94                   | 194                  | 117              |                    | 0                          |
|       | M29153 ROCK'N'ROLL DAZE STUDY<br>Nickerson        | (2,672)                   |                          | 12,405  |                       | 4,554               | 493                  | 1,880                | 2,806            |                    | 0                          |
|       | M29155 OMP85 OF NEISSERIA GONORRHEA<br>Judd       | (8,167)                   |                          | 43,027  |                       | 18,353              | 5,708                | 3,262                | 11,066           |                    | (3,529)                    |

# CURRENT RESTRICTED FUNDS

Combined Statement of Revenue, Expenditures and Changes in Fund Balance  
For Fiscal Year Ended June 30, 2000

## PRIVATE AGENCIES

468

| Index | Account Name<br>Project Director                   | Fund<br>Balance<br>7/1/99 | Prior<br>Year<br>Adjust. | Revenue | Transfers<br>In (Out) | Salaries<br>& Wages | Employee<br>Benefits | Operating<br>Expend. | Indirect<br>Cost | Capital<br>Expend. | Fund<br>Balance<br>6/30/00 |
|-------|--|---------------------------|--------------------------|---------|-----------------------|---------------------|----------------------|----------------------|------------------|--------------------|----------------------------|
|       | M29156 1999 MISSOURI-MADISON REC SURV<br>Nickerson | (15,188)                  | (1,723)                  | 94,445  |                       | 31,294              | 5,182                | 23,451               | 22,432           |                    | (4,825)                    |
|       | M29158 TRAM USE STUDY<br>Nickerson                 | 3,945                     | (308)                    | 10,025  | (6)                   | 9,190               | 903                  | 1,236                | 2,327            |                    | 0                          |
|       | M29160 PARTNERS IN SCIENCE AWARD<br>Stanley        | 4,538                     |                          | 7,000   |                       | 3,473               | 283                  | 1,195                |                  |                    | 6,587                      |
|       | M29161 S FORK SNAKE RIVER FLOOD PLAIN<br>Hansen    |                           |                          | 2,000   |                       |                     |                      | 1,627                | 325              |                    | 48                         |
|       | M29162 POXVIRUS VACCINE VECTORS<br>Nunberg         | (5,978)                   |                          | 106,500 |                       | 31,923              | 13,697               | 8,811                | 10,886           |                    | 35,205                     |
|       | M29163 HAMMOND WESTERN HISTORY PROJ<br>Flores      | (8,009)                   |                          | 16,382  |                       | 6,942               | 1,431                |                      |                  |                    | 0                          |
|       | M29164 PUGET SOUND BASIN SALMON AREAS<br>Frissell  | (1,644)                   |                          | 31,983  |                       | 20,366              | 5,756                | 4,217                |                  |                    | 0                          |
|       | M29165 MONTANA RIPARIAN ASSOCIATION<br>Pfister     | 4                         |                          |         |                       |                     |                      | 5                    |                  |                    | (1)                        |
|       | M29168 BARRIER ISLAND TURTLE RESEARCH<br>Greene    | 1,274                     |                          |         | (5)                   | 863                 | 40                   |                      | 366              |                    | 0                          |
|       | M29170 FRAMEWORK PROCESS WORK GROU<br>Frissell     | (29,173)                  |                          | 67,080  |                       | 17,826              | 4,920                | 11,373               | 13,818           |                    | (10,030)                   |
|       | M29171 IN-CARE FOSTER PARENTS STUDY<br>Baldrige    |                           |                          | 12,265  |                       | 6,217               | 2,140                | 373                  | 3,535            |                    | 0                          |
|       | M29172 RUBY/REDROCK RIVERS: RIPARIAN<br>Hansen     | (9,030)                   |                          | 304,850 |                       | 177,504             | 66,733               | 43,465               | 41,916           |                    | (33,798)                   |
|       | M29173 PROTEIN & LYME ARTHRITIS AGENT<br>Samuels   |                           |                          | 49,000  |                       | 19,116              | 2,011                | 28,158               |                  |                    | (285)                      |
|       | M29174 PROTEIN & LYME ARTHRITIS AGENT<br>Samuels   |                           |                          | 1,000   |                       |                     |                      | 352                  |                  |                    | 648                        |
|       | M29175 HISTORY OF BROADCASTING<br>Knowles          | (6,178)                   |                          |         | 6,282                 |                     |                      | 101                  | 3                |                    | 0                          |
|       | M29176 CONIFER FORESTS CROWN BULK<br>Wakimoto      | 1,682                     |                          |         |                       |                     |                      | 1,448                |                  |                    | 234                        |
|       | M29180 TRADITIONAL/NEW LANDOWNERS<br>Patterson     |                           |                          |         |                       |                     |                      | 2,166                |                  |                    | (2,166)                    |

## CURRENT RESTRICTED FUNDS

Combined Statement of Revenue, Expenditures and Changes in Fund Balance  
For Fiscal Year Ended June 30, 2000

### PRIVATE AGENCIES

| Index | Account Name<br>Project Director                  | Fund<br>Balance<br>7/1/99 | Prior<br>Year<br>Adjust. | Revenue | Transfers<br>In (Out) | Salaries<br>& Wages | Employee<br>Benefits | Operating<br>Expend. | Indirect<br>Cost | Capital<br>Expend. | Fund<br>Balance<br>6/30/00 |
|-------|---|---------------------------|--------------------------|---------|-----------------------|---------------------|----------------------|----------------------|------------------|--------------------|----------------------------|
|       | M29181 DNA OF TROUT ON TRIBAL LANDS<br>Allendorf  |                           |                          | 30,000  |                       | 13,687              | 3,862                | 3,358                | 8,467            |                    | 626                        |
|       | M29182 GIS ANALYSES<br>Redmond                    |                           |                          | 5,000   |                       | 3,185               | 1,225                | 72                   |                  |                    | 518                        |
|       | M29183 BOONE & CROCKETT ADMIN BUDGET<br>Thomas    |                           |                          | 38,020  |                       | 24,873              | 4,203                | 33,140               |                  |                    | (24,196)                   |
|       | M29184 LEUKOTRIENE/HISTAMINE STUDIES<br>Wright    |                           |                          | 14,826  |                       | 15,636              | 2,358                | 7,739                |                  |                    | (10,907)                   |
|       | M29185 WILDERNESS INST FUND 1999-2000<br>Freimund |                           |                          | 108,551 |                       | 54,202              | 17,920               | 50,812               |                  |                    | (14,383)                   |
| 469   | M29192 TEST EXCAVATION: SITE 48CA5528<br>Welch    | (3)                       |                          | 619     |                       |                     |                      | 56                   | 560              |                    | 0                          |
|       | M29194 ANALYSIS OF THE MALLARD CYCLE<br>Ball      |                           |                          | 6,000   |                       | 4,042               | 1,824                | 131                  |                  |                    | 3                          |
|       | M29197 UPPER RATTLESNAKE TUBIFEX<br>Granath       |                           |                          | 3,000   |                       | 1,118               | 45                   | 505                  | 676              |                    | 656                        |
|       | M29198 FACTORS AFFECTING BREEDING<br>Lindberg     |                           |                          | 14,200  |                       | 11,726              | 1,761                | 673                  |                  |                    | 40                         |
|       | M29199 ANALYSIS OF HEAVEN'S GATE CULT<br>Balch    |                           |                          | 1,061   |                       | 446                 | 21                   |                      |                  |                    | 594                        |
|       | M29200 CALF MUSCLES OF OLDER WOMEN<br>Gajdosik    | 38                        |                          |         | (38)                  |                     |                      |                      |                  |                    | 0                          |
|       | M29201 LEWIS & CLARK MONUMENT ADVISOR<br>Welch    | (1,510)                   |                          | 1,406   |                       |                     |                      |                      | (104)            |                    | 0                          |
|       | M29202 GRADUATE CLINICAL EXTERNSHIP<br>Haddad     |                           |                          | 13,339  |                       | 13,860              | 34                   |                      | 1,112            |                    | (1,667)                    |
|       | M29203 SUN BEAR PROJECT<br>Servheen               |                           |                          | 5,000   |                       | 4,348               | 11                   |                      |                  |                    | 641                        |
|       | M29206 RELAPSE/RECOVERY PROCESS<br>Hufford        |                           |                          | 5,000   |                       | 4,618               | 12                   |                      | 370              |                    | 0                          |
|       | M29208 WARM SPRING RIVER TROUT<br>Allendorf       |                           |                          | 1,800   |                       | 1,640               | 170                  | 606                  | 483              |                    | (1,099)                    |
|       | M29211 WESTERN MT: MAP WOLF HABITAT<br>Redmond    |                           |                          | 1,000   |                       | 3,188               | 1,178                |                      |                  |                    | (3,366)                    |

# CURRENT RESTRICTED FUNDS

Combined Statement of Revenue, Expenditures and Changes in Fund Balance  
For Fiscal Year Ended June 30, 2000

## PRIVATE AGENCIES

| Index | Account Name<br>Project Director                    | Fund<br>Balance<br>7/1/99 | Prior<br>Year<br>Adjust. | Revenue | Transfers<br>In (Out) | Salaries<br>& Wages | Employee<br>Benefits | Operating<br>Expend. | Indirect<br>Cost | Capital<br>Expend. | Fund<br>Balance<br>6/30/00 |
|-------|---|---------------------------|--------------------------|---------|-----------------------|---------------------|----------------------|----------------------|------------------|--------------------|----------------------------|
|       | M29213 GRAD STUDENT FELLOW-SHUNICK<br>Elliott       |                           |                          | 18,000  |                       | 10,439              | 110                  | 7,109                |                  |                    | 342                        |
|       | M29216 TRANSCRIPTION-E.COLI MUTATIONS<br>Wright     |                           |                          | 28,361  |                       | 2,764               | 1,066                | 12,004               | 2,375            |                    | 10,152                     |
|       | M29219 DEVELOP AIDS VACCINES<br>Nunberg             |                           |                          | 100,000 |                       |                     |                      |                      |                  |                    | 100,000                    |
|       | M29220 TROUT ON BURNS PAIUTE LANDS<br>Allendorf     |                           |                          |         |                       |                     |                      | 4,031                | 1,632            |                    | (5,663)                    |
|       | M29221 DESIGN FOR DE NOVO PROTEINS<br>Rush          |                           |                          | 33,000  |                       | 6,637               | 1,045                | 2,335                |                  | 9,494              | 13,489                     |
|       | M29225 YAKIMA BASIN SIDE CHANNEL SURVEY<br>Stanford |                           |                          | 7,166   |                       | 8,018               | 1,931                | 3,739                | 5,544            |                    | (12,066)                   |
|       | M29226 SHOWSHOE HARE THINNING<br>Mills              |                           |                          | 15,884  |                       | 7,583               | 1,200                | 1,119                | 4,010            |                    | 1,972                      |
|       | M29229 UPPER WILLIAMSON RIVER TROUT<br>Allendorf    |                           |                          |         |                       | 365                 | 141                  | 73                   | 235              |                    | (814)                      |
|       | M29230 DETERMINATION FRESHWATER PH<br>DeGrandpre    |                           |                          | 7,000   |                       | 545                 | 44                   | 62                   |                  |                    | 6,349                      |
|       | M29233 SAGE GROUSE STUDY<br>Thomas                  |                           |                          |         |                       |                     |                      | 6,296                |                  |                    | (6,296)                    |
|       | M29234 MOUNTAIN BLUEBIRDS POPULATION<br>Lindberg    |                           |                          | 1,000   |                       |                     |                      | 1,624                |                  |                    | (624)                      |
|       | M29235 CUSTOMER CONSIDERATION INDEX<br>Polzin       |                           |                          |         |                       | 13,494              | 1,028                | 225                  | 5,897            |                    | (20,644)                   |
|       | M29236 LANDSCAPE AND DUCK PRODUCTION<br>Lindberg    |                           |                          | 4,981   |                       | 2,874               | 613                  |                      |                  |                    | 1,494                      |
|       | M29237 HAMMOND WESTERN HISTORY PROJ<br>Flores       |                           |                          |         |                       | 6,932               | 1,429                |                      |                  |                    | (8,361)                    |
|       | M29238 ECOLOGY OF AFRICAN WILD DOGS<br>Greene       |                           |                          | 2,000   |                       |                     |                      |                      |                  |                    | 2,000                      |
|       | M29239 WESTERN CHARTER PROJECT<br>Kemmis            |                           |                          | 150,000 |                       |                     |                      |                      |                  |                    | 150,000                    |
|       | M29240 BIOGEOGRAPHIC ALLOPATRY/PLANTS<br>Callaway   |                           |                          | 360,000 |                       | 4,815               | 765                  | 4,971                |                  |                    | 349,449                    |



## CURRENT RESTRICTED FUNDS

Combined Statement of Revenue, Expenditures and Changes in Fund Balance  
For Fiscal Year Ended June 30, 2000

### PRIVATE AGENCIES

| Index                 | Account Name<br>Project Director         | Fund<br>Balance<br>7/1/99 | Prior<br>Year<br>Adjust. | Revenue          | Transfers<br>In (Out) | Salaries<br>& Wages | Employee<br>Benefits | Operating<br>Expend. | Indirect<br>Cost | Capital<br>Expend. | Fund<br>Balance<br>6/30/00 |
|-----------------------|--|---------------------------|--------------------------|------------------|-----------------------|---------------------|----------------------|----------------------|------------------|--------------------|----------------------------|
| M29241                | PROGRAM INCOME - 329240<br>Callaway      |                           |                          | 4,189            |                       |                     |                      |                      |                  |                    | 4,189                      |
| M29242                | GRAD RESEARCH: OSBORNE<br>Card           |                           |                          |                  |                       | 1,100               | 3                    |                      |                  |                    | (1,103)                    |
| M29245                | AERO WEB SITE & LESSON PLAN<br>Churchill |                           |                          |                  |                       | 4,000               | 1,128                |                      | 1,025            |                    | (6,153)                    |
| M29247                | REDUCING WOLF CONFLICT<br>Pletscher      |                           |                          | 10,000           |                       |                     |                      |                      |                  |                    | 10,000                     |
| M29248                | MSAL AIR QUALITY RES ASSIST<br>Smith     |                           |                          |                  |                       |                     |                      | 2,500                |                  |                    | (2,500)                    |
| M29254                | PRESENTATION TECHNOLOGY<br>Churchill     |                           |                          |                  |                       | 21,647              | 5,672                | 596                  | 11,306           |                    | (39,221)                   |
| M29255                | DUPONST SCIENCE & ENGINEERING<br>Keily   |                           |                          | 15,000           |                       |                     |                      |                      |                  |                    | 15,000                     |
|                       | <b>Total Research</b>                    | <b>134,188</b>            | <b>(11,328)</b>          | <b>3,830,352</b> | <b>(2,169)</b>        | <b>1,416,933</b>    | <b>418,435</b>       | <b>912,306</b>       | <b>254,452</b>   | <b>62,294</b>      | <b>886,623</b>             |
| <b>PUBLIC SERVICE</b> |  |                           |                          |                  |                       |                     |                      |                      |                  |                    |                            |
| M29002                | SECONDARY CONDITION CONFERENC<br>Seekins | (8,132)                   |                          |                  |                       |                     |                      |                      |                  |                    | (8,132)                    |
| M29003                | SECONDARY CONDITION CONFERENC<br>Seekins | (2,229)                   |                          | 16,975           |                       |                     |                      | 6,121                | 490              |                    | 8,135                      |
| M29020                | MONTANA GEOGRAPHIC ALLIANCE<br>Gritzner  | 41,839                    |                          |                  |                       |                     |                      | 73,278               |                  |                    | (31,439)                   |
| M29022                | PHARMACY SVC /NURSING HOMES<br>Cochran   | (4,383)                   |                          | 29,970           |                       |                     |                      | 28,997               |                  |                    | (3,410)                    |
| M29024                | EDITORSHIP OF THE AUK<br>Martin          | (21,607)                  |                          | 78,390           |                       | 53,422              | 21,368               | 5,325                |                  |                    | (23,332)                   |
| M29036                | FY 99 RADIO COMMUNITY SERVICE<br>Conrad  | 11,980                    |                          |                  |                       | 6,562               | 3,126                |                      |                  |                    | 2,292                      |
| M29041                | GMF PROGRAM FUND<br>Marcus               | 102                       |                          |                  |                       |                     | 143                  | (41)                 |                  |                    | 0                          |
| M29050                | MSLA SYMPHONY DIRECTOR SALARY<br>Cook    | 15,487                    |                          | 16,000           |                       | 13,900              | 578                  |                      |                  |                    | 17,009                     |
| M29052                | RURAL COMMUNITY DIABETES CARE<br>Cochran | 4                         |                          |                  | (1)                   |                     |                      | 3                    |                  |                    | 0                          |

# CURRENT RESTRICTED FUNDS

Combined Statement of Revenue, Expenditures and Changes in Fund Balance  
For Fiscal Year Ended June 30, 2000

## PRIVATE AGENCIES

| Index | Account Name<br>Project Director                 | Fund<br>Balance<br>7/1/99 | Prior<br>Year<br>Adjust. | Revenue  | Transfers<br>In (Out) | Salaries<br>& Wages | Employee<br>Benefits | Operating<br>Expend. | Indirect<br>Cost | Capital<br>Expend. | Fund<br>Balance<br>6/30/00 |
|-------|--|---------------------------|--------------------------|----------|-----------------------|---------------------|----------------------|----------------------|------------------|--------------------|----------------------------|
|       | M29053 SCOTTISH RITE LANGUAGE CLINIC<br>Robson   | (4,949)                   |                          | 57,633   |                       | 45,747              |                      | 7,653                |                  |                    | (716)                      |
|       | M29075 MONTANA RURAL DEVELOPMENT<br>Vuckovich    | (5,491)                   |                          | 31,499   |                       | 20,154              | 8,104                |                      |                  |                    | (2,250)                    |
|       | M29076 AMERICAN INDIAN CHOICES<br>Fowler         | 63,983                    |                          |          |                       | 40,119              | 17,980               | 35,883               | 6,061            |                    | (36,060)                   |
|       | M29079 END-OF-LIFE CARE PROGRAM<br>Byock         | 22,975                    |                          | (24,697) |                       | 48                  |                      | (1,722)              |                  |                    | (48)                       |
|       | M29082 BUILD COMMUNITY: CAMPUS/LOCAL<br>Knee     | 3,050                     |                          |          |                       |                     |                      | 3,050                |                  |                    | 0                          |
|       | M29088 SOROS PROF-ENGL TEACHERS PROG<br>Hausmann | (504,234)                 |                          | 504,547  |                       |                     | 299                  | 2                    | 12               |                    | 0                          |
|       | M29122 STUDENT DOCUMENTARY UNIT<br>Knowles       | 3,494                     |                          |          |                       |                     |                      | 1,200                |                  |                    | 2,294                      |
|       | M29134 AAA EXEC DIR OPER BUDGET<br>Bilderback    | (13,307)                  |                          | 71,248   |                       | 61,463              | 16,552               | 3,097                |                  |                    | (23,171)                   |
|       | M29139 GENERAL OPER SUPPORT FOR CRMW<br>Kemmis   | 55,292                    |                          | 100,000  |                       | 46,977              | 20,184               | 28,471               | 9,563            |                    | 50,097                     |
|       | M29144 HEADWATERS: INTERNET NEWS SVC<br>Kemmis   | 71,782                    |                          |          |                       | 6,337               | 2,251                | 59,412               | 6,800            |                    | (3,018)                    |
|       | M29148 MISSOULA YOUTH DRUG COURT EVAL<br>Lerner  | 1,095                     |                          | 2,876    |                       | 3,427               | 44                   | 500                  |                  |                    | 0                          |
|       | M29154 END-OF-LIFE CARE PROGRAM<br>Byock         | 643,107                   | (10,705)                 | 265,204  |                       | 213,678             | 76,702               | 269,627              | 51,364           |                    | 286,235                    |
|       | M29166 JAPAN-USA COMPARATIVE STUDY<br>Burfeind   |                           |                          | 925      |                       |                     |                      | 925                  |                  |                    | 0                          |
|       | M29186 "IN PERFORMANCE II"<br>Marcus             |                           |                          | 4,800    |                       |                     |                      | 975                  |                  |                    | 3,825                      |
|       | M29188 "BACKROADS OF MT 1999-2000"<br>Marcus     |                           |                          | 4,150    |                       |                     |                      | 3,033                |                  |                    | 1,117                      |
|       | M29189 "SHADOWS-SUN RIVER VALLEY"<br>Marcus      |                           |                          | 6,000    |                       | 902                 | 220                  | 556                  |                  |                    | 4,322                      |
|       | M29191 END-OF-LIFE CARE EXCELLENCE<br>Byock      |                           |                          | 763,099  |                       | 1,603               | 424                  | 102,465              | 4,313            |                    | 654,294                    |
|       | M29196 SOROS SABBATICAL PROGRAM<br>Hausmann      | 979                       |                          |          |                       |                     |                      | 965                  |                  |                    | 14                         |

## CURRENT RESTRICTED FUNDS

Combined Statement of Revenue, Expenditures and Changes in Fund Balance  
For Fiscal Year Ended June 30, 2000

### PRIVATE AGENCIES

| Index                | Account Name<br>Project Director          | Fund<br>Balance<br>7/1/99 | Prior<br>Year<br>Adjust. | Revenue            | Transfers<br>In (Out) | Salaries<br>& Wages | Employee<br>Benefits | Operating<br>Expend. | Indirect<br>Cost | Capital<br>Expend. | Fund<br>Balance<br>6/30/00 |
|----------------------|---|---------------------------|--------------------------|--------------------|-----------------------|---------------------|----------------------|----------------------|------------------|--------------------|----------------------------|
| M29204               | MAGNIFY CIVIC VOICE/RESEARCH<br>Knee      |                           |                          | 2,463              |                       | 500                 | 210                  | 1,735                | 58               |                    | (40)                       |
| M29212               | FY 2000 RADIO COMMUNITY SERVICE<br>Conrad |                           |                          | 160,436            |                       |                     |                      | 153,459              |                  |                    | 6,977                      |
| M29215               | "AMERICA'S WARS IN ASIA" PROG<br>West     |                           |                          | 135,859            |                       | 30,125              | 10,317               | 32,265               | 7,271            |                    | 55,881                     |
| M29217               | MONTANA GEOGRAPHIC ALLIANCE<br>Gritzner   |                           |                          | 44,000             |                       |                     |                      |                      |                  |                    | 44,000                     |
| M29222               | CULINARY SKILLS WORKSHOP<br>DelGuerra     |                           |                          | 1,340              |                       |                     |                      | 1,340                |                  |                    | 0                          |
| M29232               | JOURNAL OF THE EARLY REPUBLIC<br>Jabour   |                           |                          | 1,000              |                       | 252                 | 1                    | 500                  |                  |                    | 247                        |
| M29244               | END-OF-LIFE CARE PROGRAM<br>Byock         |                           |                          | 755,475            |                       | 46,056              | 14,551               | 24,440               | 7,654            |                    | 662,774                    |
|                      | <b>Total Public Service</b>               | <b>370,837</b>            | <b>(10,705)</b>          | <b>3,029,192</b>   | <b>(1)</b>            | <b>591,272</b>      | <b>193,054</b>       | <b>843,514</b>       | <b>93,586</b>    |                    | <b>1,667,897</b>           |
| <b>MISCELLANEOUS</b> |   |                           |                          |                    |                       |                     |                      |                      |                  |                    |                            |
| M29897               | PRIVATE GAAP - INSTRUCTION<br>Weer        |                           |                          | (30,977)           |                       |                     | (17,334)             |                      | (13,643)         |                    | 0                          |
| M29898               | PRIVATE GAAP - RESEARCH<br>Weer           | 1,181,480                 |                          | (915,383)          |                       |                     | (127,613)            |                      | (254,452)        |                    | 648,162                    |
| M29899               | PRIVATE GAAP - PUBLIC SERVICE<br>Weer     |                           |                          | (157,135)          |                       |                     | (63,549)             |                      | (93,586)         |                    | 0                          |
|                      | <b>Total Miscellaneous</b>                | <b>1,181,480</b>          |                          | <b>(1,103,495)</b> |                       |                     | <b>(208,496)</b>     |                      | <b>(361,681)</b> |                    | <b>648,162</b>             |
|                      | <b>TOTAL PRIVATE AGENCIES</b>             | <b>\$1,774,851</b>        | <b>(\$21,773)</b>        | <b>\$6,220,726</b> | <b>(\$2,181)</b>      | <b>\$2,208,693</b>  | <b>\$450,016</b>     | <b>\$1,953,665</b>   | <b>\$0</b>       | <b>\$76,450</b>    | <b>\$3,282,799</b>         |

## CURRENT RESTRICTED FUNDS

Combined Statement of Revenue, Expenditures and Changes in Fund Balance  
For Fiscal Year Ended June 30, 2000

### RESTRICTED FUNDS ALLOCATIONS

| Index                | Account Name<br>Project Director            | Fund<br>Balance<br>7/1/99 | Prior<br>Year<br>Adjust. | Revenue         | Transfers<br>In (Out) | Salaries<br>& Wages | Employee<br>Benefits | Operating<br>Expend. | Capital<br>Expend. | Fund<br>Balance<br>6/30/00 |
|----------------------|---|---------------------------|--------------------------|-----------------|-----------------------|---------------------|----------------------|----------------------|--------------------|----------------------------|
| <b>RESEARCH</b>      |   |                           |                          |                 |                       |                     |                      |                      |                    |                            |
| M29904               | ATTITUDE MONITORING<br>Nickerson            | (\$1,386)                 | \$1,386                  | \$              | \$                    | \$                  | \$                   | \$                   | \$                 | \$0                        |
| M29905               | TOURISM INDICATORS/MONITORING<br>Nickerson  | (1,522)                   | 1,522                    |                 |                       |                     |                      |                      |                    | 0                          |
| M29906               | RESIDENT TRAVEL AND RECREATION<br>Nickerson | (24,000)                  | 24,000                   |                 |                       |                     |                      |                      |                    | 0                          |
| M29907               | COMMUNITY TOURISM ASSESSMENT<br>Nickerson   | (652)                     | 652                      |                 |                       |                     |                      |                      |                    | 0                          |
| M29908               | VIRGINIA/NEVADA CITY VIST EST<br>Nickerson  |                           |                          |                 | 18,204                | 3,016               | 232                  | 15,399               |                    | (443)                      |
| M29909               | TRAVEL OUTLOOK/ECON 2000<br>Nickerson       |                           |                          | 300             | 1,032                 |                     |                      | 1,232                |                    | 100                        |
| M29910               | FY 2000 CTAP<br>Nickerson                   |                           |                          |                 | 9,323                 |                     |                      | 8,692                |                    | 631                        |
| M29911               | MT ECON/SOCIAL/ENVIRON ISSUES<br>Nickerson  |                           |                          |                 | 8,105                 |                     |                      | 8,245                |                    | (140)                      |
| M29912               | LEWIS & CLARK VISITOR STUDY<br>Nickerson    |                           |                          |                 | 10,000                | 1,875               | 544                  | 32,852               |                    | (25,271)                   |
| M29986               | ADMINISTRATIVE FUNDING (C/S)<br>Hill        |                           |                          |                 | 36,546                | 12,706              | 3,872                | 14,888               |                    | 5,080                      |
| M29987               | NEW FACULTY SUPPORT-POSS<br>Hill            |                           |                          |                 | 17,693                |                     |                      |                      |                    | 17,693                     |
| M29995               | COST-SHARING: NSF #DBI-9978285<br>Hill      |                           |                          |                 | 19,841                |                     |                      | 3,761                | 2,194              | 13,886                     |
|                      | <b>Total Research</b>                       | <b>(27,560)</b>           | <b>27,560</b>            | <b>300</b>      | <b>120,744</b>        | <b>17,597</b>       | <b>4,648</b>         | <b>85,069</b>        | <b>2,194</b>       | <b>11,536</b>              |
| <b>MISCELLANEOUS</b> |   |                           |                          |                 |                       |                     |                      |                      |                    |                            |
| M29998               | ALLOCATIONS GAAP - RESEARCH<br>Weer         | 27,560                    |                          | 13,018          |                       |                     | (1,596)              |                      |                    | 42,174                     |
|                      | <b>Total Miscellaneous</b>                  | <b>27,560</b>             |                          | <b>13,018</b>   |                       |                     | <b>(1,596)</b>       |                      |                    | <b>42,174</b>              |
|                      | <b>TOTAL RESTRICTED ALLOCATIONS</b>         | <b>\$0</b>                | <b>\$27,560</b>          | <b>\$13,318</b> | <b>\$120,744</b>      | <b>\$17,597</b>     | <b>\$3,052</b>       | <b>\$85,069</b>      | <b>\$2,194</b>     | <b>\$53,710</b>            |



## CURRENT RESTRICTED FUNDS

Combined Statement of Revenue, Expenditures and Changes in Fund Balance  
For Fiscal Year Ended June 30, 2000

### SPONSORED PROJECTS SUMMARIZATION

| Entity #                      | Entity Name                          | Fund<br>Balance<br>7/1/99 | Prior<br>Year<br>Adjust. | Revenue             | Transfers<br>In (Out) | Salaries<br>& Wages | Employee<br>Benefits | Operating<br>Expend. | Capital<br>Expend. | Fund<br>Balance<br>6/30/00 |
|-------------------------------|--------------------------------------|---------------------------|--------------------------|---------------------|-----------------------|---------------------|----------------------|----------------------|--------------------|----------------------------|
| <b>FEDERAL FUNDS:</b>         |                                      |                           |                          |                     |                       |                     |                      |                      |                    |                            |
| 32160                         | HHS                                  | \$3,909                   | (\$29,189)               | \$2,921,048         | \$                    | \$1,447,558         | \$291,128            | \$1,050,385          | \$99,302           | \$7,395                    |
| 32161                         | USDA                                 | 55,097                    | (14,451)                 | 2,118,963           | (507)                 | 1,499,819           | 258,153              | 357,638              | 30,580             | 12,912                     |
| 32162                         | Defense                              | 3,924                     | (4,799)                  | 643,203             |                       | 380,541             | 72,069               | 189,126              | 592                | 0                          |
| 32163                         | USDI                                 | 14,032                    | (3,591)                  | 1,428,408           | 1,154                 | 833,013             | 145,367              | 424,809              |                    | 36,814                     |
| 32164                         | Energy                               | 42,698                    |                          | 268,466             | 43,455                | 62,017              | 9,453                | 291,433              |                    | (8,284)                    |
| 32165                         | NEA/NEH                              | 8,578                     |                          | 96,553              |                       | 59,824              | 13,727               | 23,033               |                    | 8,547                      |
| 32166                         | NSF                                  | 30,983                    | (6,788)                  | 2,148,594           | (7,959)               | 533,665             | 66,198               | 978,673              | 554,669            | 31,625                     |
| 32167                         | EPA                                  | 1,408                     |                          | 75,384              | (860)                 | 46,671              | 12,218               | 13,318               |                    | 3,725                      |
| 32168                         | Education                            | 10,683                    | (3,521)                  | 2,360,721           | (2,455)               | 1,258,746           | 304,211              | 794,652              |                    | 7,819                      |
| 32169                         | Misc. Federal                        | 82,307                    | (45,483)                 | 3,688,012           |                       | 1,478,802           | 283,209              | 1,469,725            | 477,951            | 15,149                     |
| 32170                         | Federal Subgrants                    | 138,648                   | (18,828)                 | 4,336,099           | 72,613                | 2,305,862           | 409,158              | 1,622,938            | 58,893             | 131,681                    |
|                               | <b>Total Federal Funds</b>           | <b>392,267</b>            | <b>(126,650)</b>         | <b>20,085,451</b>   | <b>105,441</b>        | <b>9,906,518</b>    | <b>1,864,891</b>     | <b>7,215,730</b>     | <b>1,221,987</b>   | <b>247,383</b>             |
| <b>STATE AND LOCAL FUNDS:</b> |                                      |                           |                          |                     |                       |                     |                      |                      |                    |                            |
| 32180                         | State Agencies                       | 332,289                   | (1,354)                  | 618,239             | (370)                 | 489,155             | 79,462               | 343,668              |                    | 36,519                     |
| 32185                         | Local Government Agencies            | 11,337                    |                          | 374,437             | 103,264               | 216,811             | 37,584               | 100,825              | 79,804             | 54,014                     |
| 32195                         | UM Restricted Allocations            | 0                         | 27,560                   | 13,318              | 120,744               | 17,597              | 3,052                | 85,069               | 2,194              | 53,710                     |
|                               | <b>Total State &amp; Local Funds</b> | <b>343,626</b>            | <b>26,206</b>            | <b>1,005,994</b>    | <b>223,638</b>        | <b>723,563</b>      | <b>120,098</b>       | <b>529,562</b>       | <b>81,998</b>      | <b>144,243</b>             |
| <b>PRIVATE FUNDS:</b>         |                                      |                           |                          |                     |                       |                     |                      |                      |                    |                            |
| 32190                         | Private Agencies                     | 1,774,851                 | (21,773)                 | 6,216,038           | (2,181)               | 2,208,693           | 450,016              | 1,953,665            | 76,450             | 3,278,111                  |
|                               | <b>Total Private Funds</b>           | <b>1,774,851</b>          | <b>(21,773)</b>          | <b>6,216,038</b>    | <b>(2,181)</b>        | <b>2,208,693</b>    | <b>450,016</b>       | <b>1,953,665</b>     | <b>76,450</b>      | <b>3,278,111</b>           |
|                               | <b>TOTAL SPONSORED PROJECTS</b>      | <b>\$2,510,744</b>        | <b>(\$122,217)</b>       | <b>\$27,307,483</b> | <b>\$326,898</b>      | <b>\$12,838,774</b> | <b>\$2,435,005</b>   | <b>\$9,698,957</b>   | <b>\$1,380,435</b> | <b>\$3,669,737</b>         |

## CURRENT RESTRICTED FUNDS

Combined Statement of Revenue, Expenditures and Changes in Fund Balance  
For Fiscal Year Ended June 30, 2000

### ENDOWED OPERATING ACCOUNTS

| Index #                             | Account Name                       | Fund<br>Balance<br>7/1/99 | Investment<br>Earnings | Other<br>Income | Salaries<br>& Wages | Employee<br>Benefits | Operating<br>Expend. | Capital<br>Expend. | Fund<br>Balance<br>6/30/00 |
|-------------------------------------|------------------------------------|---------------------------|------------------------|-----------------|---------------------|----------------------|----------------------|--------------------|----------------------------|
| MFR147                              | The Bandy Ranch                    | \$29,147.00               | \$30,772               | \$98,239        | \$49,965            | \$15,506             | \$60,268             | \$8,706            | \$23,713                   |
| MRM901                              | Center for the Rocky Mountain West | 60,705                    | 35,768                 | 118,511         | 89,636              | 9,891                | 49,718               |                    | 65,739                     |
| TOTAL ENDOWED<br>OPERATING ACCOUNTS |                                    | \$89,852                  | \$66,540               | \$216,750       | \$139,601           | \$25,397             | \$109,986            | \$8,706            | \$89,452                   |

283,290

# CURRENT RESTRICTED FUNDS

Combined Statement of Revenue, Expenditures and Changes in Fund Balance  
For Fiscal Year Ended June 30, 2000

## RESTRICTED GIFTS

| Index # | Account Name                    | Fund<br>Balance<br>7/1/99 | Prior<br>Year<br>Adjust. | Private<br>Grants | Investment<br>Earnings | Other<br>Income | Transfers<br>In (Out) | Salaries<br>& Wages | Employee<br>Benefits | Operating<br>Expend. | Capital<br>Expend. | Fund<br>Balance<br>6/30/00 |
|---------|---------------------------------|---------------------------|--------------------------|-------------------|------------------------|-----------------|-----------------------|---------------------|----------------------|----------------------|--------------------|----------------------------|
| MAF101  | VP Admin and Finance            | \$357                     |                          |                   | \$11                   |                 |                       |                     |                      |                      |                    | \$368                      |
| MAN101  | Anthropology                    | 932                       |                          | 2,110             | 44                     |                 |                       |                     |                      | 1,265                |                    | 1,821                      |
| MIA100  | Athletic Gifts/GAA              | (15,343)                  |                          | 177,611           |                        |                 |                       | 129,314             | 33,734               |                      |                    | (780)                      |
| MAS103  | College of Arts & Sciences      | 17,356                    |                          | 29,143            | 116                    | (247)           |                       | 10,180              | 1,030                | 33,806               |                    | 1,352                      |
| MBB101  | Bureau Business and Econ Re     | 5,335                     |                          |                   | 159                    |                 |                       |                     |                      |                      |                    | 5,494                      |
| MBI101  | Division of Biological Sciences | 8,446                     |                          | 13,020            | 283                    | 3,000           |                       | 2,600               | 382                  | 9,739                |                    | 12,028                     |
| MBU101  | Business Administration         | 13,959                    | (17,252)                 | 157,253           |                        |                 |                       | 81,449              | 5,648                | 152,697              |                    | (85,834)                   |
| MCE105  | Continuing Ed & Summer Prog     | 583                       |                          |                   | 8                      |                 |                       |                     |                      | 400                  |                    | 191                        |
| MCH116  | Chemistry                       | 34,931                    |                          | 57,122            | 576                    | 600             |                       | 47,274              | 2,069                | 22,847               |                    | 21,039                     |
| MCM101  | Communication Studies           | 9                         |                          |                   |                        |                 |                       |                     |                      | 64                   |                    | (55)                       |
| MCS101  | Computer Science                | 3,727                     |                          | 3,422             | 17                     | 437             |                       |                     |                      | 6,720                |                    | 883                        |
| MEC101  | Economics                       | 2,193                     |                          |                   | 6                      |                 |                       | (20)                |                      | 1,897                |                    | 322                        |
| MED102  | Education                       | 21                        |                          | 1,600             | 21                     |                 |                       |                     |                      | 539                  |                    | 1,103                      |
| MES101  | Environmental Studies           | 4,283                     |                          | 6,385             | 10                     |                 |                       | 3,169               | 258                  | 6,978                | 434                | (161)                      |
| MFA102  | Fine Arts                       | 287                       | (26)                     | 11,250            |                        | 2,635           |                       | 13,022              | 1,920                | 9,921                |                    | (10,717)                   |
| MFA110  | Fine Arts/Drama Gifts           | 1,482                     |                          |                   | 44                     |                 |                       |                     |                      |                      |                    | 1,526                      |
| MFA114  | Fine Arts/Music Gifts           | 4,574                     |                          | 50,446            | 22                     |                 |                       | 14,999              | 1,550                | 45,904               |                    | (7,411)                    |
| MFH101  | Biological Station              | 1,177                     |                          |                   | 35                     |                 |                       |                     |                      |                      |                    | 1,212                      |
| MFI242  | Scholarship Administrative Exp  | 2,716                     |                          | 1,500             | 116                    |                 |                       |                     |                      | 516                  |                    | 3,816                      |
| MFL101  | Foreign Language                | 257                       |                          | 8,480             | 5                      |                 |                       |                     |                      | 8,484                |                    | 258                        |
| MFR149  | Forestry Gift Account           | 8,114                     | (613)                    | 310,451           | 176                    |                 |                       | 210,921             | 35,903               | 62,075               |                    | 9,229                      |
| MGL101  | Geology / Paleontological Gifts | 6,331                     |                          | 258               | 171                    |                 |                       |                     |                      | 956                  |                    | 5,804                      |
| MHC101  | Honors College                  | 13,096                    |                          | 34,986            | 122                    |                 | 1,000                 | 26,622              | 4,397                | 11,761               |                    | 6,424                      |
| MHH101  | HHP Gifts                       | 927                       |                          |                   | 13                     |                 |                       |                     |                      | 493                  |                    | 447                        |
| MHI102  | History                         | 1,658                     |                          | 8,679             | 107                    |                 |                       | 4,599               | 111                  | 1,612                |                    | 4,122                      |
| MHS101  | Health Service Gifts            | 842                       |                          |                   | 25                     |                 |                       |                     |                      |                      |                    | 867                        |
| MIT101  | Radio-Television/KUFM           | 351,121                   | (29,125)                 | 264,007           | 5,124.00               |                 |                       | 185,836             | 52,295               | 215,220              | 3,208              | 134,568                    |
| MJN102  | Journalism Gifts                | 57,230                    | (5,176)                  | 91,209            | 2,242                  |                 | (3,882)               | 53,601              | 8,800                | 5,996                | 69                 | 73,157                     |
| MJN103  | Radio-Television                | 458                       |                          |                   |                        |                 |                       |                     |                      |                      |                    | 458                        |
| MLA101  | Law Dean's Discretionary        | 19,920                    | (800)                    | 72,949            | 73                     | 67              |                       | 61,240              | 15,438               | 12,333               | 215                | 2,983                      |
| MLA176  | Law Library                     | 36,208                    |                          | 3,161             | 1,122                  |                 |                       |                     |                      | 150                  | 964                | 39,377                     |
| MLS101  | Liberal Arts                    | 1,037                     |                          | 407               |                        |                 |                       | 241                 | 2                    | 2,206                |                    | (1,005)                    |

# CURRENT RESTRICTED FUNDS

Combined Statement of Revenue, Expenditures and Changes in Fund Balance  
For Fiscal Year Ended June 30, 2000

## RESTRICTED GIFTS

| Index # | Account Name                          | Fund<br>Balance<br>7/1/99 | Prior<br>Year<br>Adjust. | Private<br>Grants | Investment<br>Earnings | Other<br>Income | Transfers<br>In (Out) | Salaries<br>& Wages | Employee<br>Benefits | Operating<br>Expend. | Capital<br>Expend. | Fund<br>Balance<br>6/30/00 |
|---------|---------------------------------------|---------------------------|--------------------------|-------------------|------------------------|-----------------|-----------------------|---------------------|----------------------|----------------------|--------------------|----------------------------|
|         | MMA101 Mathematics                    | 2,807                     |                          | 6,929             | 129                    | 100             |                       | 624                 | 5                    | 4,875                |                    | 4,461                      |
|         | MML103 Library Services               | 331                       | 25                       | 57,479            | 88                     | 1,829           |                       |                     |                      | 56,959               | 356                | 2,437                      |
|         | MNA101 Native American Studies        | 339                       |                          |                   |                        |                 |                       |                     |                      | 4,934                |                    | (4,595)                    |
|         | MPC101 Political Science              | 183                       |                          | 300               | 9                      |                 |                       |                     |                      | 2                    |                    | 490                        |
|         | MPH102 Pharmacy                       | 21                        | (131)                    | 129               |                        |                 |                       |                     |                      | 153                  |                    | (134)                      |
|         | MPL100 Philosophy                     | 925                       |                          | 5,823             | 31                     |                 |                       | 205                 | 28                   | 5,066                |                    | 1,480                      |
|         | MPR100 Fitz Estate/President's Gift   | 3,769                     |                          | 18,555            | 4,666                  | 200             |                       | 17,790              | 20                   | 3,850                |                    | 5,530                      |
|         | MPS101 Psychology                     | 1,030                     |                          | 4,138             | 1                      |                 |                       |                     |                      | 5,101                |                    | 68                         |
|         | MRA102 Research Administration        | 2,700                     |                          | 1,000             | 472                    |                 |                       |                     |                      | 501                  |                    | 3,671                      |
|         | MRA902 Wildlife Research Unit         | 1,491                     |                          |                   | 29                     |                 |                       | 530                 | 79                   |                      |                    | 911                        |
|         | MSA102 Career Services Gift           | 2,793                     |                          | 7,000             | 84                     |                 |                       |                     |                      | 6,981                |                    | 2,896                      |
|         | MSC101 Sociology                      | 1,200                     |                          | 2,319             | 11                     |                 |                       |                     |                      | 3,728                |                    | (198)                      |
|         | MSW201 Social Work                    | 12,131                    |                          | 828               | 245                    | 4,795           | (200)                 | 231                 | 35                   | 9,479                |                    | 8,054                      |
|         | MWS101 Women's Studies Gifts          | 6,675                     |                          | 4,197             | 44                     |                 |                       | 6,071               | 1,591                | 4,366                |                    | (1,112)                    |
|         | MAS101 Summer Science Institute Gift  | 69                        |                          |                   | 2                      |                 |                       |                     |                      |                      |                    | 71                         |
|         | MAS102 Karashima Endowment            | 101                       |                          | 50,000            |                        |                 |                       | 54,260              | 10,714               | 2,198                |                    | (17,071)                   |
|         | MBI102 Stella Duncan Mem Res Ins      | 515                       |                          |                   | 9                      |                 |                       |                     |                      | 259                  |                    | 265                        |
|         | MCH102 Frieshiemer Endowment/Chem     | 51,000                    |                          | 4,992             | 1,146                  |                 | 453                   |                     |                      | 18,047               | 3,639              | 35,905                     |
|         | MCH103 Schwan's Sales Enterprise      | 20,472                    |                          | 1,680             | 644                    |                 |                       |                     |                      |                      |                    | 22,796                     |
|         | MCM102 Dousman, Ila B. Trust          | 1,911                     |                          |                   | 57                     |                 |                       |                     |                      |                      |                    | 1,968                      |
|         | MCP101 Drug Education & Enforcemen    | 1,022                     |                          |                   | 31                     |                 |                       |                     |                      |                      |                    | 1,053                      |
|         | MED103 Early Childhood Center Gifts   | 1,007                     |                          |                   |                        |                 |                       | 5,878               | 1,371                | 8                    |                    | (6,250)                    |
|         | MED104 Education/DERS                 | 455                       |                          |                   | 14                     |                 |                       |                     |                      |                      |                    | 469                        |
|         | MEN101 English/Leslie Wilson          | 23,934                    | (195)                    | 19,410            | 611                    |                 |                       | 4,892               | 510                  | 20,615               |                    | 17,743                     |
|         | MES108 Watershed Health Clinic - Gift |                           |                          | 1,700             |                        | 1,146           |                       | 1,724               | 149                  | 591                  |                    | 382                        |
|         | MFA115 Music/Leslie Wilson            | 2,935                     |                          |                   | 88                     |                 |                       |                     |                      |                      |                    | 3,023                      |
|         | MFH102 Bierman Professorship          | 93                        |                          | 19,978            | 100                    |                 |                       | 17,280              | 2,259                |                      |                    | 632                        |
|         | MFR148 Forestry/Leslie Wilson         | 3,331                     |                          | 1,620             | 695                    |                 |                       |                     |                      |                      |                    | 5,646                      |
|         | MGL103 Carl Huie Memorial             | 5,421                     |                          | 2,463             | 226                    |                 |                       |                     |                      | 478                  |                    | 7,632                      |
|         | MHC105 Volunteer Action Serv - Gift   |                           |                          |                   |                        |                 |                       | 218                 | 2                    |                      |                    | (220)                      |
|         | MHI101 Carter Rogers Montgomery       | 828                       |                          |                   | 14                     |                 |                       | 520                 | 1                    | 29                   |                    | 292                        |
|         | MHR101 T and D Program                | 55                        |                          |                   | 2                      |                 |                       |                     |                      |                      |                    | 57                         |



# CURRENT RESTRICTED FUNDS

Combined Statement of Revenue, Expenditures and Changes in Fund Balance  
For Fiscal Year Ended June 30, 2000

## RESTRICTED GIFTS

| Index #                | Account Name                 | Fund<br>Balance<br>7/1/99 | Prior<br>Year<br>Adjust. | Private<br>Grants | Investment<br>Earnings | Other<br>Income | Transfers<br>In (Out) | Salaries<br>& Wages | Employee<br>Benefits | Operating<br>Expend. | Capital<br>Expend. | Fund<br>Balance<br>6/30/00 |
|------------------------|------------------------------|---------------------------|--------------------------|-------------------|------------------------|-----------------|-----------------------|---------------------|----------------------|----------------------|--------------------|----------------------------|
| MIT102                 | GFPRA-KGPR-Donations         | 55,728                    |                          | 31,573            | 909                    |                 |                       |                     |                      | 57,329               |                    | 30,881                     |
| MIT103                 | KUFM - TV                    | 83,675                    | (1,690)                  | 28,466            | 1,593                  | 60,931          | (10,000)              | 18,307              | 5,803                | 74,383               |                    | 64,482                     |
| MIT104                 | KUFM Gifts II                |                           |                          | 261,819           |                        | 1,110           |                       |                     |                      | 81                   |                    | 262,848                    |
| MJN101                 | Dean Stone Night Lect Fund   | 25                        |                          | 65                |                        |                 |                       | 8,611               | 644                  | 3,257                |                    | (12,422)                   |
| MLA103                 | Law/Cowley Endowment         | 7,196                     |                          | 7,603             | 157                    |                 |                       |                     |                      | 8,142                |                    | 6,814                      |
| MLA104                 | Law/J. W. Blankenbaker       | 6,445                     |                          | 2,000             | 151                    |                 |                       |                     |                      | 3,392                |                    | 5,204                      |
| MLA105                 | Drexl Burnhm Sec Inv Sympos  | 6,120                     |                          |                   | 100                    |                 |                       | 2,780               | 7                    |                      |                    | 3,433                      |
| MLA106                 | John P. Archer Memorial Fund | 79                        |                          | 650               | 8                      |                 |                       |                     |                      | 1,450                |                    | (713)                      |
| MLA970                 | Dixon Endowment/Law Schoo    | 21,943                    |                          |                   | 4,628                  |                 |                       |                     |                      | 16                   |                    | 26,555                     |
| MLA971                 | Murphy Endowment/Law Scho    | 81,425                    |                          | 500               | 62,084                 | 90              |                       |                     |                      | 62,493               | 6,885              | 74,721                     |
| MML102                 | Indigenous Peoples Study     | 1,368                     |                          |                   | 27                     |                 |                       |                     |                      |                      | 614                | 781                        |
| MML104                 | Library/Acquisitions         | 1,245                     |                          | 4,230             | 1                      |                 |                       |                     |                      | 4                    | 5,414              | 58                         |
| MML105                 | Ulvestad Trust/Income        | 2,636                     |                          |                   | 2,853                  |                 |                       |                     |                      | 16                   |                    | 5,473                      |
| MML907                 | Phillips Endowment/Library   | 7,055                     |                          |                   | 920                    |                 |                       |                     |                      |                      | 16                 | 7,959                      |
| MML908                 | Ryman Endowment/Library      | 12,634                    |                          |                   | 866                    |                 |                       |                     |                      |                      |                    | 13,500                     |
| MPC102                 | Lewis Stan Poli Sci Fund     | 787                       |                          |                   | 23                     |                 |                       |                     |                      |                      |                    | 810                        |
| MPH101                 | Frieshiemer Endowment/Pharm  | 20,146                    |                          | 4,992             | 690                    |                 |                       |                     |                      | 3,117                |                    | 22,711                     |
| MPR104                 | Centennial Coordinator       | 453                       |                          | 2,017             | 44                     | 1,860           |                       | 1,425               | 47                   | 616                  |                    | 2,286                      |
| MRA101                 | Inventor Support/Dis. Pro.   | 851                       |                          |                   | 25                     |                 |                       |                     |                      |                      |                    | 876                        |
| MRA103                 | Patent Development/Research  | 1,607                     |                          |                   | 48                     |                 |                       |                     |                      |                      |                    | 1,655                      |
| MRA104                 | Wood Chem/Hoerner Waldorf    | 35,755                    |                          |                   | 756                    | 11,100          |                       | 6,280               | 512                  | 1,062                |                    | 39,757                     |
| MRA901                 | IAR Waterfowl Gift Account   | 221                       |                          |                   | 1                      |                 |                       |                     |                      | 175                  |                    | 47                         |
| MRA903                 | Wildlife Research Unit       | 6,846                     |                          |                   | 52                     | 2,500           |                       | 6,400               | 522                  | 1,018                |                    | 1,458                      |
| MRM101                 | History Gift-Rocky MT West   | 345                       |                          |                   | 10                     |                 |                       |                     |                      |                      |                    | 355                        |
| MSA101                 | Enrichment Prog Foreign Std  | 73                        |                          |                   | 1                      |                 |                       |                     |                      | 1                    |                    | 73                         |
| MSC102                 | Fligelman Gift Account       | 1,119                     |                          |                   | 163                    |                 |                       |                     |                      | 88                   |                    | 1,194                      |
| TOTAL RESTRICTED GIFTS |                              | \$ 1,089,545              | \$ (54,983)              | \$ 1,859,904      | \$ 96,206              | \$ 92,153       | \$ (12,629)           | \$ 999,073          | \$ 187,836           | 979,439              | \$ 21,814          | \$ 882,034                 |

## CURRENT RESTRICTED FUNDS

Combined Statement of Revenue, Expenditures and Changes in Fund Balance  
For Fiscal Year Ended June 30, 2000

### UM SCHOLARSHIPS & FELLOWSHIPS

| Index # | Account Name                        | Fund<br>Balance<br>7/1/99 | Prior<br>Year<br>Adjust. | Investment<br>Earnings | Private<br>Grants | Other<br>Income | Allocations | Student<br>Awards | Other<br>Expenses | Transfers<br>In (Out) | Fund<br>Balance<br>6/30/00 |
|---------|-------------------------------------|---------------------------|--------------------------|------------------------|-------------------|-----------------|-------------|-------------------|-------------------|-----------------------|----------------------------|
| MCM103  | Aber, William                       | \$2,127.00                |                          | \$185.00               |                   |                 |             |                   |                   |                       | \$2,312.00                 |
| MJN104  | Anderson, Don                       | 2,225                     |                          | 1,475                  |                   |                 |             | 1,400             |                   |                       | 2,300                      |
| MLA113  | Anderson, James R                   | 23,524                    |                          | 1,341                  | 40                |                 |             | 1,500             |                   |                       | 23,405                     |
| MFA139  | Andrie, Eugene String Scholarship   | 4,848                     |                          | 289                    | 40                | 300             |             | 225               |                   |                       | 5,252                      |
| MBU102  | Assoc of Government Accountants     | 9                         | (165)                    | 10                     | 500               |                 |             |                   | (165)             |                       | 519                        |
| MBU123  | Bailly, Charles & Co                | 92                        |                          | 6                      | 200               |                 |             | 200               |                   |                       | 98                         |
| MLA107  | Baldwin, Charles S.                 | 1,055                     |                          | 117                    |                   |                 |             |                   |                   |                       | 1,172                      |
| MFR101  | Barron, Gloria Wilderness Society   |                           |                          |                        |                   |                 |             |                   | 2,637             |                       | (2,637)                    |
| MPC103  | Bennett, Philo S.                   | 5,396                     |                          | 360                    |                   |                 |             | 500               |                   |                       | 5,256                      |
| MBU104  | Beta Alpha Psi                      | 10                        |                          | 1                      |                   |                 |             |                   |                   |                       | 11                         |
| MEN102  | Bill Cody Scholarship               | 890                       |                          | 54                     |                   |                 |             |                   |                   |                       | 944                        |
| MFR102  | Blackfoot Book Award                | 12,182                    |                          | 666                    |                   | 1,500           |             | 1,700             |                   |                       | 12,648                     |
| MFA116  | Belgen Memorial Scholarship         | 12,416                    |                          | 724                    |                   |                 |             | 500               |                   |                       | 12,640                     |
| MBU105  | Blomgren, Dr. Paul B. Dean Emeritus | (1,000)                   |                          |                        |                   |                 |             |                   |                   |                       | (1,000)                    |
| MFI103  | Bonner, E. L.                       | 1,486                     |                          | 440                    |                   |                 |             |                   |                   |                       | 1,926                      |
| MFR122  | Buckhahn, R. A. Memorial            | 332                       |                          | 205                    |                   |                 |             | 150               |                   |                       | 387                        |
| MJN105  | Bue, Olaf G. Memorial               | 114                       |                          | 69                     |                   |                 |             | 100               |                   |                       | 83                         |
| MPH103  | Burroughs Wellcome Co               | 49                        |                          | 1                      |                   |                 |             |                   |                   |                       | 50                         |
| MBU106  | Bus. Admin. Faculty Scholarship     | 989                       |                          | 30                     |                   |                 |             | 500               |                   |                       | 519                        |
| MHC102  | Buttrey, Jane                       | 2                         |                          | 38                     | 15,320            |                 |             | 15,320            |                   |                       | 40                         |
| MFI129  | COT Food Services of America        | 8                         |                          |                        |                   |                 |             |                   |                   |                       | 8                          |
| MFI128  | COT Inst. Mgmt Account              | 2                         |                          |                        |                   |                 |             |                   |                   |                       | 2                          |
| MCH104  | Cahill, William P. Memorial         |                           |                          |                        | 350               |                 |             | 350               |                   |                       | 0                          |
| MBU151  | Callahan, Mark Memorial             | 344                       |                          | 82                     |                   |                 |             |                   |                   |                       | 426                        |
| MJN106  | Chaffin, Glen Memorial              | 188                       |                          | 64                     |                   |                 |             |                   |                   |                       | 252                        |
| MFR108  | Champion International/Forestry     | 9                         |                          | 1                      |                   |                 |             |                   |                   |                       | 10                         |
| MCH112  | Chemistry Faculty                   | 3,342                     |                          | 200                    |                   |                 |             | 150               |                   |                       | 3,392                      |
| MSA105  | Chinese Student Association         | 746                       |                          | 45                     |                   |                 |             |                   |                   |                       | 791                        |
| MFR103  | Clark, E. F.                        | 162                       |                          | 112                    |                   |                 |             |                   | 200               |                       | 74                         |
| MIP101  | Class of 1904                       | 364                       |                          | 65                     |                   |                 |             |                   |                   |                       | 429                        |
| MNA102  | Clayborn, Elaine Memorial           | 1,089                     |                          | 66                     |                   |                 |             |                   |                   |                       | 1,155                      |
| MFI126  | COT Earl's Distr Culin Scholarship  | 2                         |                          |                        |                   |                 |             |                   |                   |                       | 2                          |
| MFI124  | COT Lula Clay Endowment Fund        | 995                       |                          | 651                    |                   |                 |             | 600               |                   |                       | 1,046                      |
| MFI123  | COT Memorial Scholarships           | 628                       |                          | 346                    |                   |                 |             |                   |                   |                       | 974                        |

## CURRENT RESTRICTED FUNDS

Combined Statement of Revenue, Expenditures and Changes in Fund Balance  
For Fiscal Year Ended June 30, 2000

### UM SCHOLARSHIPS & FELLOWSHIPS

| Index # | Account Name                        | Fund<br>Balance<br>7/1/99 | Prior<br>Year<br>Adjust. | Investment<br>Earnings | Private<br>Grants | Other<br>Income | Allocations | Student<br>Awards | Other<br>Expenses | Transfers<br>In (Out) | Fund<br>Balance<br>6/30/00 |
|---------|-------------------------------------|---------------------------|--------------------------|------------------------|-------------------|-----------------|-------------|-------------------|-------------------|-----------------------|----------------------------|
| MFI101  | COT Outside Donor Scholarships      |                           |                          | 5                      | 5,375             | 3,000           |             |                   | 8,125             |                       | 255                        |
| MFI153  | Crane Fund Widows & Children        | 1,500                     |                          | 30                     |                   |                 |             | 1,000             |                   |                       | 530                        |
| MJN107  | Craney, Connie                      | 2,873                     |                          | 79                     | 3,000             |                 |             | 2,500             |                   |                       | 3,452                      |
| MJN108  | Dean Stone                          | 11                        |                          | 1                      |                   |                 |             |                   |                   |                       | 12                         |
| MBU108  | Dean's Scholarship                  | (1,000)                   |                          |                        |                   |                 |             |                   |                   |                       | (1,000)                    |
| MFA118  | Dundas, Doris Memorial Scholarship  | 1,470                     |                          | 86                     |                   |                 |             | 55                |                   |                       | 1,501                      |
| MIP102  | Duniway Book Award                  | 126                       |                          | 29                     |                   |                 |             |                   |                   |                       | 155                        |
| MED107  | Emma Hawk Briscoe Leadership        | 217                       |                          | 110                    |                   |                 |             | 24                | 137               |                       | 166                        |
| MFI119  | FAO Miscellaneous Memorials         | 6,240                     |                          | 442                    | 1,000             | 35,820          |             |                   | 30,573            |                       | 12,929                     |
| MFI109  | Farmers Insurance Group             | 4,404                     |                          | 254                    | 990               |                 |             | 1,220             |                   |                       | 4,428                      |
| MCH117  | Fesseden, Ralph J Award             | 2,300                     |                          |                        |                   |                 |             | 100               |                   |                       | 2,200                      |
| MLA112  | Fitz, Virginia M.                   | 8,521                     |                          | 2,012                  |                   |                 |             | 1,000             |                   |                       | 9,533                      |
| MLI101  | Franklin Computer Corp              | 2,127                     |                          | 127                    |                   |                 |             | 100               |                   |                       | 2,154                      |
| MFI125  | Gallagher, W.A.                     | 1,279                     |                          | 2,738                  |                   |                 |             |                   |                   |                       | 4,017                      |
| MBU153  | Galusha, Higgins and Galusha        | (1,984)                   |                          |                        |                   |                 |             | 1,000             |                   |                       | (2,984)                    |
| MFI254  | Gear Up Scholarship                 |                           |                          |                        | 26,759            |                 |             | 26,059            |                   |                       | 700                        |
| MBI108  | Gebhart, Dr. J. W.                  | 478                       |                          | 59                     |                   |                 |             |                   |                   |                       | 537                        |
| MGL104  | Geology Scholarships                | 12,724                    |                          | 1,022                  | 16,657            |                 |             | 3,400             | 200               |                       | 26,803                     |
| MIP103  | Graduate Scholarship                | 33                        |                          | 2                      |                   |                 |             |                   |                   |                       | 35                         |
| MFR132  | Greene, Chris                       | 358                       |                          | 172                    |                   |                 |             | 150               |                   |                       | 380                        |
| MLA115  | Groene, John S. Memorial Scholarsh  | 3,619                     |                          | 468                    |                   |                 |             | 300               |                   |                       | 3,787                      |
| MBU113  | Hamilton Misfeldt and Company       | (574)                     |                          |                        | 1,000             |                 |             | 1,000             |                   |                       | (574)                      |
| MMA104  | Hashisaki, Joe Memorial             | 2,386                     |                          | 1,089                  | 2,170             |                 |             | 1,750             |                   | (2,170)               | 1,725                      |
| MBU114  | Helbing, A. T. Memorial Scholarship | 1,185                     |                          | 232                    |                   |                 |             |                   |                   |                       | 1,417                      |
| MSW102  | Hellgate Post #27, Am Legion        | 1,493                     |                          | 91                     |                   |                 |             |                   |                   |                       | 1,584                      |
| MCH113  | Hetler Scholarship                  | 1,872                     |                          | 110                    |                   |                 |             | 200               |                   |                       | 1,782                      |
| MFR106  | Hileman, Sparky                     | 302                       |                          | 80                     |                   |                 |             |                   |                   |                       | 382                        |
| MFA119  | Inch, Dr. Herbert                   | 152                       |                          | 769                    |                   |                 |             | 825               |                   |                       | 96                         |
| MBU133  | Inst of Management Accountants      | 22                        |                          | 1                      | 1,250             |                 |             | 1,250             |                   |                       | 23                         |
| MBU118  | Insurance Women of Missoula         | 11                        |                          | 1                      | 250               |                 |             | 250               |                   |                       | 12                         |
| MFI122  | Jim Clutis Scholarship              | 304                       |                          | 181                    |                   |                 |             |                   |                   |                       | 485                        |
| MFA120  | Johnson, Tom                        | 2,083                     |                          | 126                    | 200               |                 |             | 75                |                   |                       | 2,334                      |
| MJN109  | Journalism Miscellaneous            |                           |                          |                        | 2,650             |                 |             | 6,600             |                   |                       | (3,950)                    |
| MBI105  | Kellogg, W. K. Med Tech Scholarship | 9,097                     |                          | 534                    |                   |                 |             | 300               |                   |                       | 9,331                      |
| MFR134  | Kennedy, B. Memorial                | 351                       |                          | 174                    | 40                |                 |             | 150               |                   |                       | 415                        |

## CURRENT RESTRICTED FUNDS

Combined Statement of Revenue, Expenditures and Changes in Fund Balance  
For Fiscal Year Ended June 30, 2000

### UM SCHOLARSHIPS & FELLOWSHIPS

4.82

| Index # | Account Name                       | Fund<br>Balance<br>7/1/99 | Prior<br>Year<br>Adjust. | Investment<br>Earnings | Private<br>Grants | Other<br>Income | Allocations | Student<br>Awards | Other<br>Expenses | Transfers<br>In (Out) | Fund<br>Balance<br>6/30/00 |
|---------|------------------------------------|---------------------------|--------------------------|------------------------|-------------------|-----------------|-------------|-------------------|-------------------|-----------------------|----------------------------|
| MFA121  | Kenneth McBroom Memorial Scholar   | 5,085                     |                          | 305                    | 225               |                 |             | 200               |                   |                       | 5,415                      |
| MPH104  | K-Mart Foundation                  | 476                       | (131)                    | 29                     |                   |                 |             |                   | (131)             |                       | 505                        |
| MFR110  | Kohner, W. G.                      | 671                       |                          | 424                    |                   |                 |             | 200               |                   |                       | 895                        |
| MBU137  | KPMG Peat Marwick                  | 1,513                     |                          | 34                     | 1,400             |                 |             | 1,400             |                   |                       | 1,547                      |
| MBU120  | Lagerlef, Anne Kathren             | 147                       |                          | 9                      |                   |                 |             |                   |                   |                       | 156                        |
| MJN114  | Lanstrum, Blanche/Dean Stone       | 230                       |                          | 151                    |                   |                 |             | 150               |                   |                       | 231                        |
| MLA120  | Law School Scholarships            | 12,088                    |                          | 406                    | 14,807            |                 |             | 17,861            |                   |                       | 9,440                      |
| MNA103  | Law, Peter Jonathan Memorial       | 792                       |                          | 75                     |                   |                 |             |                   |                   |                       | 867                        |
| MMA106  | Lennes Mathematics Scholarship     | 3,706                     |                          | 364                    |                   |                 |             | 125               |                   |                       | 3,945                      |
| MFA122  | Lester, John Scholarship           | 4,590                     |                          | 268                    |                   |                 |             | 180               |                   |                       | 4,678                      |
| MFA123  | Lewis, George and Jeanne           | 4,404                     |                          | 257                    |                   |                 |             | 175               |                   |                       | 4,486                      |
| MEN103  | Lewis, Joyce Anne                  | 1,426                     |                          | 100                    |                   |                 |             |                   |                   |                       | 1,526                      |
| MBU121  | MacDonald, Scott Memorial          | 86                        |                          | 5                      | 1,000             |                 |             | 1,000             |                   |                       | 91                         |
| MFA124  | Maury, Lowndes Scholarship         | 6,314                     |                          | 369                    |                   |                 |             | 250               |                   |                       | 6,433                      |
| MFI102  | Misc Donor Scholarships            | 8,880                     |                          |                        | 2,000             | 280,016         |             | 296,206           |                   |                       | (5,310)                    |
| MJN134  | Missoula Advertising and Marketing | (447)                     |                          |                        |                   |                 |             |                   |                   |                       | (447)                      |
| MFA125  | Missoula Music Teachers - Piano    | 2,647                     |                          |                        | 161               |                 |             |                   |                   |                       | 2,808                      |
| MBU126  | Montana Bankers Association        | 3,575                     |                          | 110                    | 1,500             |                 |             | 2,250             |                   |                       | 2,935                      |
| MFI121  | Montana Cable TV                   | 7                         |                          |                        | 250               |                 |             | 500               |                   |                       | (243)                      |
| MBU127  | Montana CPA Society                | 71                        |                          | 7                      | 1,000             |                 |             | 700               |                   |                       | 378                        |
| MBU125  | Msla CPA Society                   | 12                        |                          | 16                     | 750               |                 |             | 500               |                   |                       | 278                        |
| MPH107  | MT State Pharmaceutical Assoc      | 412                       |                          | 25                     | 2,500             |                 |             | 2,500             |                   |                       | 437                        |
| MFA127  | Music School Scholarship           | 22,222                    |                          | 1,021                  | 2,883             | 2,500           |             | 7,075             |                   |                       | 21,551                     |
| MCM104  | Norvelle Lee Speech Scholarship    | 6,633                     |                          | 669                    |                   |                 |             |                   |                   |                       | 7,302                      |
| MFR114  | O'Neill, Robert Memorial Business  | 393                       |                          | 24                     |                   |                 |             |                   |                   |                       | 417                        |
| MLA127  | O'Rourke, Arthur W.                | 851                       |                          | 105                    |                   |                 |             |                   |                   |                       | 956                        |
| MLA128  | Outstanding Law Student            | 181                       |                          | 7                      |                   |                 |             | 300               |                   |                       | (112)                      |
| MJN118  | Pacific NW Newspaper Assoc         | 2                         |                          |                        |                   |                 |             |                   |                   |                       | 2                          |
| MFA128  | Perry, Lawrence School Fund        | 2,571                     |                          | 149                    |                   |                 |             | 120               |                   |                       | 2,600                      |
| MPH108  | Pharmacy School General            | 5,031                     |                          | 25                     | 9,250             |                 |             | 13,000            |                   |                       | 1,306                      |
| MPH122  | Physical Therapy Awards            | 19                        |                          |                        |                   |                 |             | 1,500             |                   |                       | (1,481)                    |
| MPH120  | Physical Therapy Scholarships      |                           |                          | 29                     | 1,500             |                 |             |                   |                   |                       | 1,529                      |
| MPC104  | Political Science Intern Schol     | 913                       |                          | 109                    |                   |                 |             |                   |                   |                       | 1,022                      |
| MCH109  | Pope, William R.                   | 14,178                    |                          | 837                    |                   |                 |             | 400               |                   |                       | 14,615                     |
| MFA129  | Presser Foundation                 | 2,969                     |                          | 81                     |                   | 3,000           |             | 2,600             |                   |                       | 3,450                      |



## CURRENT RESTRICTED FUNDS

Combined Statement of Revenue, Expenditures and Changes in Fund Balance  
For Fiscal Year Ended June 30, 2000

### UM SCHOLARSHIPS & FELLOWSHIPS

| Index #  | Account Name                       | Fund<br>Balance<br>7/1/99 | Prior<br>Year<br>Adjust. | Investment<br>Earnings | Private<br>Grants | Other<br>Income  | Allocations    | Student<br>Awards | Other<br>Expenses | Transfers<br>In (Out) | Fund<br>Balance<br>6/30/00 |
|--|------------------------------------|---------------------------|--------------------------|------------------------|-------------------|------------------|----------------|-------------------|-------------------|-----------------------|----------------------------|
| MFR115   | Quesenberry Scholarship            |                           |                          |                        |                   |                  |                | 100               |                   |                       | (100)                      |
| MLA129   | Reich, Floyd L Scholarship         | 3,908                     |                          | 237                    |                   |                  |                |                   |                   |                       | 4,145                      |
| MFI136   | Rhodes Scholar Scholarship         | 859                       |                          | 52                     |                   |                  |                |                   |                   |                       | 911                        |
| MFH104   | Solberg, Richard Scholarship       | 1,534                     |                          | 93                     |                   |                  |                |                   |                   |                       | 1,627                      |
| MJN121   | Rochon, C G                        | 6,090                     |                          | 79                     |                   |                  |                | 2,000             |                   |                       | 4,169                      |
| MEC102   | Ryman, J. H. T. Fellowship         | 18,276                    |                          | 3,020                  |                   |                  |                |                   |                   |                       | 21,296                     |
| MFA131   | S M E N C Scholarship              | 7                         |                          |                        |                   |                  |                |                   |                   |                       | 7                          |
| MFA130   | Schoknecht, Julia                  | 317                       |                          | 19                     |                   |                  |                |                   |                   |                       | 336                        |
| MBI106   | Severy, J. W.                      | 456                       |                          | 53                     |                   |                  |                |                   |                   |                       | 509                        |
| MCH111   | Shafizadeh, Fred Memorial          | 16,458                    |                          | 1,000                  |                   |                  |                |                   |                   |                       | 17,458                     |
| MJN124   | Shirley, Richard                   | 318                       |                          | 106                    |                   |                  |                |                   |                   |                       | 424                        |
| MPC105   | Silent Sentinel Teacher Award      | 15,547                    | (20)                     | 995                    |                   | 1,294            | (200)          | 8                 | 439               |                       | 17,169                     |
| MJN125   | Theta Sigma Phi Journalism         | 161                       |                          | 72                     |                   |                  |                |                   |                   |                       | 233                        |
| MFR117   | Thompson, Silas R.                 | 505                       |                          | 288                    |                   |                  |                | 150               |                   |                       | 643                        |
| MAF100   | U of M Staff Senate Scholarship    | 1,007                     |                          | 99                     | 1,016             |                  |                |                   |                   |                       | 2,122                      |
| MFI137   | UM Alumni/San Diego Chapter        | 1,260                     |                          | 77                     |                   |                  |                |                   |                   |                       | 1,337                      |
| MPR101   | UM Rodeo Scholarship               | 10,312                    |                          | 627                    |                   |                  |                |                   |                   |                       | 10,939                     |
| MFI140   | University Teachers Scholarship    | 188                       |                          | 44                     | 360               | 543              |                | 360               |                   |                       | 775                        |
| MFI127   | Vo Tech Educators of Montana       | 583                       |                          | 24                     |                   |                  |                | 582               |                   |                       | 25                         |
| MBU148   | Vocational Resources Scholarship   | (744)                     |                          |                        | 800               |                  |                | 1,000             |                   |                       | (944)                      |
| MPH110   | Walmart Scholarship                | 26                        |                          | 1                      | 1,000             |                  |                | 1,000             |                   |                       | 27                         |
| MBI107   | Waters, Charles                    | 162                       |                          | 27                     |                   |                  |                |                   | 39                |                       | 150                        |
| MHC104   | Watkins, Gordon, & Anna            | 23,584                    |                          | 19,333                 |                   |                  |                | 15,000            |                   |                       | 27,917                     |
| MGL107   | Wilson, Michael Lee Memorial       | 12,353                    |                          | 728                    |                   |                  |                | 1,200             |                   |                       | 11,881                     |
| MBU149   | Wolverton, Jeanne & Van Scholarshi | 1,156                     |                          | 70                     | 1,000             |                  |                | 1,000             |                   |                       | 1,226                      |
| <b>TOTAL UM SCHOLARSHIPS<br/>&amp; FELLOWSHIPS</b> |                                    | <b>\$365,576</b>          | <b>(\$316)</b>           | <b>\$51,721</b>        | <b>\$121,193</b>  | <b>\$327,973</b> | <b>(\$200)</b> | <b>\$444,095</b>  | <b>\$42,054</b>   | <b>(\$2,170)</b>      | <b>\$377,628</b>           |

## CURRENT RESTRICTED FUNDS

Combined Statement of Revenue, Expenditures and Changes in Fund Balance  
For Fiscal Year Ended June 30, 2000

### FINANCIAL AID SOURCES FROM FEDERAL AND STATE

| Fund  | Entity Name        | Fund<br>Balance<br>7/1/99 | Prior<br>Year<br>Adjust. | State<br>Programs | Federal<br>Programs | Institution<br>Match | Admin<br>Expend. | Student<br>Awards | Fund<br>Balance<br>6/30/00 |
|---|--------------------|---------------------------|--------------------------|-------------------|---------------------|----------------------|------------------|-------------------|----------------------------|
| 321100  | Pell Grant Program | \$89,525                  | \$                       | \$                | \$6,909,777         | \$                   | \$               | \$6,875,671       | \$123,631                  |
| 321200  | SEOG               | 0                         |                          | 137,161           | 414,242             |                      |                  | 548,741           | 2,662                      |
| 321300  | Federal Work Study | 3,059                     |                          |                   | 1,075,303           |                      |                  | 1,000,260         | 78,103                     |
| 321400  | LEAPP (SSIG)       | 1                         |                          | 71,685            | 19,586              |                      |                  | 90,873            | 399                        |
| TOTAL FINANCIAL AID SOURCES<br>FROM FEDERAL AND STATE |                    | \$92,586                  | \$0                      | \$208,846         | \$8,418,908         | \$0                  | \$0              | \$8,515,545       | \$204,795                  |

# CURRENT RESTRICTED FUNDS

Combined Statement of Revenue, Expenditures and Changes in Fund Balance  
For Fiscal Year Ended June 30, 2000

## ATHLETIC SCHOLARSHIPS

| Index # | Account Name                   | Fund<br>Balance<br>7/1/99 | Endowment<br>Earnings | Other<br>Revenue | Private<br>Grants | Student<br>Awards | Other<br>Expenses | Fund<br>Balance<br>6/30/00 |
|---------|--------------------------------|---------------------------|-----------------------|------------------|-------------------|-------------------|-------------------|----------------------------|
| MIA101  | Badgley, Kirk                  | \$ 500                    | \$                    | \$               | \$                | \$                | \$                | \$ 500                     |
| MIA102  | Caras, James K.                | 1,826                     | 243                   |                  |                   |                   |                   | 2,069                      |
| MIA111  | General Athletic Scholarships  | 3,511                     |                       | 79,964           | 543,000           | 8,869.00          |                   | 617,606                    |
| MIA112  | Basketball - Men's             |                           |                       |                  |                   | 37,689            |                   | (37,689)                   |
| MIA113  | Football - Men's               |                           |                       | 10,000           |                   | 306,236           |                   | (296,236)                  |
| MIA114  | Track/Cross Country - Men's    |                           |                       |                  |                   | 49,627            |                   | (49,627)                   |
| MIA115  | Tennis - Men's                 |                           |                       |                  |                   | 13,863            |                   | (13,863)                   |
| MIA116  | Golf - Women's                 |                           |                       |                  | 5,000             | 10,730            | 379               | (6,109)                    |
| MIA117  | Soccer - Women's               |                           |                       |                  |                   | 80,090            |                   | (80,090)                   |
| MIA118  | Basketball - Women's           |                           |                       |                  | 409               | 39,955            |                   | (39,546)                   |
| MIA119  | Volleyball - Women's           |                           |                       |                  |                   | 28,250            |                   | (28,250)                   |
| MIA120  | Track/Cross Country - Women's  |                           |                       |                  |                   | 56,414            |                   | (56,414)                   |
| MIA121  | Tennis - Women's               |                           |                       |                  |                   | 16,932            |                   | (16,932)                   |
|         | TOTAL ATHLETIC<br>SCHOLARSHIPS | \$ 5,837                  | \$ 243                | \$ 89,964        | \$ 548,409        | \$ 648,655        | \$ 379            | \$ (4,581)                 |

## CURRENT RESTRICTED FUNDS

Combined Statement of Revenue, Expenditures and Changes in Fund Balance  
For Fiscal Year Ended June 30, 2000

### UM FOUNDATION SCHOLARSHIPS

| Index # | Account Name                        | Fund Balance<br>6/30/99 | Private<br>Grants | Transfers<br>In (Out) | Other<br>Revenue | Student<br>Awards | Other<br>Expenses | Fund<br>Balance<br>6/30/00 |
|---------|-------------------------------------|-------------------------|-------------------|-----------------------|------------------|-------------------|-------------------|----------------------------|
| MAN102  | Haberman, Thomas                    | \$                      | \$800             | \$                    | \$               | \$800             | \$1               | (\$1)                      |
| MAN103  | Taylor, D. & Sylvia Jensen          |                         | 1,350             |                       |                  | 500               |                   | 850                        |
| MAN104  | Left-Hand, Peter                    | 275                     | 25                |                       |                  | 300               |                   | 0                          |
| MAS106  | Kain/McKay                          |                         | 25,950            |                       |                  | 24,426            |                   | 1,524                      |
| MAS107  | Fullam, Minnie S. - M. U. N.        | 3,700                   | 1,150             |                       |                  | 1,000             |                   | 3,850                      |
| MAS108  | Olson, Helen J. Scholarship         | 3,850                   | 750               |                       |                  | 4,500             |                   | 100                        |
| MAS109  | Reed, Bess-M.U.N.                   |                         | 650               |                       |                  | 500               |                   | 150                        |
| MBI103  | Morrelles, B Memorial               |                         | 500               |                       |                  | 500               |                   | 0                          |
| MBI104  | Seim-Mstr Microbiology              | 375                     |                   |                       |                  |                   |                   | 375                        |
| MBI109  | Gleed, Bernice                      |                         | 7,800             |                       |                  | 6,000             |                   | 1,800                      |
| MBI110  | Gordon, Clancy Environmental        | 25                      | 2,525             |                       |                  | 2,550             |                   | 0                          |
| MBI111  | Weigenstein, J & A DBS              |                         | 500               |                       |                  | 500               |                   | 0                          |
| MBU109  | Bosivert, H & B                     |                         | 450               |                       |                  | 450               |                   | 0                          |
| MBU109  | Bill and Genevieve Boisvert Scholar |                         | 550               |                       |                  | 550               |                   | 0                          |
| MBU110  | Hampton, C & J                      |                         | 1,000             |                       |                  | 1,000             |                   | 0                          |
| MBU111  | Horning, William/Shirley            |                         | 500               |                       |                  | 500               |                   | 0                          |
| MBU112  | Rockwell, Mary Ford                 |                         | 2,200             |                       |                  | 2,200             |                   | 0                          |
| MBU115  | Hitzeman, John Ace                  |                         | 13,450            |                       |                  | 13,450            |                   | 0                          |
| MBU117  | Carroll, JH & GD Memorial           |                         | 600               |                       |                  | 600               |                   | 0                          |
| MBU119  | Mt Power Co Business                | 1,800                   | 2,000             |                       |                  | 2,000             |                   | 1,800                      |
| MBU122  | Connors, Dan & Sue                  |                         | 1,100             |                       |                  | 1,100             |                   | 0                          |
| MBU124  | Price, Derek W                      |                         | 5,800             |                       |                  | 2,900             |                   | 2,900                      |
| MBU128  | Wakely, Neil Business               |                         | 1,150             |                       |                  | 1,150             |                   | 0                          |
| MBU129  | Burke Family Business               | 1,500                   | 1,500             |                       |                  | 1,500             |                   | 1,500                      |
| MBU130  | Peterson, Arnold Marketing          |                         | 500               |                       |                  | 500               |                   | 0                          |
| MBU131  | Kober, Ida                          |                         | 1,900             |                       |                  | 1,900             |                   | 0                          |
| MBU132  | Byrne Accounting                    |                         | 1,550             |                       |                  | 1,550             |                   | 0                          |



## CURRENT RESTRICTED FUNDS

Combined Statement of Revenue, Expenditures and Changes in Fund Balance  
For Fiscal Year Ended June 30, 2000

### UM FOUNDATION SCHOLARSHIPS

| Index # | Account Name                        | Fund Balance<br>6/30/99 | Private<br>Grants | Transfers<br>In (Out) | Other<br>Revenue | Student<br>Awards | Other<br>Expenses | Fund<br>Balance<br>6/30/00 |
|---------|-------------------------------------|-------------------------|-------------------|-----------------------|------------------|-------------------|-------------------|----------------------------|
| MBU134  | Byrnes, Donald Memorial             |                         | 3,350             |                       |                  | 3,350             |                   | 0                          |
| MBU135  | Tractor & Equipment Co              |                         | 650               |                       |                  | 650               |                   | 0                          |
| MBU136  | Caine/Schilling Int. Bus.           |                         | 550               |                       |                  | 400               |                   | 150                        |
| MBU138  | Corette, J.E. Scholarship           |                         | 22,000            |                       |                  | 22,000            |                   | 0                          |
| MBU139  | Business Advisory Cncl- Athlete     |                         | 2,400             |                       |                  | 550               |                   | 1,850                      |
| MBU140  | Stuftt, William Memorial            |                         | 2,000             |                       |                  | 2,000             |                   | 0                          |
| MBU141  | Osburnsen, Erik Jon                 |                         | 1,200             |                       |                  | 1,200             |                   | 0                          |
| MBU142  | Farris, Rhoda Harrington            |                         | 500               |                       |                  | 500               |                   | 0                          |
| MBU143  | Mcgonigle, Don Memorial             |                         | 3,000             |                       |                  | 3,000             |                   | 0                          |
| MBU145  | Citizens State Bank                 | 1,000                   | 1,000             |                       |                  | 1,000             |                   | 1,000                      |
| MBU146  | Mcgill-Smith, Marion Bus Hum        |                         |                   |                       |                  | 2,500             |                   | (2,500)                    |
| MBU147  | Harrison, Kellum                    |                         | 1,900             |                       |                  | 1,900             |                   | 0                          |
| MBU150  | Ostby, Raymond & Natha              |                         | 3,000             |                       |                  | 3,000             |                   | 0                          |
| MBU152  | Hoback, Louise Voorhees             |                         | 2,500             |                       |                  | 2,500             |                   | 0                          |
| MBU155  | Rolando, Richard                    |                         | 900               |                       |                  | 900               |                   | 0                          |
| MBU156  | Mitchell, Bill & Avis               |                         | 1,500             |                       |                  | 1,400             |                   | 100                        |
| MBU158  | Wilson, Scotty & Brenda Farrell     |                         | 550               |                       |                  | 550               |                   | 0                          |
| MBU159  | Bell, Jack Scholarship              |                         | 1,000             |                       |                  | 1,000             |                   | 0                          |
| MBU160  | Emblen, Donald J. Scholarship       |                         | 500               |                       |                  | 500               |                   | 0                          |
| MBU163  | 20G 1st Interstate Bancsystem Schol |                         | 6,600             |                       |                  | 6,158             |                   | 442                        |
| MBU164  | 278 Target Stores Msla Buss Schola  |                         | 3,000             |                       |                  | 3,000             |                   | 0                          |
| MBU165  | 29C Manovich, Bronco Memorial Schol |                         | 1,500             |                       |                  | 1,500             |                   | 0                          |
| MCE101  | Frizzell, D S Scholarship           |                         | 1,350             |                       |                  | 1,350             |                   | 0                          |
| MCH105  | Davis, Eugene Opportunity           |                         | 1,500             |                       |                  | 500               |                   | 1,000                      |
| MCH106  | Jesse, RH Family Scholarship        |                         | 1,500             |                       |                  | 1,500             |                   | 0                          |
| MCH107  | Ames, Stanley R.                    |                         |                   |                       |                  | 500               |                   | (500)                      |
| MCH110  | Cahill, William P.                  |                         | 300               |                       |                  | 300               |                   | 0                          |

# CURRENT RESTRICTED FUNDS

Combined Statement of Revenue, Expenditures and Changes in Fund Balance  
For Fiscal Year Ended June 30, 2000

## UM FOUNDATION SCHOLARSHIPS

| Index # | Account Name                        | Fund Balance<br>6/30/99 | Private<br>Grants | Transfers<br>In (Out) | Other<br>Revenue | Student<br>Awards | Other<br>Expenses | Fund<br>Balance<br>6/30/00 |
|---------|-------------------------------------|-------------------------|-------------------|-----------------------|------------------|-------------------|-------------------|----------------------------|
| MCH114  | Weigenstein, J & A Chem             |                         | 850               |                       |                  | 800               |                   | 50                         |
| MCH115  | Walsh-Anacker Scholarship           |                         | 600               |                       |                  | 600               |                   | 0                          |
| MCH118  | Sullivan, John D.                   |                         | 800               |                       |                  | 800               |                   | 0                          |
| MCH119  | Hancock-Davidson Woodward           |                         | 500               |                       |                  | 500               |                   | 0                          |
| MCS102  | Wallace - Science Fair              | 1,000                   | 2,000             |                       |                  |                   |                   | 3,000                      |
| MCS103  | Mt Power Company                    | (1,800)                 | 1,000             |                       |                  | 1,000             |                   | (1,800)                    |
| MEC103  | Farris, Martin & Rhoda              | 1,275                   | 200               |                       |                  | 1,475             |                   | 0                          |
| MED105  | ADK                                 |                         | 500               |                       |                  | 500               |                   | 0                          |
| MED106  | Dufresne, Mildred                   |                         | 500               |                       |                  | 500               |                   | 0                          |
| MED108  | Boschee, Floyd & M.A.               |                         | 600               |                       |                  | 600               |                   | 0                          |
| MED111  | Ames, Walter Memorial               |                         | 1,200             |                       |                  | 1,200             |                   | 0                          |
| MED112  | Carleton, Linus                     |                         | 2,300             |                       |                  | 2,300             |                   | 0                          |
| MED113  | Craighead, Edwin Boone              |                         | 1,850             |                       |                  | 1,850             |                   | 0                          |
| MED114  | Fowler-Dargitz, Janet               |                         | 1,050             |                       |                  | 1,050             |                   | 0                          |
| MED115  | Harris, George & Laurine            |                         | 1,000             |                       |                  | 1,000             |                   | 0                          |
| MED116  | Hunt, Dr. John J.                   |                         | 650               |                       |                  | 650               |                   | 0                          |
| MED117  | Orlich, Donald & Patricia           |                         | 1,050             |                       |                  | 1,050             |                   | 0                          |
| MED119  | Stoll, Gertrude Cope                | 50                      | 350               |                       |                  | 400               |                   | 0                          |
| MED120  | 76A Mary McElwain Scholarship       |                         | 600               |                       |                  | 600               |                   | 0                          |
| MEN104  | Riddle, Richard Scholarship         |                         | 1,050             |                       |                  | 550               |                   | 500                        |
| MEN107  | Beebe, Margaret Scherf              |                         | 500               |                       |                  | 500               |                   | 0                          |
| MEN109  | Hugo, Richard Memorial              |                         | 3,350             |                       |                  | 3,350             |                   | 0                          |
| MEN110  | Chapter AM-PEO                      |                         | 500               |                       |                  | 500               |                   | 0                          |
| MEN111  | 271 King, Walter N Memorial Scholar |                         | 500               |                       |                  | 500               |                   | 0                          |
| MEN113  | 433 Edmund Freeman Eng Sch          | 100                     |                   |                       |                  | 100               |                   | 0                          |
| MES102  | NRAG Intern                         | 575                     | 650               |                       |                  |                   |                   | 1,225                      |
| MES103  | Erickson, Ron & Nancy               |                         | 1,000             |                       |                  | 1,000             |                   | 0                          |

## CURRENT RESTRICTED FUNDS

Combined Statement of Revenue, Expenditures and Changes in Fund Balance  
For Fiscal Year Ended June 30, 2000

### UM FOUNDATION SCHOLARSHIPS

| Index # | Account Name                        | Fund Balance<br>6/30/99 | Private<br>Grants | Transfers<br>In (Out) | Other<br>Revenue | Student<br>Awards | Other<br>Expenses | Fund<br>Balance<br>6/30/00 |
|---------|-------------------------------------|-------------------------|-------------------|-----------------------|------------------|-------------------|-------------------|----------------------------|
| MES104  | Dawson, B. & B. Memorial            | 1,772                   | 3,428             |                       |                  | 5,200             |                   | 0                          |
| MES105  | Environmental Resource & Analysis   |                         |                   |                       |                  | 962               |                   | (962)                      |
| MES106  | Sargeant, Leonard & Sandy           |                         | 1,150             |                       |                  | 1,200             |                   | (50)                       |
| MFA101  | Diggs, Briar Visual Arts            |                         | 500               |                       |                  | 500               |                   | 0                          |
| MFA103  | Fell-Oskins                         | 550                     | 9,050             |                       |                  | 7,000             | 515               | 2,085                      |
| MFA104  | Wicks, Thomas Jr. Memorial          |                         | 2,660             |                       |                  | 2,660             |                   | 0                          |
| MFA105  | Hook, Walter Memorial               |                         | 800               |                       |                  | 800               |                   | 0                          |
| MFA106  | Zeman, May Carol Scholarship        | 25                      | 1,175             |                       |                  | 1,200             |                   | 0                          |
| MFA107  | Parker, Christopher Award           | 362                     | 438               |                       |                  | 800               |                   | 0                          |
| MFA108  | Williams, Pat Scholarship           |                         | 600               |                       |                  | 600               |                   | 0                          |
| MFA109  | Wallace - Fine Arts                 | 358                     | 2,000             |                       |                  | 2,000             |                   | 358                        |
| MFA111  | Alexander & Virginia Dean           | 425                     | 5,150             |                       |                  | 5,218             |                   | 357                        |
| MFA112  | Gordon, Riki Scholarship Fund       |                         | 450               |                       |                  | 450               |                   | 0                          |
| MFA113  | Harrington Scholarship              | 2,500                   | 18,200            |                       |                  | 18,200            |                   | 2,500                      |
| MFA117  | Craighead, Kate Johnson             |                         | 1,600             |                       |                  | 1,600             |                   | 0                          |
| MFA126  | Bell Music                          |                         | 625               |                       |                  | 625               |                   | 0                          |
| MFA132  | Folland, Evelyn Lindblad            | 337                     | 750               |                       |                  | 375               |                   | 712                        |
| MFA133  | Herbig, Helen & Cynthia - String    |                         | 400               |                       |                  | 400               |                   | 0                          |
| MFA134  | Merriam, Doris F.                   |                         | 550               |                       |                  | 550               |                   | 0                          |
| MFA135  | Miller, Earl L.                     |                         | 1,750             |                       |                  | 1,750             |                   | 0                          |
| MFA136  | Paris, Candy Scholarship            | (150)                   | 9,600             |                       |                  | 9,005             |                   | 445                        |
| MFA137  | Ruder Scholarship                   | 500                     | 2,300             |                       |                  | 2,650             |                   | 150                        |
| MFA140  | Gerlach, Marguerite Warilla Sch     |                         | 500               |                       |                  | 500               |                   | 0                          |
| MFA141  | 20D Walton, Earl E Memorial Scholar |                         | 800               |                       |                  |                   |                   | 800                        |
| MFH103  | Levitan, Matthew Scholarship        |                         | 650               |                       |                  |                   |                   | 650                        |
| MFH106  | Ferguson, Mary Elrod                | 3,825                   | (1,125)           |                       |                  | 700               |                   | 2,000                      |
| MFI105  | Adele Cohe Laine                    |                         | 2,400             |                       |                  | 2,400             |                   | 0                          |

## CURRENT RESTRICTED FUNDS

Combined Statement of Revenue, Expenditures and Changes in Fund Balance  
For Fiscal Year Ended June 30, 2000

### UM FOUNDATION SCHOLARSHIPS

| Index # | Account Name                   | Fund Balance<br>6/30/99 | Private<br>Grants | Transfers<br>In (Out) | Other<br>Revenue | Student<br>Awards | Other<br>Expenses | Fund<br>Balance<br>6/30/00 |
|---------|--------------------------------|-------------------------|-------------------|-----------------------|------------------|-------------------|-------------------|----------------------------|
| MFI106  | Enderlein, Wm                  |                         | 15,000            |                       |                  | 10,750            |                   | 4,250                      |
| MFI107  | 71H Walker, A & S Scholarship  |                         | 450               |                       |                  | 450               |                   | 0                          |
| MFI108  | Alumni Association Schol Endow |                         | 700               |                       |                  |                   |                   | 700                        |
| MFI110  | Beighle Family                 |                         | 2,450             |                       |                  | 2,450             |                   | 0                          |
| MFI111  | Kjeldsen, Rasmus & Mathilde    |                         | 600               |                       |                  |                   |                   | 600                        |
| MFI112  | Gallagher Presidential         |                         | 32,200            |                       |                  | 31,700            |                   | 500                        |
| MFI113  | Gallagher Hobson               | 1,563                   | 1,087             |                       |                  | 2,650             |                   | 0                          |
| MFI114  | Childers Memorial              |                         | 15,000            |                       |                  | 15,000            |                   | 0                          |
| MFI115  | Simmons, Dalton H              |                         | 1,750             |                       |                  | 500               |                   | 1,250                      |
| MFI116  | Taylor Jane McMurtrey Memorial |                         | 550               |                       |                  | 550               |                   | 0                          |
| MFI117  | Norwest                        |                         | 4,000             |                       |                  | 3,000             |                   | 1,000                      |
| MFI118  | Birdwell, JW                   |                         | 1,250             |                       |                  |                   |                   | 1,250                      |
| MFI120  | Gallagher, WJ-COT              | 7,922                   | 34,600            |                       |                  | 42,000            |                   | 522                        |
| MFI130  | Blair Presidential             | 3,750                   | 18,750            |                       |                  | 22,500            |                   | 0                          |
| MFI131  | Imsande, Louis & Freda         |                         | 1,350             |                       |                  | 1,350             |                   | 0                          |
| MFI132  | Sterling Savings Association   |                         | 1,000             |                       |                  | 1,000             |                   | 0                          |
| MFI133  | Cobb Foundation                |                         | 2,000             |                       |                  | 2,000             |                   | 0                          |
| MFI134  | Dufresne Foundation            |                         | 9,712             |                       |                  | 750               |                   | 8,962                      |
| MFI135  | Heisey Foundation              | 4,470                   | 40,399            |                       |                  | 43,625            |                   | 1,244                      |
| MFI138  | Farris, Dr Martin T            |                         | 375               |                       |                  | 375               |                   | 0                          |
| MFI141  | Soroptimist International      |                         | 1,000             |                       |                  | 1,000             |                   | 0                          |
| MFI143  | Irwin, John D Memorial         |                         | 2,500             |                       |                  | 2,500             | 1,058             | (1,058)                    |
| MFI144  | Anonymous For Girls            |                         | 600               |                       |                  |                   |                   | 600                        |
| MFI145  | Alumni Assoc Past President    |                         | 2,500             |                       |                  | 2,500             |                   | 0                          |
| MFI146  | Baird, Alva C. Memorial        |                         | 450               |                       |                  | 450               |                   | 0                          |
| MFI147  | O'Dell, John S.                |                         | 900               |                       |                  | 900               |                   | 0                          |
| MFI148  | Boyer, Alan L.                 |                         | 3,000             |                       |                  | 2,000             |                   | 1,000                      |



## CURRENT RESTRICTED FUNDS

Combined Statement of Revenue, Expenditures and Changes in Fund Balance  
For Fiscal Year Ended June 30, 2000

### UM FOUNDATION SCHOLARSHIPS

| Index # | Account Name                  | Fund Balance<br>6/30/99 | Private<br>Grants | Transfers<br>In (Out) | Other<br>Revenue | Student<br>Awards | Other<br>Expenses | Fund<br>Balance<br>6/30/00 |
|---------|-------------------------------|-------------------------|-------------------|-----------------------|------------------|-------------------|-------------------|----------------------------|
| MF1149  | Briscoe - Gray                |                         | 1,350             |                       |                  | 1,350             |                   | 0                          |
| MF1150  | Bucklew, Neil Presidential    |                         | 1,000             |                       |                  | 1,000             |                   | 0                          |
| MF1151  | Coombs, Richard Paul/Alumni   |                         | 1,000             |                       |                  | 750               |                   | 250                        |
| MF1152  | Christiansen, Harold          |                         | 800               |                       |                  | 800               |                   | 0                          |
| MF1155  | Excellence Fund               |                         | 14,600            |                       |                  | 13,250            |                   | 1,350                      |
| MF1156  | Fox Foundation                | 1,806                   | 97,000            |                       |                  | 94,450            |                   | 4,356                      |
| MF1157  | Norwood, Pat Memorial         |                         | 350               |                       |                  | 350               |                   | 0                          |
| MF1158  | Nygaard, Pat Memorial         |                         | 3,450             |                       |                  | 3,450             |                   | 0                          |
| MF1159  | Frost, Marjorie               |                         | 3,000             |                       |                  | 1,875             |                   | 1,125                      |
| MF1160  | Ephron, H & M Presidential    |                         | 5,000             |                       |                  | 5,000             |                   | 0                          |
| MF1161  | Hom, Margret A. - Alumni      |                         | 250               |                       |                  | 250               |                   | 0                          |
| MF1162  | Knoblock, Dr. Linda P.        |                         | 2,900             |                       |                  | 2,900             | 64                | (64)                       |
| MF1163  | Gerard, Summer                |                         | 1,500             |                       |                  | 1,500             |                   | 0                          |
| MF1164  | Jestrab-Chaffee, Elizabeth    |                         | 7,950             |                       |                  | 7,950             |                   | 0                          |
| MF1165  | Gute, Donald                  |                         | 1,400             |                       |                  | 1,400             |                   | 0                          |
| MF1166  | Hammond                       | 1,650                   | 21,250            |                       |                  | 19,125            |                   | 3,775                      |
| MF1167  | Haynes, Isabelle              | 1,451                   | 126,000           |                       |                  | 126,481           |                   | 970                        |
| MF1168  | Harrison, Pat Memorial        |                         | 5,000             |                       |                  | 5,000             |                   | 0                          |
| MF1170  | Holder, Marie                 |                         | 1,500             |                       |                  | 1,500             |                   | 0                          |
| MF1171  | Kearns Family                 |                         | 900               |                       |                  | 900               |                   | 0                          |
| MF1172  | Kappa Alpha Theta             |                         | 2,300             |                       |                  | 2,000             |                   | 300                        |
| MF1173  | Kelly, Vivian Troop Memorial  |                         | 1,300             |                       |                  | 700               |                   | 600                        |
| MF1174  | Lassise, Joyce Merit          |                         | 750               |                       |                  |                   |                   | 750                        |
| MF1175  | Hunton, Eugene R. & Louise A. |                         | 400               |                       |                  | 400               |                   | 0                          |
| MF1176  | Kappa Kappa Gamma Scholarship |                         | 1,050             |                       |                  | 1,000             |                   | 50                         |
| MF1177  | Long Brothers Scholarship     | 475                     | 3,525             |                       |                  | 2,000             |                   | 2,000                      |
| MF1178  | Larsen, Kleis                 |                         | 1,350             |                       |                  | 1,350             |                   | 0                          |

## CURRENT RESTRICTED FUNDS

Combined Statement of Revenue, Expenditures and Changes in Fund Balance  
For Fiscal Year Ended June 30, 2000

### UM FOUNDATION SCHOLARSHIPS

| Index # | Account Name                       | Fund Balance<br>6/30/99 | Private<br>Grants | Transfers<br>In (Out) | Other<br>Revenue | Student<br>Awards | Other<br>Expenses | Fund<br>Balance<br>6/30/00 |
|---------|------------------------------------|-------------------------|-------------------|-----------------------|------------------|-------------------|-------------------|----------------------------|
| MF1179  | Breitenstein Bryce D & Frances     |                         | 300               |                       |                  | 300               |                   | 0                          |
| MF1180  | Madden, Josie                      |                         | 1,350             |                       |                  |                   |                   | 1,350                      |
| MF1182  | Miles, Lulu L.                     | 425                     | 9,625             |                       |                  | 7,250             |                   | 2,800                      |
| MF1184  | Morningstar, Katherine L. Trad     |                         | 5,000             |                       |                  | 4,000             |                   | 1,000                      |
| MF1185  | Morningstar, Katherine L. Non-Trad |                         | 3,250             |                       |                  | 1,750             |                   | 1,500                      |
| MF1186  | Old Person, Earl                   |                         | 5,800             |                       |                  | 2,900             |                   | 2,900                      |
| MF1187  | MT State Federation of Black Women | 200                     |                   |                       |                  | 200               |                   | 0                          |
| MF1188  | Mu Deuteron - Phi Sigma Kappa      |                         | 2,750             |                       |                  | 2,750             |                   | 0                          |
| MF1190  | Nelson, Carl & Bella               |                         | 5,350             |                       |                  | 4,500             |                   | 850                        |
| MF1191  | Neal, R. - Missoula Lion's Club    |                         | 650               |                       |                  |                   |                   | 650                        |
| MF1192  | Papich, Michael J. Scholarship     |                         | 500               |                       |                  | 500               |                   | 0                          |
| MF1193  | Perkins, John S.                   |                         | 1,950             |                       |                  | 1,950             |                   | 0                          |
| MF1194  | Rector, Olive M.                   | 2,251                   | 43,850            |                       |                  | 37,000            |                   | 9,101                      |
| MF1195  | Riechel, Wade                      |                         | 3,150             |                       |                  | 1,850             |                   | 1,300                      |
| MF1196  | Sigma Nu                           | 175                     | 325               |                       |                  | 500               |                   | 0                          |
| MF1197  | Shults, Dosia J.                   |                         | 900               |                       |                  | 900               |                   | 0                          |
| MF1198  | SAE - D. J. Shults                 | 2,050                   | 6,150             |                       |                  | 3,700             |                   | 4,500                      |
| MF1199  | Orchard, Kate                      |                         | 800               |                       |                  | 800               |                   | 0                          |
| MF1200  | James, Newton                      |                         | 650               |                       |                  |                   |                   | 650                        |
| MF1201  | Sheridan, Leslie M. - Alumni       |                         | 800               |                       |                  | 800               |                   | 0                          |
| MF1203  | Rittenour, Clifford & Jimmie       | 500                     | 3,650             |                       |                  | 2,000             |                   | 2,150                      |
| MF1205  | Smith, Roderick                    | 1,000                   | 19,000            |                       |                  | 18,000            |                   | 2,000                      |
| MF1206  | Van Bremer                         |                         | 6,650             |                       |                  | 6,650             |                   | 0                          |
| MF1207  | Vaughn Family                      | 685                     | 9,865             |                       |                  | 9,490             |                   | 1,060                      |
| MF1208  | D.R. Washington Scholarship        |                         | 10,500            |                       |                  | 10,500            |                   | 0                          |
| MF1209  | Wood, Clyde Memorial               |                         | 1,750             |                       |                  | 1,375             |                   | 375                        |
| MF1210  | Phi Sigma Kappa Scholarship        |                         | 450               |                       |                  | 450               |                   | 0                          |

## CURRENT RESTRICTED FUNDS

Combined Statement of Revenue, Expenditures and Changes in Fund Balance  
For Fiscal Year Ended June 30, 2000

### UM FOUNDATION SCHOLARSHIPS

| Index # | Account Name                        | Fund Balance<br>6/30/99 | Private<br>Grants | Transfers<br>In (Out) | Other<br>Revenue | Student<br>Awards | Other<br>Expenses | Fund<br>Balance<br>6/30/00 |
|---------|-------------------------------------|-------------------------|-------------------|-----------------------|------------------|-------------------|-------------------|----------------------------|
| MF1211  | Washington Foundation MT            |                         | 3,000             |                       |                  | 3,000             |                   | 0                          |
| MF1212  | Wallace Presidential Scholarship    | 2,500                   | 25,000            |                       |                  | 27,500            |                   | 0                          |
| MF1213  | McDonough Presidential Scholarship  |                         | 5,000             |                       |                  | 6,250             |                   | (1,250)                    |
| MF1214  | Morgenroth Presidential Scholarship |                         | 7,500             |                       |                  | 7,500             |                   | 0                          |
| MF1215  | Jensen Presidential Scholarship     | 2,500                   | 7,500             |                       |                  | 10,000            |                   | 0                          |
| MF1216  | Schiesser Presidential              |                         | 7,500             |                       |                  | 7,500             |                   | 0                          |
| MF1217  | UM License Plate                    |                         | 37,500            |                       |                  | 37,125            |                   | 375                        |
| MF1218  | Grey Presidential Scholarship       |                         | 15,000            |                       |                  | 15,000            |                   | 0                          |
| MF1219  | Rittenour Presidential Scholarship  |                         | 2,500             |                       |                  | 2,500             |                   | 0                          |
| MF1220  | Weller Presidential Scholarship     |                         | 15,000            |                       |                  | 15,000            |                   | 0                          |
| MF1221  | Castles Presidential Scholarship    |                         | 2,500             |                       |                  | 2,500             |                   | 0                          |
| MF1222  | Caras Presidential Scholarship      |                         | 2,500             |                       |                  | 2,500             |                   | 0                          |
| MF1223  | Kelly, Sandra Presidential          |                         | 60                |                       |                  |                   |                   | 60                         |
| MF1224  | Sweetman-Sunderlin Presidential     |                         | 2,500             |                       |                  | 2,500             |                   | 0                          |
| MF1225  | Wylder Presidential Scholarship     |                         | 2,500             |                       |                  | 2,500             |                   | 0                          |
| MF1226  | Avery Presidential Scholarship      |                         | 27,500            |                       |                  | 27,500            |                   | 0                          |
| MF1227  | Madsen Presidential Scholarship     |                         | 2,500             |                       |                  | 2,500             |                   | 0                          |
| MF1229  | 75H Wiegenstein Mentor Scholarship  |                         | 450               |                       |                  | 225               |                   | 225                        |
| MF1230  | 84H Cotter, Tom Scholarship         |                         | 3,000             |                       |                  | 2,000             |                   | 1,000                      |
| MF1244  | 84G Payne, Terry W Pres Scholarship |                         | 7,500             |                       |                  | 7,500             |                   | 0                          |
| MF1245  | Nicolet, ME Scholarship             |                         | 1,000             |                       |                  | 1,000             |                   | 0                          |
| MF1246  | Betzner, Rbt & Tendeland L          |                         | 90                |                       |                  | 150               |                   | (60)                       |
| MF1248  | 238 Gala Scholarship Fund           |                         | 4,500             |                       |                  | 4,500             |                   | 0                          |
| MF1249  | 81i Parker,Dustin A Memorial Schol. |                         | 1,000             |                       |                  | 1,000             |                   | 0                          |
| MF1257  | 915 General Scholarship Fund        |                         |                   | 3,532                 |                  |                   |                   | 3,532                      |
| MF1258  | 79I/906 George Ostrom Scholarship   |                         |                   | 34                    |                  |                   |                   | 34                         |
| MFL102  | 872 Maloney, Phil Memorial Schol    |                         | 1,800             |                       |                  | 200               |                   | 1,600                      |

## CURRENT RESTRICTED FUNDS

Combined Statement of Revenue, Expenditures and Changes in Fund Balance  
For Fiscal Year Ended June 30, 2000

### UM FOUNDATION SCHOLARSHIPS

| Index # | Account Name                        | Fund Balance<br>6/30/99 | Private<br>Grants | Transfers<br>In (Out) | Other<br>Revenue | Student<br>Awards | Other<br>Expenses | Fund<br>Balance<br>6/30/00 |
|---------|-------------------------------------|-------------------------|-------------------|-----------------------|------------------|-------------------|-------------------|----------------------------|
| MFL103  | 81D Msla Rotary Club Scholarship    |                         | 500               |                       |                  | 500               |                   | 0                          |
| MFL104  | Powell German                       |                         | 1,400             |                       |                  | 1,400             | 1                 | (1)                        |
| MFL105  | Msla Rotary Club- St Abroad         |                         | 500               |                       |                  | 500               |                   | 0                          |
| MFL106  | Megee, Rose Southworth              | 875                     | 1,175             |                       |                  | 1,200             |                   | 850                        |
| MFL108  | Ephron Award in Modern Languages    | 50                      | 950               |                       |                  | 1,500             |                   | (500)                      |
| MFL109  | Ephron Award in Classics            | 50                      | 1,500             |                       |                  | 1,350             |                   | 200                        |
| MFL110  | Hamilton, Edith B                   |                         | 450               |                       |                  | 50                |                   | 400                        |
| MFR104  | Landt, Mary Jane                    |                         | 500               |                       |                  | 500               |                   | 0                          |
| MFR111  | Lee, Howard C Memorial              |                         | 600               |                       |                  | 600               |                   | 0                          |
| MFR112  | Vanteylingen, D                     | 200                     | 3,200             |                       |                  | 3,200             |                   | 200                        |
| MFR113  | Bayer, David Memorial               |                         | 500               |                       |                  | 500               |                   | 0                          |
| MFR116  | Caplan, Aaron                       |                         | 600               |                       |                  | 600               |                   | 0                          |
| MFR118  | Barger, Ron Memorial                |                         | 500               |                       |                  | 500               |                   | 0                          |
| MFR119  | Barry, E. Scholarship               | 175                     | 625               |                       |                  | 800               | 1,504             | (1,504)                    |
| MFR120  | Dennee, Robert L                    |                         | 1,200             |                       |                  | 1,200             |                   | 0                          |
| MFR121  | Bright Memorial Fellowship          | 625                     | 9,425             |                       |                  | 10,000            |                   | 50                         |
| MFR124  | Mass, Fred H. Scholarship           |                         | 500               |                       |                  | 500               |                   | 0                          |
| MFR125  | Castle Brothers                     | 1,100                   | 2,250             |                       |                  | 1,100             |                   | 2,250                      |
| MFR126  | Clark, Fay G. Memorial              | 100                     | 1,200             |                       |                  | 650               |                   | 650                        |
| MFR127  | Davis, Kenneth Scholarship          | 50                      | 450               |                       |                  | 500               |                   | 0                          |
| MFR128  | Dejarnette, G M "Monk"              |                         | 650               |                       |                  | 650               |                   | 0                          |
| MFR129  | Forestry Miscellaneous Scholarships | 1,125                   |                   |                       |                  | 1,000             |                   | 125                        |
| MFR130  | Forestry Alumni Memorial            |                         | 1,250             |                       |                  | 1,200             |                   | 50                         |
| MFR131  | Gates, Russell Memorial Award       |                         | 800               |                       |                  |                   |                   | 800                        |
| MFR133  | Bill Greenwald Scholarship          | 50                      | 950               |                       |                  | 1,000             |                   | 0                          |
| MFR135  | Mikalsen Scholarship                | 2,250                   | 10,650            |                       |                  | 11,500            |                   | 1,400                      |
| MFR136  | Nagle, Russell H.                   | 500                     | 1,550             |                       |                  | 2,000             |                   | 50                         |



## CURRENT RESTRICTED FUNDS

Combined Statement of Revenue, Expenditures and Changes in Fund Balance  
For Fiscal Year Ended June 30, 2000

### UM FOUNDATION SCHOLARSHIPS

| Index # | Account Name                        | Fund Balance<br>6/30/99 | Private<br>Grants | Transfers<br>In (Out) | Other<br>Revenue | Student<br>Awards | Other<br>Expenses | Fund<br>Balance<br>6/30/00 |
|---------|-------------------------------------|-------------------------|-------------------|-----------------------|------------------|-------------------|-------------------|----------------------------|
| MFR137  | Morgan, Robert S. Memorial          |                         | 1,250             |                       |                  | 1,250             |                   | 0                          |
| MFR138  | Morris, Melvin S. Award             | 475                     | 1,575             |                       |                  | 2,000             |                   | 50                         |
| MFR139  | Myrick-Hansen                       |                         | 650               |                       |                  | 650               |                   | 0                          |
| MFR140  | On, Danny                           |                         | 550               |                       |                  | 500               |                   | 50                         |
| MFR141  | Plum Creek Lumber                   | 250                     |                   |                       |                  | 250               |                   | 0                          |
| MFR142  | Salinas Memorial Scholarship        |                         | 300               |                       |                  | 300               |                   | 0                          |
| MFR143  | Spaulding, T. Memorial              |                         | 1,300             |                       |                  | 1,300             |                   | 0                          |
| MFR144  | Tebbe, Charles Forestry             |                         | 700               |                       |                  | 700               |                   | 0                          |
| MFR145  | Pengelly, Les                       |                         | 1,800             |                       |                  | 1,800             |                   | 0                          |
| MFR151  | Worf Memorial                       |                         | 450               |                       |                  | 450               |                   | 0                          |
| MFR153  | 715 Schmautz Family Scholarship     |                         | 1,650             |                       |                  | 1,000             |                   | 650                        |
| MFR154  | 78G Milodragovich Scholarship       |                         | 500               |                       |                  | 500               |                   | 0                          |
| MFR155  | 80I Bowers, Christian Memorial Scho |                         |                   |                       |                  | 500               |                   | (500)                      |
| MFR155  | 892 Hawkins Forestry Scholarship    |                         | 500               |                       |                  |                   |                   | 500                        |
| MGL106  | Weidman Geology                     |                         | 650               |                       |                  | 400               |                   | 250                        |
| MHC103  | Boileau, Violet Memorial            |                         | 600               |                       |                  | 600               |                   | 0                          |
| MHH103  | Sarsfield HPER                      | 813                     | 2,138             |                       |                  | 2,950             |                   | 1                          |
| MHI103  | Blinn, He-History                   |                         | 1,000             |                       |                  | 1,000             |                   | 0                          |
| MHI104  | Ambrose-Tubbs, Stephenie            |                         | 5,000             |                       |                  |                   | 4                 | 4,996                      |
| MHI105  | Lindsay, R.O.                       |                         | 550               | 102                   |                  | 550               |                   | 102                        |
| MHI107  | Karlin, Jules A                     |                         | 5,200             |                       |                  | 5,200             |                   | 0                          |
| MHI108  | Bennett, Edward E.                  | 50                      | 2,900             |                       |                  | 2,950             |                   | 0                          |
| MHI109  | Karlin, Jules                       |                         | 900               |                       |                  | 900               |                   | 0                          |
| MHI110  | Skari, Carman M.                    |                         | 450               |                       |                  | 450               |                   | 0                          |
| MIA104  | Olson, John L                       |                         | 1,400             |                       |                  | 1,400             |                   | 0                          |
| MIA105  | Nugent, Frank Memorial              |                         | 600               |                       |                  | 600               |                   | 0                          |
| MIA106  | Hainline, Janet & Michelle          |                         | 2,300             |                       |                  | 2,300             |                   | 0                          |

## CURRENT RESTRICTED FUNDS

Combined Statement of Revenue, Expenditures and Changes in Fund Balance  
For Fiscal Year Ended June 30, 2000

### UM FOUNDATION SCHOLARSHIPS

| Index # | Account Name                      | Fund Balance<br>6/30/99 | Private<br>Grants | Transfers<br>In (Out) | Other<br>Revenue | Student<br>Awards | Other<br>Expenses | Fund<br>Balance<br>6/30/00 |
|---------|-----------------------------------|-------------------------|-------------------|-----------------------|------------------|-------------------|-------------------|----------------------------|
| MIA107  | Blake, Ronald and Julia           |                         | 33,600            |                       |                  | 33,600            |                   | 0                          |
| MIA108  | Fifth Year Junior College         | 2,000                   | 8,000             |                       |                  | 10,000            |                   | 0                          |
| MIA109  | Milburn, Gen. Frank               | 25                      | 4,375             |                       |                  | 4,375             |                   | 25                         |
| MIA110  | Rhinehart, Naseby Endowed Schlshp |                         | 16,350            |                       |                  | 16,350            |                   | 0                          |
| MIA122  | 89D Bloomgren Family Scholarship  |                         | 3,000             |                       |                  | 3,000             |                   | 0                          |
| MIP104  | Msla Roatry Club- International   |                         | 500               |                       |                  | 500               |                   | 0                          |
| MIP105  | 68B Komai, Yoshiko Endowment      |                         | 1,950             | 32                    |                  | 1,950             |                   | 32                         |
| MIP106  | Morton, Bertha                    | (550)                   | 56,299            |                       |                  | 56,499            |                   | (750)                      |
| MJN110  | Black, Faye Nimbar                | 500                     |                   |                       |                  |                   |                   | 500                        |
| MJN112  | MT Newspaper Association          |                         | 1,500             |                       |                  | 1,500             |                   | 0                          |
| MJN113  | Precht, Andrew S Memorial         |                         | 1,000             |                       |                  | 1,000             |                   | 0                          |
| MJN115  | Turner, Madison S                 | 512                     | 688               |                       |                  | 1,200             |                   | 0                          |
| MJN116  | GF Tribune Minority               | 250                     | 2,250             |                       |                  | 3,750             |                   | (1,250)                    |
| MJN117  | James, WM & Loretto               |                         | 600               |                       |                  | 600               |                   | 0                          |
| MJN119  | Weston/Richards Journalism        |                         | 1,250             |                       |                  | 1,250             |                   | 0                          |
| MJN120  | Kinney, Donald                    |                         | 600               |                       |                  | 600               |                   | 0                          |
| MJN122  | Birdwell, James Scholarship       | 2,850                   |                   |                       |                  | 2,000             |                   | 850                        |
| MJN123  | Forssen, John Memorial            |                         | 450               |                       |                  | 450               |                   | 0                          |
| MJN126  | Thomas, Douglass Journalism       |                         | 1,750             |                       |                  | 1,750             |                   | 0                          |
| MJN127  | Billings, Patricia & Harry        |                         | 2,700             |                       |                  | 2,700             |                   | 0                          |
| MJN128  | Delaney, Ted                      |                         | 1,150             |                       |                  | 1,150             |                   | 0                          |
| MJN129  | Larcombe Family                   |                         | 4,650             |                       |                  | 4,650             |                   | 0                          |
| MJN130  | Guthrie, AB Memorial              |                         | 1,750             |                       |                  | 1,750             |                   | 0                          |
| MJN131  | Kim Williams Graduate Fellowship  | 2,141                   | 5,309             |                       |                  | 7,449             |                   | 1                          |
| MJN132  | Lord, Melvin & Myrtle             | 100                     | 1,850             |                       |                  | 1,500             |                   | 450                        |
| MJN133  | McVey, George & Marie             | 300                     | 50                |                       |                  | 350               |                   | 0                          |
| MJN134  | Lee Enterprises Native American   |                         | 3,000             |                       |                  | 3,000             |                   | 0                          |

## CURRENT RESTRICTED FUNDS

Combined Statement of Revenue, Expenditures and Changes in Fund Balance  
For Fiscal Year Ended June 30, 2000

### UM FOUNDATION SCHOLARSHIPS

| Index # | Account Name                        | Fund Balance<br>6/30/99 | Private<br>Grants | Transfers<br>In (Out) | Other<br>Revenue | Student<br>Awards | Other<br>Expenses | Fund<br>Balance<br>6/30/00 |
|---------|-------------------------------------|-------------------------|-------------------|-----------------------|------------------|-------------------|-------------------|----------------------------|
| MJN135  | McLean, Clark Memorial Award        |                         | 800               |                       |                  | 800               |                   | 0                          |
| MJN136  | Myre-McGaugh Journalism             |                         | 1,350             |                       |                  | 1,350             |                   | 0                          |
| MJN137  | Miller, Ronald E.                   | (525)                   | 3,525             |                       |                  | 500               |                   | 2,500                      |
| MJN138  | Jean Kountz Stearns Scholarship     |                         | 350               |                       |                  | 250               |                   | 100                        |
| MJN139  | Mooney, Guy Journalism              | 250                     | 200               |                       |                  | 450               |                   | 0                          |
| MJN140  | Shults, D. J. - Journalism          | 1                       | 4,649             |                       |                  | 4,650             |                   | 0                          |
| MJN141  | Powers, Dorothy Rochon              |                         | 2,200             |                       |                  | 2,200             |                   | 0                          |
| MJN142  | Northey, Dorcas Keach               |                         | 350               |                       |                  | 350               |                   | 0                          |
| MJN143  | Martin, Fred Scholarship            |                         | 1,350             |                       |                  |                   |                   | 1,350                      |
| MJN144  | Holter, MD Memorial Scholarship     |                         | 500               |                       |                  | 500               |                   | 0                          |
| MJN145  | 300 Durso, Joe Mt. Broadcasters Ass |                         | 3,500             | 41                    |                  |                   |                   | 3,541                      |
| MJN146  | 929 C.G. Rochon Scholarship         |                         | 1,000             |                       | 166              |                   |                   | 1,166                      |
| MLA108  | Battin, Judge James                 |                         | 1,100             |                       |                  | 1,100             |                   | 0                          |
| MLA109  | Crowley, H, H, T & D Law            |                         | 500               |                       |                  | 500               |                   | 0                          |
| MLA110  | Cremer, Edward A. Environmental     |                         | 200               |                       |                  | 200               |                   | 0                          |
| MLA111  | Lopach Family Scholarship           |                         | 450               |                       |                  | 450               |                   | 0                          |
| MLA114  | Williams, Walter Memorial           |                         | 3,650             |                       |                  | 3,650             |                   | 0                          |
| MLA116  | Clarke, Adeline                     |                         | 450               |                       |                  | 450               |                   | 0                          |
| MLA117  | Wright, R Memorial                  |                         | 1,000             |                       |                  | 1,000             |                   | 0                          |
| MLA118  | Williams, Linda- NAS Law            |                         | 3,250             |                       |                  | 3,250             |                   | 0                          |
| MLA119  | Justice William E/Mary V Hunt Sr    |                         | 1,000             |                       |                  | 1,000             |                   | 0                          |
| MLA121  | Brown, Gerbase, Cebull, Fult        |                         | 1,800             |                       |                  | 1,800             |                   | 0                          |
| MLA122  | Danielson, Walter                   |                         | 3,450             |                       |                  | 3,450             |                   | 0                          |
| MLA123  | Garlington, Lohn & Robinson         |                         | 1,000             |                       |                  | 1,000             |                   | 0                          |
| MLA124  | Keeley, William Memorial            |                         | 800               |                       |                  | 800               |                   | 0                          |
| MLA125  | Sarsfield Law                       |                         | 2,950             |                       |                  | 2,950             |                   | 0                          |
| MLA126  | Burke Family Law                    |                         | 1,500             |                       |                  | 1,500             |                   | 0                          |

## CURRENT RESTRICTED FUNDS

Combined Statement of Revenue, Expenditures and Changes in Fund Balance  
For Fiscal Year Ended June 30, 2000

### UM FOUNDATION SCHOLARSHIPS

| Index # | Account Name                          | Fund Balance<br>6/30/99 | Private<br>Grants | Transfers<br>In (Out) | Other<br>Revenue | Student<br>Awards | Other<br>Expenses | Fund<br>Balance<br>6/30/00 |
|---------|---------------------------------------|-------------------------|-------------------|-----------------------|------------------|-------------------|-------------------|----------------------------|
| MLA131  | Groene, Merle C Memorial              |                         | 700               |                       |                  | 300               |                   | 400                        |
| MLA132  | Gallatin County Law Association       |                         | 500               |                       |                  | 500               |                   | 0                          |
| MLA133  | Hatfield, Dorothy                     |                         | 1,200             |                       |                  | 1,000             |                   | 200                        |
| MLA134  | Acher, John P.                        |                         | 1,700             |                       |                  | 1,700             |                   | 0                          |
| MLA135  | Corette, Robert D.                    |                         | 950               |                       |                  | 950               |                   | 0                          |
| MLA136  | Haswell, Judge Frank                  |                         | 1,250             |                       |                  | 1,250             |                   | 0                          |
| MLA137  | Indian Law Students Fund              |                         | 1,600             |                       |                  | 1,600             |                   | 0                          |
| MLA138  | Angland, E. C. Memorial               |                         | 200               |                       |                  | 250               |                   | (50)                       |
| MLA139  | Boldt, Judge George                   |                         | 4,000             |                       |                  | 4,000             |                   | 0                          |
| MLA140  | Boone, William T.                     |                         | 3,200             |                       |                  | 3,200             |                   | 0                          |
| MLA141  | Briggs, Edwin                         |                         | 500               |                       |                  | 500               |                   | 0                          |
| MLA142  | Mccaffery, Joseph J                   |                         | 450               |                       |                  | 450               |                   | 0                          |
| MLA143  | Colton, Tom & Elizabeth               |                         | 800               |                       |                  | 800               |                   | 0                          |
| MLA144  | Davis, Vidah V.                       |                         | 1,350             |                       |                  | 1,350             |                   | 0                          |
| MLA145  | Elge, Frances                         | 100                     | 1,150             |                       |                  | 1,400             |                   | (150)                      |
| MLA146  | Mason, David & Helen - 1938 Law Class |                         | 700               |                       |                  | 700               |                   | 0                          |
| MLA147  | Green, John J.                        |                         | 2,350             |                       |                  | 2,350             |                   | 0                          |
| MLA148  | Prof. Albert Stone Scholarship        |                         | 250               |                       |                  | 250               |                   | 0                          |
| MLA149  | Hanson, Norman Legal Writing          |                         | 100               |                       |                  | 150               |                   | (50)                       |
| MLA150  | Holmes-McDowell Scholarship           |                         | 1,450             |                       |                  | 1,450             |                   | 0                          |
| MLA151  | Karlberg, Karl R.                     |                         | 3,300             |                       |                  | 3,300             |                   | 0                          |
| MLA152  | Kilbourne, James                      |                         | 1,100             |                       |                  | 1,250             |                   | (150)                      |
| MLA153  | Leaphart, Dean Charles W.             |                         | 950               |                       |                  | 950               |                   | 0                          |
| MLA154  | Loble, Judge Lester H.                |                         | 800               |                       |                  | 800               |                   | 0                          |
| MLA155  | McCulloh, Albyn F.                    |                         | 5,300             |                       |                  | 4,638             |                   | 662                        |
| MLA156  | McNamer, Burke Memorial               | 500                     |                   |                       |                  | 500               |                   | 0                          |
| MLA157  | Miller, Justin                        |                         | 650               |                       |                  | 725               |                   | (75)                       |



## CURRENT RESTRICTED FUNDS

Combined Statement of Revenue, Expenditures and Changes in Fund Balance  
For Fiscal Year Ended June 30, 2000

### UM FOUNDATION SCHOLARSHIPS

| Index # | Account Name                        | Fund Balance<br>6/30/99 | Private<br>Grants | Transfers<br>In (Out) | Other<br>Revenue | Student<br>Awards | Other<br>Expenses | Fund<br>Balance<br>6/30/00 |
|---------|-------------------------------------|-------------------------|-------------------|-----------------------|------------------|-------------------|-------------------|----------------------------|
| MLA158  | Mulroney, Thomas E.                 | 575                     | 1,350             |                       |                  | 1,925             |                   | 0                          |
| MLA159  | Pray, Charles N.                    |                         | 1,100             |                       |                  | 1,100             |                   | 0                          |
| MLA160  | Scott, William Family               |                         | 1,600             |                       |                  | 1,600             |                   | 0                          |
| MLA161  | Symmes, Weymouth                    |                         | 400               |                       |                  | 500               |                   | (100)                      |
| MLA162  | Sullivan, Dean Robert E.            |                         | 1,000             |                       |                  | 1,000             |                   | 0                          |
| MLA163  | Smith, Judge Russell & Mary         |                         | 750               |                       |                  | 531               |                   | 219                        |
| MLA165  | Jacobs, Theodore Memorial           |                         | 2,400             |                       |                  | 2,400             |                   | 0                          |
| MLA166  | Wheeler, Senator Burton K.          |                         | 1,050             |                       |                  | 1,050             |                   | 0                          |
| MLA167  | Williams, Shelton R.                | 863                     | 1,550             |                       |                  |                   | 712               | 1,701                      |
| MLA168  | Wilson, Neil S.                     |                         | 2,900             |                       |                  | 2,900             |                   | 0                          |
| MLA169  | Miller Memorial Law Scholarship     |                         | 650               |                       |                  | 650               |                   | 0                          |
| MLA170  | 63B Hunter Brown, Margery law schol |                         | 500               |                       |                  | 500               |                   | 0                          |
| MLA177  | Moulton Bellington Longo Mather     |                         | 2,000             |                       |                  | 2,000             |                   | 0                          |
| MLA179  | 82I Heavy Runner, Bonnie Scholarshi |                         | 300               | 143                   |                  |                   |                   | 443                        |
| MMA103  | Undergrad Math                      |                         | 13,200            |                       |                  | 13,200            |                   | 0                          |
| MMA105  | Johnson, Mac Family                 | 150                     | 2,850             |                       |                  | 3,000             |                   | 0                          |
| MMA107  | Bryan, Geo & Dorothy                | 3,200                   | 10,400            |                       |                  | 9,400             |                   | 4,200                      |
| MML106  | Fitzgerald,JH/RM Library            |                         | 1,300             |                       |                  | 1,000             |                   | 300                        |
| MMS101  | Lewis/Butte High School             | 75                      | 525               |                       |                  | 600               |                   | 0                          |
| MMS102  | Col. Davis Scholarship              |                         | 550               |                       |                  | 550               |                   | 0                          |
| MMS103  | Roberts, Colonel Sam & Kathlee      | 75                      | 425               |                       |                  | 10,500            |                   | (10,000)                   |
| MMS104  | Lewis ROTC Scholarship              | 200                     | 10,100            |                       |                  | 7,000             |                   | 3,300                      |
| MMS105  | 98F Roberts, Col Sam & Kathleen     |                         | 10,000            | 1,070                 |                  |                   |                   | 11,070                     |
| MNA104  | Dennison, George & Jane             | 825                     | 1,075             |                       |                  | 1,900             |                   | 0                          |
| MNA105  | Eck, Dennis & Gretchen              | 350                     | 3,150             |                       |                  | 2,100             |                   | 1,400                      |
| MNA106  | Furry, C I & Stella                 |                         |                   |                       |                  | 4,000             |                   | (4,000)                    |
| MNA107  | Sappenfield Scholarship             |                         | 1,100             |                       |                  | 1,100             |                   | 0                          |

# CURRENT RESTRICTED FUNDS

Combined Statement of Revenue, Expenditures and Changes in Fund Balance  
For Fiscal Year Ended June 30, 2000

## UM FOUNDATION SCHOLARSHIPS

4100

| Index # | Account Name                        | Fund Balance<br>6/30/99 | Private<br>Grants | Transfers<br>In (Out) | Other<br>Revenue | Student<br>Awards | Other<br>Expenses | Fund<br>Balance<br>6/30/00 |
|---------|-------------------------------------|-------------------------|-------------------|-----------------------|------------------|-------------------|-------------------|----------------------------|
| MNA108  | Bergan, Knute W.                    | 7,200                   | 18,150            |                       |                  | 21,700            |                   | 3,650                      |
| MNA109  | Fields, Ralph & Hulda               | 4,075                   | 15,925            |                       |                  | 20,000            |                   | 0                          |
| MNA110  | Hileman Family Scholarship          |                         | 1,050             |                       |                  | 1,050             |                   | 0                          |
| MNA111  | Merriam, Alan D. Scholarship        | 600                     | 1,550             |                       |                  | 2,075             |                   | 75                         |
| MNA112  | Lucas, Anna Marie                   |                         | 700               |                       |                  | 700               |                   | 0                          |
| MNA113  | Stark, Kate & Russell F.            | 750                     | 5,900             |                       |                  | 6,550             |                   | 100                        |
| MNA114  | Phillips, Alice                     |                         | 4,650             |                       |                  | 4,100             |                   | 550                        |
| MNA115  | Garess, Marion                      |                         | 650               |                       |                  | 650               |                   | 0                          |
| MNA116  | Staffanson, Julia H.                | 525                     | 600               |                       |                  | 1,200             |                   | (75)                       |
| MNA117  | 82I Heavy Runner, Bonnie Scholarshi |                         |                   | 95                    |                  | 800               |                   | (705)                      |
| MPA101  | Shallenberger/Alumni                | 200                     | 1,900             |                       |                  | 2,100             | 3                 | (3)                        |
| MPC107  | Grebeldinger, Susan K               |                         | 1,000             |                       |                  | 1,000             |                   | 0                          |
| MPC108  | Newberry, Anthony                   |                         | 500               |                       |                  | 500               |                   | 0                          |
| MPC109  | Robertson, Alan D Memorial          |                         | 650               |                       |                  | 650               |                   | 0                          |
| MPC110  | Waldron, Maud & Grover              |                         | 700               |                       |                  | 700               |                   | 0                          |
| MPC111  | 76H Thomas Payne Memorial Sch       |                         |                   | 150                   |                  |                   |                   | 150                        |
| MPH105  | Bell Pharmacy                       |                         | 625               |                       |                  | 625               |                   | 0                          |
| MPH111  | Alkire-Rutherford Scholarship       |                         | 1,650             |                       |                  | 1,650             |                   | 0                          |
| MPH112  | MT State Pharmaceutical Assoc       |                         | 1,700             |                       |                  | 1,700             |                   | 0                          |
| MPH113  | Coffee, Sidney S.                   |                         | 3,650             |                       |                  | 3,650             |                   | 0                          |
| MPH114  | Ackerly, Roger E                    |                         | 1,350             |                       |                  | 1,350             |                   | 0                          |
| MPH115  | Snyder                              |                         | 500               |                       |                  | 500               |                   | 0                          |
| MPH116  | Wilson, Vince Scholarship           | (400)                   | 800               |                       |                  |                   |                   | 400                        |
| MPH117  | Wedum, James W.                     | 50                      | 15,500            |                       |                  | 15,600            |                   | (50)                       |
| MPH118  | Shopko Corp. Scholarship            |                         | 1,000             |                       |                  | 1,000             |                   | 0                          |
| MPH121  | Evert, Nora Staael Award            | (200)                   |                   |                       |                  | 800               |                   | (1,000)                    |
| MPH123  | Community Medical Center            | 600                     | 700               |                       |                  | 1,300             |                   | 0                          |

## CURRENT RESTRICTED FUNDS

Combined Statement of Revenue, Expenditures and Changes in Fund Balance  
For Fiscal Year Ended June 30, 2000

### UM FOUNDATION SCHOLARSHIPS

| Index #                                     | Account Name                        | Fund Balance<br>6/30/99 | Private<br>Grants  | Transfers<br>In (Out) | Other<br>Revenue | Student<br>Awards  | Other<br>Expenses | Fund<br>Balance<br>6/30/00 |
|---|-------------------------------------|-------------------------|--------------------|-----------------------|------------------|--------------------|-------------------|----------------------------|
| MPH124                                      | Evert, Noral Staael                 |                         | 750                |                       |                  | 750                |                   | 0                          |
| MPH125                                      | Kolstad, Kenneth Memorial           |                         | 200                |                       |                  | 200                |                   | 0                          |
| MPH126                                      | Chinske,Edward E.-Alumni            |                         | 250                |                       |                  | 250                |                   | 0                          |
| MPH127                                      | Wailes, John Scholarship            |                         | 450                |                       |                  | 450                |                   | 0                          |
| MPH128                                      | 62F Sullivan Scholarship Endowment  |                         | 500                |                       |                  | 500                |                   | 0                          |
| MPH129                                      | 733 Kradolfer, Ernest I & Ruth A Sc |                         | 650                |                       |                  | 650                |                   | 0                          |
| MPH130                                      | 74C L.D. Polich Scholarship Fund    |                         | 1,000              |                       |                  | 1,000              |                   | 0                          |
| MPH131                                      | 767 Carlson/Warner Lambert          |                         | 500                |                       |                  | 500                |                   | 0                          |
| MPL101                                      | Erasmus Scholarship                 | 4,364                   | 48,636             |                       | (474)            | 25,394             |                   | 27,132                     |
| MPL102                                      | Herbig, Cynthia Public Service      |                         | 400                |                       |                  | 400                |                   | 0                          |
| MPL104                                      | Anderson, J. M. Memorial Fund       | 5,317                   |                    |                       |                  | 1,500              |                   | 3,817                      |
| MPR102                                      | UM Rodeo Club                       | 2,711                   | 24,544             |                       |                  | 27,255             |                   | 0                          |
| MPR103                                      | Pealow, Harry & Mollie Abshire      | 1,449                   | 2,501              |                       |                  | 3,750              |                   | 200                        |
| MPS102                                      | Greenberger, Dr. & Mrs. Morton      | 371                     | 2,229              |                       |                  | 2,400              |                   | 200                        |
| MPV101                                      | Bennet, Ruth Memorial               |                         | 250                |                       |                  | 250                |                   | 0                          |
| MSA101                                      | 73K Olive "Rusty" Jacobs Scholar    |                         |                    |                       | 1                |                    |                   | 1                          |
| MSA106                                      | 768 Stratton, Jessica J Scholarship |                         | 250                |                       |                  | 250                |                   | 0                          |
| MSC103                                      | Shields, Dick Memorial              |                         | 650                |                       |                  | 650                |                   | 0                          |
| MSC104                                      | Blumenthal, Albert                  |                         | 350                |                       |                  | 350                |                   | 0                          |
| MSW103                                      | Mahoney, Mary Pat                   |                         | 650                |                       |                  | 650                |                   | 0                          |
| VARIOUS                                     | Erasmus Work Award                  | 10,026                  |                    |                       | 474              |                    | 5,471             | 5,029                      |
| <b>TOTAL UM FOUNDATION<br/>SCHOLARSHIPS</b> |                                     | <b>\$120,745</b>        | <b>\$1,614,182</b> | <b>\$5,199</b>        | <b>\$167</b>     | <b>\$1,560,141</b> | <b>\$9,333</b>    | <b>\$170,819</b>           |

**Section V**

**STUDENT LOAN FUNDS**

**Page**

**Balance Sheet**

**5.01**

**Combined Statement of Revenue, Expenditures and Changes In Fund Balance For:**

**Federal Student Loan Funds**

**5.02**

**The University of Montana Loan Funds**

**5.03**



THIS PAGE  
INTENTIONALLY  
LEFT BLANK

# STUDENT LOAN FUNDS

Balance Sheet

June 30, 2000

|   | Federal Perkins<br>Student Loans | Health Professional Loans<br>for Disadvantaged Students | The University of Montana<br>Student Loans | Total for All<br>Student Loans |
|---|----------------------------------|---|--|--------------------------------|
| <b>ASSETS:</b>                            |                                  |   |  |                                |
| Cash:                                     |                                  |   |  |                                |
| Cash in State Treasury                    | \$10,724                         | \$2,676   | \$104,324                                  | \$117,724                      |
| Cash on Hand and in Trustee Bank          | 6,387                            |   |  | \$6,387                        |
| Total Cash                                | 17,111                           | 2,676   | 104,324                                    | 124,111                        |
| Investments                               | 200,000                          | 3,400   | 264,100                                    | 467,500                        |
| Accounts Receivable:                      |                                  |   |  |                                |
| Accounts Receivable                       | 108,831                          | 207   |  | 109,038                        |
| Receivable from Federal Government        | 46,018                           |   |  | 46,018                         |
| Receivable from State Government          | 672                              |   | 202  | 874                            |
| Due from Other Entities                   | 8,193                            |   | 146  | 8,339                          |
| Total Accounts Receivable                 | 163,714                          | 207   | 348  | 164,269                        |
| Notes Receivable:                         |                                  |   |  |                                |
| Short-term Notes Receivable               |                                  |   | 139,216                                    | 139,216                        |
| Long-term Notes Receivable                | 7,683,749                        | 86,384  | 276,380                                    | 8,046,513                      |
| Allowance for Doubtful Accounts           | (40,136)                         |   | (8,258)                                    | (48,394)                       |
| Total Notes Receivable                    | 7,643,613                        | 86,384  | 407,338                                    | 8,137,335                      |
| <b>TOTAL ASSETS</b>                       | <b>\$8,024,438</b>               | <b>\$92,667</b>   | <b>\$776,110</b>                           | <b>\$8,893,215</b>             |
| <b>LIABILITIES AND FUND BALANCE:</b>      |                                  |   |  |                                |
| Liabilities:                              |                                  |   |  |                                |
| Accounts Payable                          | \$2,130                          |   | \$147                                      | \$2,277                        |
| Due to Other Entities                     | 132                              |   | 100  | 232                            |
| Total Liabilities                         | 2,262                            |   | 247  | 2,509                          |
| Fund Balance:                             |                                  |   |  |                                |
| U.S. Government Grants Refundable         | 8,022,176                        | 92,667  |  | 8,114,843                      |
| University Unreserved                     |                                  |   | 775,863                                    | 775,863                        |
| Total Fund Balance                        | 8,022,176                        | 92,667  | 775,863                                    | 8,890,706                      |
| <b>TOTAL LIABILITIES AND FUND BALANCE</b> | <b>\$8,024,438</b>               | <b>\$92,667</b>   | <b>\$776,110</b>                           | <b>\$8,893,215</b>             |

# FEDERAL STUDENT LOAN FUNDS

Combined Statement of Revenue, Expenditures and Changes in Fund Balance  
For Fiscal Year Ended June 30, 2000

|  | Federal Perkins<br>Student Loan Fund | Health Professional Loans<br>for Disadvantaged Students | Total Federal<br>Student Loan Funds |
|--|--------------------------------------|---|-------------------------------------|
| REVENUE AND OTHER ADDITIONS:                     |                                      |   |                                     |
| Interest and Recoveries on Loans:                |                                      |   |                                     |
| Interest on Notes Receivable                     | \$139,535                            | \$1,945   | \$141,480                           |
| Late Charges on Notes Receivable                 | 13,213                               | 28  | 13,241                              |
| Total Interest & Recoveries on Loans             | 152,748                              | 1,973   | 154,721                             |
| Cancellation Reimbursement                       | 88,354                               |   | 88,354                              |
| Federal Capital Contributions                    | 181,817                              |   | 181,817                             |
| Institutional Matching                           | 63,370                               |   | 63,370                              |
| Interest on Investments                          | 6,412                                | 120   | 6,532                               |
| <b>TOTAL REVENUE AND OTHER ADDITIONS</b>         | <b>492,701</b>                       | <b>2,093</b>  | <b>494,794</b>                      |
| EXPENDITURES AND OTHER DEDUCTIONS:               |                                      |   |                                     |
| Cancellations:                                   |                                      |   |                                     |
| Military and Teacher                             | 36,263                               |   | 36,263                              |
| Death, Disability & Bankruptcy                   | 14,382                               |   | 14,382                              |
| Law Enforcement                                  | 7,029                                |   | 7,029                               |
| Nurse & Medical Technician                       | 15,311                               |   | 15,311                              |
| Peace Corps & High Risk                          | 14,671                               |   | 14,671                              |
| Total Cancellations                              | 87,656                               |   | 87,656                              |
| Defaulted Loans Assigned to U.S. Government      | 48,869                               |   | 48,869                              |
| Due Diligence Write Offs                         | 194                                  | 1,421   | 1,615                               |
| Administrative Cost                              | 142,000                              |   | 142,000                             |
| Collection Costs                                 | 21                                   |   | 21                                  |
| Allowance for Doubtful Accounts                  | 4,551                                |   | 4,551                               |
| <b>TOTAL EXPENDITURES &amp; OTHER DEDUCTIONS</b> | <b>283,291</b>                       | <b>1,421</b>  | <b>284,712</b>                      |
| <b>Net Increase (Decrease) to Fund Balance</b>   | <b>209,410</b>                       | <b>672</b>  | <b>210,082</b>                      |
| Fund Balance at Beginning of Year                | 7,812,766                            | 91,995  | 7,904,761                           |
| <b>Fund Balance at End of Year</b>               | <b>\$8,022,176</b>                   | <b>\$92,667</b>   | <b>\$8,114,843</b>                  |

# THE UNIVERSITY OF MONTANA STUDENT LOAN FUNDS

## Combined Statement of Revenues, Expenditures and Changes in Fund Balance

For Fiscal Year Ended June 30, 2000

| Index #                     | Account Name                     | Fund<br>Balance<br>7/1/99 | Interest<br>Coll. on<br>Loans | Interest<br>Coll. on<br>Invest. | Bad<br>Debt<br>Coll. | Gifts &<br>Donat. | Coll.<br>Cost | Bad<br>Debt<br>Loss | Trans. | Fund<br>Balance<br>6/30/00 |
|-----------------------------|----------------------------------|---------------------------|-------------------------------|---------------------------------|----------------------|-------------------|---------------|---------------------|--------|----------------------------|
| MBZ938                      | Bear Child Memorial              | \$829                     | \$7                           | \$19                            | \$                   | \$                | \$            | \$59                | \$     | \$796                      |
| MBZ902                      | Alumni Emergency                 | 6,108                     | 60                            | 78                              |                      |                   |               | 400                 |        | 5,846                      |
| MBZ903                      | ASUM                             | 58,096                    | 263                           | 3,151                           | 445                  |                   | (3)           | 1,139               |        | 60,819                     |
| MBZ904                      | Assoc. Women Students            | 386                       |                               | 26                              |                      |                   |               |                     | 200    | 612                        |
| MBZ905                      | Class of 1923                    | 95                        |                               |                                 |                      |                   |               |                     |        | 95                         |
| MBZ906                      | College of Technology            | 9,006                     |                               | 531                             |                      |                   |               |                     |        | 9,537                      |
| MBZ907                      | Forestry Club                    | 59,009                    |                               | 3,400                           |                      |                   |               | 70                  |        | 62,339                     |
| MBZ908                      | U of M General                   | 450                       | 1                             |                                 |                      |                   |               | 8                   |        | 443                        |
| MBZ909                      | Law School Emergency             | 36,229                    | 100                           | 1,575                           | 79                   |                   | 34            | 484                 |        | 37,465                     |
| MBZ910                      | Burroughs Welcome                | 54,913                    | 136                           | 1,637                           |                      |                   |               | 470                 |        | 56,216                     |
| MBZ911                      | Kellogg                          | 7,941                     | 51                            | 295                             |                      |                   | 11            | 436                 |        | 7,840                      |
| MBZ912                      | Kappa Psi                        | 480                       |                               | 24                              |                      |                   |               |                     |        | 504                        |
| MBZ913                      | Montana Bankers                  | 2,305                     |                               | 137                             |                      |                   |               |                     |        | 2,442                      |
| MBZ914                      | Argo Memorial                    | 452                       | 8                             | 6                               |                      |                   |               | 8                   |        | 458                        |
| MBZ915                      | Rotary Club                      | 817                       | 4                             | 22                              |                      |                   |               | 4                   |        | 839                        |
| MBZ916                      | Law-Charlotte Russell            | 6,777                     |                               | 402                             |                      |                   |               |                     |        | 7,179                      |
| MBZ917                      | Western MT Medical Assoc.        | 2,491                     |                               | 145                             |                      |                   |               |                     |        | 2,636                      |
| MBZ918                      | Glen Smith Memorial              | 1,981                     |                               | 77                              |                      |                   |               | 18                  |        | 2,040                      |
| MBZ919                      | Henry Strong                     | 99,244                    | 1,831                         | 263                             |                      | 10,000            | 1             | 3,337               |        | 108,000                    |
| MBZ920                      | Law School Longterm              | 150,768                   | 1,144                         | 1,638                           |                      |                   | (1)           | 4,811               |        | 148,740                    |
| MBZ921                      | Law-Gordon R. Hickman            | 5,000                     | 31                            | 113                             |                      | 300               |               | 58                  |        | 5,386                      |
| MBZ922                      | Law-A.K. Smith Memorial          | 45,579                    | 125                           | 89                              |                      | 200               |               | 750                 |        | 45,243                     |
| MBZ923                      | Phoenix Club                     | 919                       |                               | 50                              |                      |                   |               |                     |        | 969                        |
| MBZ924                      | The UM Short Term Fund           | 127,008                   | 949                           | 1,540                           | 651                  |                   |               | 10,107              |        | 120,041                    |
| MBZ925                      | Fdn. General                     | 799                       | 24                            | 5                               |                      |                   |               | 11                  | (200)  | 617                        |
| MBZ926                      | Fdn. Butte AAUW                  | 1,454                     | 3                             | 26                              |                      |                   |               | 200                 |        | 1,283                      |
| MBZ927                      | Fdn. W.J. Gallagher C.O.T.       | 8,791                     |                               | 457                             |                      |                   |               |                     |        | 9,248                      |
| MBZ928                      | Fdn. F. W. Paul                  | 9,831                     |                               | 117                             | 200                  |                   | (19)          | 1,333               |        | 8,834                      |
| MBZ929                      | Fdn. Joint Memorial              | 1,207                     | 2                             | 43                              |                      |                   |               |                     |        | 1,252                      |
| MBZ930                      | Fdn. Foreign Student             | 3,032                     |                               | 64                              |                      | 83                |               | 28                  |        | 3,151                      |
| MBZ931                      | Fdn. Carnel, Porter, Still (SPE) | 4,434                     |                               | 232                             |                      |                   |               | 316                 |        | 4,350                      |
| MBZ932                      | Fdn. Friedlund Banking           | 19,333                    | 27                            | 1,060                           | 69                   |                   | 7             | 185                 |        | 20,297                     |
| MBZ933                      | Fdn. Friedlund Music             | 7,550                     | 39                            | 317                             |                      |                   |               | 49                  |        | 7,857                      |
| MBZ934                      | Fdn. E. C. Crary Memorial        | 416                       |                               | 21                              |                      |                   |               |                     |        | 437                        |
| MBZ935                      | Fdn. Kyi-Yo Indian Club          | 1,250                     | 6                             | 18                              | 146                  |                   | (9)           | 169                 |        | 1,260                      |
| MBZ936                      | Fdn. Vaughn Family               | 2,151                     | 10                            | 60                              |                      |                   |               | 8                   |        | 2,213                      |
| MBZ937                      | Fdn. Finlen Memorial Law         | 15,988                    | 26                            | 202                             |                      |                   |               | 924                 |        | 15,292                     |
| MBZ939                      | Fdn. Sadie Erickson              | 3,491                     |                               | 163                             |                      |                   |               | 14                  |        | 3,640                      |
| MBZ940                      | Fdn. Hulda Fields NAS            | 2,720                     | 22                            | 43                              | 104                  |                   | (10)          | 302                 |        | 2,597                      |
| MBZ941                      | Fdn Vienna Music Program         | 4,988                     |                               | 160                             |                      | 2,000             |               | 98                  |        | 7,050                      |
| TOTAL STUDENT<br>LOAN FUNDS |                                  | \$764,318                 | \$4,869                       | \$18,206                        | \$1,694              | \$12,583          | \$11          | \$25,796            | \$0    | \$775,863                  |



**Section VI**

**ENDOWMENT FUNDS & FUNDS FUNCTIONING AS ENDOWMENTS**

**Page**

**Combined Statement of Revenue, Expenditures and  
Changes In Fund Balance**

**6.01-6.02**

THIS PAGE  
INTENTIONALLY  
LEFT BLANK

**ENDOWMENT FUNDS AND FUNDS FUNCTIONING AS ENDOWMENTS**  
**Combined Statement of Revenues, Expenditures and Changes in Fund Balance**  
**For Fiscal Year Ended June 30, 2000**

| Index #                      | Account Name                                | Fund<br>Balance<br>7/1/99 | Net Change       | Fund<br>Balance<br>6/30/2000 | FY2000<br>Income |
|------------------------------|---|---------------------------|------------------|------------------------------|------------------|
| <b>ENDOWMENT FUNDS</b>       |   |                           |                  |                              |                  |
| MFR148                       | Wilson, Leslie-Forestry Gift Account        | \$10,633                  | \$390            | \$11,023                     | \$533            |
| MCM103                       | Aber, W.M. Oratory                          | 1,071                     | 39               | 1,110                        | 54               |
| MJN104                       | Anderson, Don-Journalism                    | 21,805                    | 799              | 22,604                       | 1,094            |
| MPC103                       | Bennett, Philo S.                           | 1,199                     | 44               | 1,243                        | 60               |
| MLA107                       | Baldwin, Charles S. Scholarship             | 1,020                     | 37               | 1,057                        | 51               |
| MFI103                       | Bonner, E. L.                               | 6,699                     | 246              | 6,944                        | 336              |
| MJN105                       | Bue, Olaf J.-Journalism                     | 1,274                     | 47               | 1,321                        | 64               |
| MIA102                       | Caras, James-Athletics                      | 4,850                     | 178              | 5,027                        | 243              |
| MFR103                       | Clark, Earl Scholarship-Forestry            | 2,039                     | 75               | 2,114                        | 102              |
| MJN106                       | Chaffin, Glen Memorial-Journalism           | 1,008                     | 37               | 1,044                        | 51               |
| MIP101                       | Class of 1904                               | 816                       | 30               | 846                          | 41               |
| MCH104                       | Cahill, William P. Memorial                 | 5,016                     | 337              | 5,353                        | 350              |
| MIP102                       | Duniway, Pres. C.S.-Honor Scholarship-Books | 407                       | 15               | 422                          | 20               |
| MFA103                       | Fell Oskins Scholarship                     | 103,877                   | 6,976            | 110,853                      | 9,050            |
| MLA115                       | Groene, M.C.                                | 5,098                     | 187              | 5,285                        | 256              |
| MBU114                       | Helbing Memorial                            | 3,059                     | 112              | 3,171                        | 153              |
| MFR106                       | Hileman, Robert I. Memorial Scholarship     | 1,173                     | 43               | 1,216                        | 59               |
| MED107                       | Home Economics Leadership Scholarship       | 2,040                     | 75               | 2,115                        | 102              |
| MFA119                       | Inch, Herbert                               | 15,295                    | 561              | 15,856                       | 767              |
| MFR110                       | Kohner, William G.-Forestry                 | 7,572                     | 278              | 7,849                        | 380              |
| MJN114                       | Lanstrum, Blanche Coppo                     | 2,804                     | 103              | 2,907                        | 141              |
| MNA103                       | Peter Jonathan Law Memorial Scholarship     | 510                       | 19               | 528                          | 26               |
| MEN103                       | Lewis, Joyce Annie Memorial                 | 255                       | 9                | 265                          | 13               |
| MCM104                       | Norvelle Lee Speech Scholarship             | 5,098                     | 187              | 5,285                        | 256              |
| MLA127                       | O'Rourke, Arthur W. Scholarship             | 1,020                     | 37               | 1,057                        | 51               |
| MPC104                       | Bronson, William E. Memorial                | 1,020                     | 37               | 1,057                        | 51               |
| MEC102                       | Ryman, J.H.T. Economics & Sociology         | 36,584                    | 1,341            | 37,925                       | 1,835            |
| MBI106                       | Severy, J.W.-Botany                         | 477                       | 17               | 494                          | 24               |
| MJN124                       | Shirley, Richard Memorial-Journalism        | 1,656                     | 61               | 1,717                        | 83               |
| MJN125                       | Theta Sigma Phi - Journalism                | 1,188                     | 44               | 1,231                        | 60               |
| MFR117                       | Thompson, Silas R. Jr.-Forestry             | 5,098                     | 187              | 5,285                        | 256              |
| MBI107                       | Waters, Charles Award-Botany                | 372                       | 14               | 386                          | 19               |
| MHC104                       | Watkins, Anna D. & Gordon S. Scholarship    | 360,499                   | 13,215           | 373,714                      | 18,087           |
| MFR122                       | Buckhahn, R.A. Memorial-Forestry            | 3,714                     | 136              | 3,851                        | 186              |
| MBU151                       | Callahan, Mark Memorial-Bus. Admin.         | 1,175                     | 43               | 1,219                        | 59               |
| MBI108                       | Gebhart, Dr. J.W. Botany                    | 569                       | 21               | 590                          | 29               |
| MFR132                       | Green, Chris Scholarship                    | 3,058                     | 112              | 3,170                        | 153              |
| MFR134                       | Kennedy, Bob Scholarship                    | 3,058                     | 112              | 3,170                        | 153              |
| MMA106                       | Lennes-Mathematics                          | 2,697                     | 99               | 2,796                        | 135              |
| MLA970                       | Dixon, W.W. Law Professor & Library Books   | 73,838                    | 2,707            | 76,545                       | 3,704            |
| MLA971                       | Murphy, William L. Trust-Law                | 1,182,130                 | 43,334           | 1,225,464                    | 59,309           |
| MRM901                       | Center for the Rocky Mountain West          | 529,968                   | 128,927          | 658,895                      | 24,375           |
| MML907                       | Phillips, Paul Chrisler Memorial Collection | 12,747                    | 467              | 13,214                       | 639              |
| MML908                       | Ryman, J.H.T. Economics & Sociology Library | 7,648                     | 280              | 7,928                        | 384              |
| <b>TOTAL ENDOWMENT FUNDS</b> |   | <b>\$2,433,130</b>        | <b>\$202,014</b> | <b>\$2,635,144</b>           | <b>\$123,796</b> |

**ENDOWMENT FUNDS AND FUNDS FUNCTIONING AS ENDOWMENTS**  
**Combined Statement of Revenues, Expenditures and Changes in Fund Balance**  
**For Fiscal Year Ended June 30, 2000**

| Index #                                      | Account Name                     | Fund<br>Balance<br>7/1/99 | Net Change      | Fund<br>Balance<br>6/30/2000 | FY2000<br>Income |
|--|----------------------------------|---------------------------|-----------------|------------------------------|------------------|
| <b>FUNDS FUNCTIONING AS ENDOWMENTS</b>       |                                  |                           |                 |                              |                  |
| MPR100                                       | Fitz - President's Gift Account  | \$89,390                  | \$3,277         | \$92,667                     | \$4,485          |
| MFR147                                       | Bandy Ranch                      | 612,149                   | 22,462          | 634,612                      | 30,772           |
| MSC102                                       | Fligelman Endowment              | 2,549                     | 93              | 2,642                        | 128              |
| MML105                                       | Ulvestad Trust                   | 53,970                    | 1,978           | 55,948                       | 2,708            |
| MJN104                                       | Anderson - Journalism            | 5,491                     | 206             | 5,697                        | 276              |
| MLA112                                       | Fitz, Virginia M. Scholarship    | 29,796                    | 1,092           | 30,889                       | 1,495            |
| MMA104                                       | Hashisaki Scholarship            | 20,161                    | 2,869           | 23,031                       | 972              |
| MF1122                                       | Jim Clutis Scholarship           | 3,110                     | 114             | 3,224                        | 156              |
| MF1123                                       | College of Technology Memorial   | 5,894                     | 216             | 6,110                        | 296              |
| MF1124                                       | Lula Clay Scholarship            | 11,543                    | 423             | 11,966                       | 579              |
| MF1125                                       | Gallagher Scholarship            | 50,985                    | 1,869           | 52,854                       | 2,558            |
| Various                                      | Fort Missoula Land Sale Proceeds | 486,824                   | -               | 486,824                      | -                |
| <b>TOTAL FUNDS FUNCTIONING AS ENDOWMENTS</b> |                                  | <b>\$1,371,864</b>        | <b>\$34,600</b> | <b>\$1,406,464</b>           | <b>\$44,425</b>  |
|  |                                  |                           |                 |                              |                  |
| Accumulated Increase(decrease)Fair Value     |                                  | \$939,579                 | (\$152,585)     | \$786,994                    |                  |
|  |                                  |                           |                 |                              |                  |
| <b>TOTAL ALL ENDOWMENT FUNDS</b>             |                                  | <b>\$4,744,573</b>        | <b>\$84,028</b> | <b>\$4,828,601</b>           | <b>\$168,220</b> |



## **Section VII**

### **PLANT FUNDS**

#### **Page**

|   |                  |
|---|------------------|
| <b>Combined Balance Sheet</b>   | <b>7.01</b>      |
| <b>Statement of Plant Fund Resources</b>  | <b>7.02-7.03</b> |
| <b>Combined Statement of Revenue, Expenditures and Changes In Fund Balance For:</b> |                  |
| <b>Retirement of Indebtedness Accounts</b>  | <b>7.04-7.05</b> |
| <b>Unexpended Plant</b>   | <b>7.06-7.07</b> |
| <b>Unexpended Plant - Bond Construction Funds</b>                                   | <b>7.08-7.11</b> |
| <b>Renewal and Replacement</b>  | <b>7.12-7.17</b> |
| <b>Auxiliary Renewal and Replacement</b>  | <b>7.18-7.19</b> |
| <b>Facilities Services Renewal and Replacement</b>                                  | <b>7.20</b>      |
| <b>Debt Disclosure</b>  | <b>7.21-7.24</b> |

# PLANT FUNDS

## Combined Balance Sheet

June 30, 2000

|   | Unexpended<br>Plant | Renewal &<br>Replacement | Retirement<br>Of<br>Indebtedness | Net Investment<br>In Plant | TOTAL                |
|---|---------------------|--------------------------|----------------------------------|----------------------------|----------------------|
| <b>ASSETS</b>                           |                     |                          |                                  |                            |                      |
| Cash                                    | (\$554,278)         | \$1,675,519              | (\$315,977)                      | \$                         | \$805,264            |
| Due From Other Entities                 | 180,847             | 144,837                  | 198,159                          |                            | 523,843              |
| Advances to Other Funds                 | 29,343              | 39,326                   | 337,932                          |                            | 406,601              |
| Prepaid Expenses                        | 12,168              |                          |                                  |                            | 12,168               |
| Interest Receivable                     | 89,592              | 1,256                    | 1,218                            |                            | 92,066               |
| Employee Advances                       | 6                   |                          |                                  |                            | 6                    |
| STIP Investments                        | 800,000             | 3,396,241                | 1,539,600                        |                            | 5,735,841            |
| Investments Admin. by Agencies          | 11,316,493          | 501,502                  | 260,015                          |                            | 12,078,010           |
| Long-term Investments Admin by Agencies |                     | 84                       |                                  |                            | 84                   |
| Unamortized Bond Issue Costs            |                     |                          | 1,733,014                        |                            | 1,733,014            |
| Discount on Bonds Payable               |                     |                          | 1,978,913                        |                            | 1,978,913            |
| Work-In-Process                         | 14,384,223          | 1,971,980                |                                  | 3,258,309                  | 19,614,512           |
| Intangible Assets                       |                     |                          |                                  | 1,087,222                  | 1,087,222            |
| Land                                    |                     |                          |                                  | 4,898,188                  | 4,898,188            |
| Buildings                               |                     |                          |                                  | 202,093,774                | 202,093,774          |
| Other Improvements                      |                     |                          |                                  | 7,216,500                  | 7,216,500            |
| Equipment                               |                     |                          |                                  | 25,437,531                 | 25,437,531           |
| Library Books                           |                     |                          |                                  | 36,341,498                 | 36,341,498           |
| Museum & Art Collections                |                     |                          |                                  | 4,703,552                  | 4,703,552            |
| Livestock                               |                     |                          |                                  | 189,305                    | 189,305              |
| <b>TOTAL ASSETS</b>                     | <b>\$26,258,394</b> | <b>\$7,730,745</b>       | <b>\$5,732,874</b>               | <b>\$285,225,879</b>       | <b>\$324,947,892</b> |

## LIABILITIES AND FUND BALANCE

|   |                     |                    |                    |                      |                      |
|---|---------------------|--------------------|--------------------|----------------------|----------------------|
| Accrued Expend./Accounts Payable              | \$631,618           | \$65,410           | \$823,111          | \$                   | \$1,520,139          |
| Due To Other Entities                         | 6,204               | 69,049             | 1,355              |                      | 76,608               |
| Due To Other Agencies                         |                     | 16,495             |                    |                      | 16,495               |
| Deferred Revenue                              | 113,552             | 14,951             | 48,691             |                      | 177,194              |
| Installment Purchases/Lease Payable           |                     |                    |                    | 1,037,631            | 1,037,631            |
| Bonds Payable                                 | 16,679,597          |                    | 3,730,223          | 80,782,900           | 101,192,720          |
| Notes Payable                                 |                     |                    |                    | 2,032,294            | 2,032,294            |
| Sponsored Program Fixed Assets                |                     |                    |                    | 14,596,100           | 14,596,100           |
| Donated Fixed Assets                          |                     |                    |                    | 18,356,621           | 18,356,621           |
| Investment in Plant                           |                     |                    |                    | 167,333,111          | 167,333,111          |
| Intangible Investment in Plant                |                     |                    |                    | 1,087,222            | 1,087,222            |
| Compensated Absences                          |                     | 394                |                    |                      | 394                  |
| Fund Balance                                  | 8,827,423           | 7,564,446          | 1,129,494          |                      | 17,521,363           |
| <b>TOTAL LIABILITIES<br/>AND FUND BALANCE</b> | <b>\$26,258,394</b> | <b>\$7,730,745</b> | <b>\$5,732,874</b> | <b>\$285,225,879</b> | <b>\$324,947,892</b> |

Statement of Plant Fund Resources  
For Fiscal Year Ended June 30, 2000

|                                    | Private<br>Gifts   | Student<br>Fees    | Other<br>Income     | Investment<br>Income | Allocations<br>Within Fund |
|------------------------------------|--------------------|--------------------|---------------------|----------------------|----------------------------|
| <b>RETIREMENT OF INDEBTEDNESS:</b> |                    |                    |                     |                      |                            |
| Revenue Bonds                      | \$                 | \$                 | \$44,659,904        | \$20,154             | \$6,487,169                |
| <b>Revenue accounts:</b>           |                    |                    |                     |                      |                            |
| Student Fees                       |                    | 1,086,861          |                     |                      | (1,025,172)                |
| Revenue Pools                      |                    |                    | 2,377               | 22,944               | (5,461,997)                |
| <b>UNEXPENDED PLANT:</b>           |                    |                    |                     |                      |                            |
| Bond Construction Funds            |                    |                    |                     | 730,006              | (124,828)                  |
| Unexpended Plant *                 | 2,088,472          | 2,204,707          | 819,286             | 102,072              | 124,828                    |
| <b>RENEWAL &amp; REPLACEMENT:</b>  |                    |                    |                     |                      |                            |
| Renewal & Replacement              |                    |                    | 136,209             | 261,370              |                            |
| Auxiliaries R & R                  |                    |                    |                     | 34,116               |                            |
| <b>TOTAL RESOURCES</b>             | <b>\$2,088,472</b> | <b>\$3,291,568</b> | <b>\$45,617,776</b> | <b>\$1,170,662</b>   | <b>\$0</b>                 |

Statement of Plant Fund - Application of Resources  
For Fiscal Year Ended June 30, 2000

|                                    | Salaries<br>& Benefits | Operating<br>Expenses | Equipment        | Buildings<br>& Land | Principal<br>& Interest<br>On Debt |
|------------------------------------|------------------------|-----------------------|------------------|---------------------|------------------------------------|
| <b>RETIREMENT OF INDEBTEDNESS:</b> |                        |                       |                  |                     |                                    |
| Revenue Bonds                      | \$                     | \$                    | \$               | \$                  | \$51,731,989                       |
| <b>Revenue accounts:</b>           |                        |                       |                  |                     |                                    |
| Student Fees                       |                        |                       |                  |                     |                                    |
| Revenue Pools                      |                        |                       |                  |                     | 212,192                            |
| <b>UNEXPENDED PLANT:</b>           |                        |                       |                  |                     |                                    |
| Bond Construction Funds            | 60,364                 | 1,017,546             | 131,974          | (3,142,613)         |                                    |
| Unexpended Plant                   |                        |                       |                  | 3,814,468           |                                    |
| <b>RENEWAL &amp; REPLACEMENT:</b>  |                        |                       |                  |                     |                                    |
| Renewal & Replacement              | 321,661                | 1,110,348             | 282,786          | 59,315              |                                    |
| Auxiliaries R & R                  | 186,255                | 425,772               | 42,280           | 88,808              |                                    |
| <b>TOTAL APPLICATIONS</b>          | <b>\$568,280</b>       | <b>\$2,553,666</b>    | <b>\$457,040</b> | <b>\$819,978</b>    | <b>\$51,944,181</b>                |

\* Note - A financial statement adjustment in Unexpended Plant was made reclassifying a transfer-in to other revenue



| Total Revenue       | Non Mandatory Transfers | Mandatory Transfers | Total Transfers In  | Move Equity To NIIP | Prior Year Adjust. | Total Resources Provided |
|---------------------|-------------------------|---------------------|---------------------|---------------------|--------------------|--------------------------|
| \$51,167,227        | \$1,019,479             | \$1,068,088         | \$2,087,567         | \$2,060,548         | \$                 | \$55,315,342             |
| \$61,689            | 75,603                  |                     | 75,603              |                     |                    | 137,292                  |
| (5,436,676)         | 112,374                 | 6,736,065           | 6,848,439           |                     |                    | 1,411,763                |
| 605,178             | 427                     |                     | 427                 | 6,199,335           |                    | 6,804,940                |
| 5,339,365           | 975,959                 | 17,910              | 993,869             |                     |                    | 6,333,234                |
| 397,579             | 2,434,955               |                     | 2,434,955           | (1,185,327)         |                    | 1,647,207                |
| 34,116              | 1,624,975               | 108,625             | 1,733,600           |                     |                    | 1,767,716                |
| <b>\$52,168,478</b> | <b>\$6,243,772</b>      | <b>\$7,930,688</b>  | <b>\$14,174,460</b> | <b>\$7,074,556</b>  | <b>\$</b>          | <b>\$73,417,494</b>      |

| Other Expend.      | Total Expend.       | Non Mandatory Transfers | Mandatory Transfers | Total Transfers Out | Prior Year Adjust. | Total Resources Applied |
|--------------------|---------------------|-------------------------|---------------------|---------------------|--------------------|-------------------------|
| \$2,093,513        | \$53,825,502        | \$1,029,317             | \$17,909            | \$1,047,226         | \$15               | \$54,872,743            |
| 6,600              | 6,600               | 380,008                 |                     | 380,008             |                    | 386,608                 |
|                    | 212,192             | 1,637,475               |                     | 1,637,475           |                    | 1,849,667               |
| 836                | (1,931,893)         | 621,423                 | 622,740             | 1,244,163           |                    | (687,730)               |
| 956,622            | 4,771,090           | 2,342,611               | 967,779             | 3,310,390           | 1,540              | 8,083,020               |
|                    | 1,774,110           | 440,633                 |                     | 440,633             | (15)               | 2,214,728               |
| 300,634            | 1,043,749           | 405,678                 |                     | 405,678             | 3,402              | 1,452,829               |
| <b>\$3,358,205</b> | <b>\$59,701,350</b> | <b>\$6,857,145</b>      | <b>\$1,608,428</b>  | <b>\$8,465,573</b>  | <b>\$4,942</b>     | <b>\$68,171,865</b>     |



# PLANT FUNDS - RETIREMENT OF INDEBTEDNESS

Combined Statement of Revenue, Expenditures and Changes in Fund Balance  
For Fiscal Year Ended June 30, 2000

| Index                | Account Name                                | Fund<br>Balance<br>7/1/99 | Prior<br>Year<br>Adjust. | Transfers<br>In    | Student<br>Fees    | Investment<br>Income | Allocations<br>Within Funds |
|----------------------|---|---------------------------|--------------------------|--------------------|--------------------|----------------------|-----------------------------|
| <b>STUDENT FEES</b>  |   |                           |                          |                    |                    |                      |                             |
| MRT619               | Technology Fee                              | \$                        | \$                       | \$75,603           | \$                 | \$                   | \$                          |
| MRT614               | UC Renovation Fee                           |                           | (15)                     |                    | 343,613            |                      | (343,379)                   |
| MRT611               | Health Service Renov Fee                    | 1,939                     |                          |                    | 130,500            |                      | (131,500)                   |
| MRT608               | Student Acad Facility Fee                   | 450,809                   |                          |                    | 612,748            |                      | (550,293)                   |
|                      | <b>Total Student Fees</b>                   | <b>452,748</b>            | <b>(15)</b>              | <b>75,603</b>      | <b>1,086,861</b>   |                      | <b>(1,025,172)</b>          |
| <b>REVENUE POOLS</b> |   |                           |                          |                    |                    |                      |                             |
| MRT600               | Retirement of Debt STIP                     |                           |                          |                    |                    | 22,944               | (22,944)                    |
| MRT603               | Auxiliaries                                 | 1,251,512                 |                          | 6,074,086          |                    |                      | (4,861,711)                 |
| MRT604               | Ticket Surcharge                            | 97                        |                          | 577,342            |                    |                      | (577,342)                   |
| MRT616               | UC Renovation Loan                          | (20,613)                  |                          |                    |                    |                      |                             |
| MRT605               | Interap Debt Service                        | (14,108)                  |                          | 197,011            |                    |                      |                             |
|                      | <b>Total Revenue Pools</b>                  | <b>1,216,888</b>          |                          | <b>6,848,439</b>   |                    | <b>22,944</b>        | <b>(5,461,997)</b>          |
| <b>REVENUE BONDS</b> |   |                           |                          |                    |                    |                      |                             |
| MRT618               | 1956 Bond Defeasance                        | 58                        |                          |                    |                    |                      |                             |
| MRT623               | 1999 F Debt Service                         |                           |                          | 393,260            |                    | 5,471                | 2,145,914                   |
| MRT606               | 1998 E Debt Service                         | (77,062)                  |                          | 728,806            |                    | 255                  | 210,202                     |
| MRT607               | 1998 E Rebate Fund                          |                           |                          | 3,458              |                    | 32                   |                             |
| MRT620               | 1996 D Rebate Fund                          | 6,356                     |                          | 82,000             |                    | 9,070                | 34,997                      |
| MRT621               | 1995 C Rebate Fund                          | 77                        |                          |                    |                    | 40                   | (949)                       |
| MRT609               | 1996 D Debt Service                         | (278,377)                 |                          | 277,513            |                    | 184                  | 194,662                     |
| MRT610               | 1993 A Debt Service                         | 175,050                   |                          | 319,665            |                    | 4,520                | 3,118,792                   |
| MRT617               | 1993 A Rev Bonds Debt Resrv                 | (25,538)                  |                          |                    |                    |                      | 25,538                      |
| MRT612               | 1995 B Debt Service                         | (13,013)                  |                          |                    |                    | 162                  | 288,536                     |
| MRT613               | 1995 C Debt Service                         | (83,072)                  |                          | 282,865            |                    | 420                  | 469,477                     |
|                      | <b>Total Revenue Bonds</b>                  | <b>(295,521)</b>          |                          | <b>2,087,567</b>   |                    | <b>20,154</b>        | <b>6,487,169</b>            |
|                      | <b>TOTAL RETIREMENT<br/>OF INDEBTEDNESS</b> | <b>\$1,374,115</b>        | <b>(\$15)</b>            | <b>\$9,011,609</b> | <b>\$1,086,861</b> | <b>\$43,098</b>      | <b>\$0</b>                  |

7.05

# PLANT FUNDS - UNEXPENDED PLANT (MISCELLANEOUS)

Combined Statement of Revenue, Expenditures and Changes in Fund Balance  
For Fiscal Year Ended June 30, 2000

| Index  | Account Name                 | Fund<br>Balance<br>7/1/99 | Prior<br>Year<br>Adjust. | Transfers<br>In | Student<br>Fees | Donations   |
|--------|------------------------------|---------------------------|--------------------------|-----------------|-----------------|-------------|
| MUN657 | Unexpended Pool Account *    | \$30,281                  | \$                       | \$              | \$              | \$          |
| MUN600 | Unexpended STIP              |                           |                          |                 |                 |             |
| MUN607 | Business Admin Bldg          | 13,085                    |                          |                 |                 |             |
| MUN609 | Pharmacy Addition            | (131,695)                 |                          |                 |                 | 1,729,047   |
| MUN610 | Const Storage Bldg           | 10,185                    |                          |                 |                 |             |
| MUN612 | Pharm / Psych Interest       | 98,354                    |                          |                 |                 | 74,883      |
| MUN614 | Fort Missoula                | 5,199                     |                          |                 |                 |             |
| MUN637 | Res HI Life Safety           | 62,329                    |                          |                 |                 |             |
| MUN638 | Research Facility            | 24,555                    |                          |                 |                 |             |
| MUN641 | Playgrounds/Univ Village     | 2,008                     |                          |                 |                 |             |
| MUN658 | UC Renovation                | 31,996                    |                          |                 |                 |             |
| MUN670 | Family Housing Comm Ctr      | 3,671                     |                          |                 |                 |             |
| MRR728 | HHP CLR HTMM Phase C         |                           |                          |                 |                 |             |
| MRR729 | Health Sci CLR Phase C       | (4,630)                   |                          |                 |                 |             |
| MUN608 | Fieldhouse Renov-Other **    |                           |                          | 25,000          |                 |             |
| MUN647 | Info Tech Resource Ctr       |                           |                          |                 |                 |             |
| MUN661 | Athletics Scoreboard         |                           |                          |                 |                 |             |
| MUN665 | Fieldhouse Sky Club          |                           |                          |                 |                 | 284,542     |
| MUN666 | Botany Registrar-Acad Fac    |                           |                          | 471             |                 |             |
| MUN667 | HHP McGill Hall-Acad Fac     |                           |                          | 9,511           |                 |             |
| MUN668 | Electron Microscope-Acad Fac |                           |                          | 81,734          |                 |             |
| MUN669 | Registrar/McGill-Acad Fac    |                           |                          | 5,838           |                 |             |
| MUN649 | Computer Fee Revenue *       | 14,713                    |                          | 115,728         | 835,737         |             |
| MUN650 | Equipment Fee Revenue *      | 34,767                    |                          | 13,657          | 418,012         |             |
| MUN651 | Building Fee Revenue *       | 371,015                   |                          | 136,826         | 950,958         |             |
| MUN652 | State Land Grant             | 4,175                     |                          |                 |                 |             |
| MUN630 | Technology Financing Account | 387,813                   |                          | 280,654         |                 |             |
| MUN646 | Banner Fin Implementation *  | 312,798                   | (1,540)                  |                 |                 |             |
| MUN648 | Oracle Acquisition **        | (40,000)                  |                          | 22,556          |                 |             |
| MUN671 | UM/All Campus Transfer Fund  |                           |                          | 301,894         |                 |             |
| TOTAL  |                              | \$1,230,619               | (\$1,540)                | \$993,869       | \$2,204,707     | \$2,088,472 |

\* Beginning balances were reported in the prior year in other Plant Sub Funds. Differences from FYE99 and reporting changes are due to fund structure changes with the CUFS/Banner conversion.

\*\* A financial statement adjustment was made reclassifying a transfer-in to other revenue

| Invest.<br>Earnings | Allocations      | Other<br>Income  | Transfers<br>Out   | Buildings<br>& Land | Other<br>Expend. | Fund<br>Balance<br>6/30/00 | Index  |
|---------------------|------------------|------------------|--------------------|---------------------|------------------|----------------------------|--------|
| \$                  | \$               | \$867            | \$                 | \$5                 | (\$4,100)        | \$35,243                   | MUN657 |
| 47,042              |                  |                  | 47,042             |                     |                  | 0                          | MUN600 |
|                     |                  |                  |                    | 290                 |                  | 12,795                     | MUN607 |
|                     |                  |                  |                    | 2,398,282           |                  | (800,930)                  | MUN609 |
|                     |                  |                  |                    |                     |                  | 10,185                     | MUN610 |
|                     |                  |                  |                    |                     |                  | 173,237                    | MUN612 |
|                     |                  |                  | 5,199              |                     |                  | 0                          | MUN614 |
|                     |                  |                  |                    |                     |                  | 62,329                     | MUN637 |
|                     |                  |                  |                    |                     |                  | 24,555                     | MUN638 |
|                     |                  |                  |                    |                     |                  | 2,008                      | MUN641 |
|                     |                  |                  |                    |                     |                  | 31,996                     | MUN658 |
|                     |                  |                  |                    |                     | 3,671            | 0                          | MUN670 |
|                     | 83,857           |                  |                    | 83,857              |                  | 0                          | MRR728 |
|                     | 40,971           |                  |                    | 36,341              |                  | 0                          | MRR729 |
|                     |                  | 21,969           |                    | 21,969              |                  | 25,000                     | MUN608 |
|                     |                  |                  |                    | 145,478             | 48,091           | (193,569)                  | MUN647 |
|                     |                  | 450,000          |                    | 449,999             |                  | 1                          | MUN661 |
|                     |                  |                  |                    | 587,804             |                  | (303,262)                  | MUN665 |
|                     |                  |                  |                    | 1                   | 470              | 0                          | MUN666 |
|                     |                  |                  |                    | 3,123               |                  | 6,388                      | MUN667 |
|                     |                  |                  |                    | 81,734              |                  | 0                          | MUN668 |
|                     |                  |                  |                    |                     | 5,838            | 0                          | MUN669 |
|                     |                  | 243              | 770,674            |                     | 89,587           | 106,160                    | MUN649 |
|                     |                  |                  | 489,200            |                     | 2,945            | (25,709)                   | MUN650 |
| 55,030              |                  |                  | 1,358,474          |                     | 6,890            | 148,465                    | MUN651 |
|                     |                  | 181,832          | 204,182            |                     |                  | (18,175)                   | MUN652 |
|                     | 36,956           | 50,004           | 30,632             |                     | 534,513          | 190,282                    | MUN630 |
|                     | (36,956)         |                  |                    | 5,585               | 268,717          | 0                          | MUN646 |
|                     |                  | 11,278           |                    |                     |                  | (6,166)                    | MUN648 |
|                     |                  | 103,093          | 404,987            |                     |                  | 0                          | MUN671 |
| <b>\$102,072</b>    | <b>\$124,828</b> | <b>\$819,286</b> | <b>\$3,310,390</b> | <b>\$3,814,468</b>  | <b>\$956,622</b> | <b>(\$519,167)</b>         |        |



# PLANT FUNDS - BOND CONSTRUCTION FUNDS

Combined Statement of Revenue, Expenditures and Changes in Fund Balance  
For Fiscal Year Ended June 30, 2000

| Index # | Account Name                           | Fund<br>Balance<br>7/1/99 | Invest.<br>Earnings | Transfers<br>In | Allocations   | Transfers<br>Out |
|---------|--|---------------------------|---------------------|-----------------|---------------|------------------|
|         | <b>1993 A Bonds Construction Funds</b> |                           |                     |                 |               |                  |
|         | Construction Fund                      | (\$20,560,551)            | \$                  | \$              | \$            | \$               |
|         | Capitalized Interest                   | (2,937,536)               |                     |                 |               |                  |
|         | <b>Total 1993 A Construction</b>       | <b>(23,498,087)</b>       |                     |                 |               |                  |
|         | <b>1995 B Bonds Construction Funds</b> |                           |                     |                 |               |                  |
|         | Construction Fund                      | (6,029,669)               |                     |                 |               |                  |
|         | Capitalized Interest                   | (295,221)                 |                     |                 |               |                  |
|         | <b>Total 1995 B Construction</b>       | <b>(6,324,890)</b>        |                     |                 |               |                  |
|         | <b>1995 C Bonds Construction Funds</b> |                           |                     |                 |               |                  |
| MUN604  | 1995C Construction Fund                | (20,876,685)              | 2,827               |                 | (1,612)       | 157,501          |
| MUN605  | 1995C Capitalized Interest             | (2,457,630)               |                     |                 |               |                  |
| MUN656  | CAS Faculty Computer 95C               | (331)                     |                     |                 | 25,048        |                  |
|         | <b>Total 1995 C Construction</b>       | <b>(23,334,646)</b>       | <b>2,827</b>        |                 | <b>23,436</b> | <b>157,501</b>   |
|         | <b>1996 D Bonds Construction Funds</b> |                           |                     |                 |               |                  |
| MUN616  | 1996D Fieldhouse Renovation            | 306,020                   |                     |                 | 3,782,922     |                  |
| MUN617  | 1996D Construction Fund                | (4,374,946)               | 74,091              | 333             | (3,120,182)   | 360,296          |
| MUN618  | 1996D Capitalized Interest             | (1,086,406)               |                     |                 |               |                  |
| MUN619  | 1996D Const Fund & Acad Fac            | (3,766,459)               | 21,320              |                 | (2,782,785)   | 1                |
| MUN644  | MetNet Relocation 96D                  |                           |                     |                 | 34,404        |                  |
| MRR629  | Bio Sci Botany CLR *                   | (14,489)                  |                     |                 | 14,489        |                  |
| MRR630  | Art Annex Phase I CLR *                | (1,208)                   |                     |                 | 1,208         |                  |
| MRR631  | CIS/Liberal Arts CLR *                 | (3,315)                   |                     |                 | 3,315         |                  |
| MRR632  | Education Bldg CLR *                   | (10,335)                  |                     |                 | 10,335        |                  |
| MRR633  | Registrar CLR *                        | (23,619)                  |                     |                 | 23,619        |                  |
| MRR634  | Art Annex Phase II CLR *               | 50                        |                     |                 | 3,679         |                  |
| MRR635  | MCOT Admin CLR *                       | (5,457)                   |                     |                 | 5,457         |                  |
| MRR636  | Law School CLR *                       | (3,022)                   |                     |                 | 3,022         |                  |
| MRR637  | Music Bldg CLR *                       | (5,124)                   |                     |                 | 12,301        |                  |
| MRR638  | Forestry/Journalism Bldg CLR *         | (7,763)                   |                     |                 | 7,763         |                  |
| MRR639  | Chem/Pharm Bldg CLR *                  | (12,420)                  |                     |                 | 12,420        |                  |
| MRR640  | Butte Main Hall CLR *                  | 52                        |                     |                 | 4,565         |                  |
| MRR641  | Butte Eng Hall CLR *                   | 48                        |                     |                 | 1,928         |                  |
| MRR642  | Butte Petro Bldg CLR *                 | (167)                     |                     | 6               | 5,541         |                  |
| MRR643  | Butte Sci & Eng CLR *                  | 138                       |                     |                 | 7,114         |                  |
| MRR644  | Dillon Main Hall CLR *                 | 2,450                     |                     |                 | 12,046        |                  |
| MRR645  | Dillon Ofc/Clsroom CLR *               | 43                        |                     |                 | 8,383         |                  |
| MRR646  | Dillon Admin/Lib CLR *                 | 59                        |                     |                 | 1,002         |                  |
| MRR624  | McGill Hall CLR *                      | (3,899)                   |                     |                 | 3,899         |                  |
| MRR647  | Dillon Phys Ed CLR *                   |                           |                     |                 | 44            |                  |
| MRR625  | Old Cont Ed Bldg CLR *                 | 9,333                     |                     |                 | 7,171         |                  |
| MRR648  | Fine Arts CLR *                        | 18                        |                     |                 | 8,092         |                  |
| MRR649  | HCOT Sky Bldg CLR *                    | 55                        |                     |                 | 4,778         |                  |
| MRR717  | Registrar CLR-Phase C *                | (25,705)                  |                     |                 | 204,310       |                  |
| MRR718  | LA 337 CLR Phase C *                   | 1,590                     |                     |                 | 79,292        |                  |
| MRR719  | Rankin 204 CLR *                       | 2,733                     |                     |                 | 26,989        |                  |
| MRR720  | Math 109 CLR *                         | 537                       |                     |                 | 71,177        |                  |
| MRR721  | Sch of Ed CLR *                        | (1,004)                   |                     |                 | 39,227        |                  |
| MRR722  | Law School CLR Phase C *               | 1,342                     |                     |                 | 104,435       |                  |
| MRR723  | Botany Annex CLR *                     | (38,398)                  |                     |                 | 196,407       |                  |
| MRR724  | McGill Hall CLR Phase C *              | 2,222                     |                     |                 | 69,106        |                  |
| MRR725  | Soc Sci CLR *                          | (7,185)                   |                     |                 | 156,111       |                  |
| MRR726  | HHP CLR Phase C *                      | 3,668                     |                     |                 | 44,774        |                  |
| MRR727  | HHP CLR HTMM Phase C CLR *             | (4,454)                   |                     |                 | 50,918        |                  |
| MRR730  | WMC PE Sound System CLR *              | (355)                     |                     |                 | 91,780        |                  |
| MRR732  | WMC Main Hall ADA CLR *                | (1,522)                   |                     |                 | 44,984        |                  |
| MRR733  | WMC Classroom ADA CLR *                | (2,118)                   |                     |                 | 133,554       |                  |
| MRR734  | MT Tech Eng CLR *                      | 3,669                     |                     |                 | 15,459        |                  |

| Salaries & Benefits | Contracted Services | Supplies & Materials | Equipment | Buildings & Land | Other Expend. | Move Equity To NIIP | Fund Balance 6/30/00 | Index  |
|---------------------|---------------------|----------------------|-----------|------------------|---------------|---------------------|----------------------|--------|
| \$                  | \$                  | \$                   | \$        | \$               | \$            | \$                  | (\$20,560,551)       |        |
|                     |                     |                      |           |                  |               |                     | (2,937,536)          |        |
|                     |                     |                      |           |                  |               |                     | (23,498,087)         |        |
|                     |                     |                      |           |                  |               |                     | (6,029,669)          |        |
|                     |                     |                      |           |                  |               |                     | (295,221)            |        |
|                     |                     |                      |           |                  |               |                     | (6,324,890)          |        |
|                     |                     |                      |           |                  |               |                     | (21,032,971)         | MUN604 |
|                     |                     |                      |           |                  |               |                     | (2,457,630)          | MUN605 |
|                     |                     | 24,717               |           |                  |               |                     | 0                    | MUN656 |
|                     |                     | 24,717               |           |                  |               |                     | (23,490,601)         |        |
|                     |                     | 54,435               |           | 4,034,507        |               |                     | 0                    | MUN616 |
|                     |                     |                      |           |                  |               |                     | (7,781,000)          | MUN617 |
|                     |                     |                      |           |                  |               |                     | (1,086,406)          | MUN618 |
|                     |                     |                      |           |                  |               |                     | (6,527,925)          | MUN619 |
|                     |                     | 34,066               |           | 338              |               |                     | 0                    | MUN644 |
|                     |                     |                      |           |                  |               |                     | 0                    | MRR629 |
|                     |                     |                      |           |                  |               |                     | 0                    | MRR630 |
|                     |                     |                      |           |                  |               |                     | 0                    | MRR631 |
|                     |                     |                      |           |                  |               |                     | 0                    | MRR632 |
|                     |                     |                      |           |                  |               |                     | 0                    | MRR633 |
|                     | 3,729               |                      |           |                  |               |                     | 0                    | MRR634 |
|                     |                     |                      |           |                  |               |                     | 0                    | MRR635 |
|                     |                     |                      |           |                  |               |                     | 0                    | MRR636 |
|                     | 7,177               |                      |           |                  |               |                     | 0                    | MRR637 |
|                     |                     |                      |           |                  |               |                     | 0                    | MRR638 |
|                     |                     |                      |           |                  |               |                     | 0                    | MRR639 |
|                     | 4,617               |                      |           |                  |               |                     | 0                    | MRR640 |
|                     | 1,976               |                      |           |                  |               |                     | 0                    | MRR641 |
|                     | 5,374               |                      |           |                  |               |                     | 6                    | MRR642 |
|                     | 7,252               |                      |           |                  |               |                     | 0                    | MRR643 |
|                     | 12,604              | 417                  |           | 1,475            |               |                     | 0                    | MRR644 |
|                     | 6,963               |                      |           | 1,045            | 418           |                     | 0                    | MRR645 |
|                     | 528                 |                      |           | 115              | 418           |                     | 0                    | MRR646 |
|                     |                     |                      |           |                  |               |                     | 0                    | MRR624 |
|                     | 44                  |                      |           |                  |               |                     | 0                    | MRR647 |
|                     |                     | 4,675                | 7,594     | 4,235            |               |                     | 0                    | MRR625 |
|                     | 8,110               |                      |           |                  |               |                     | 0                    | MRR648 |
|                     |                     |                      |           | 4,833            |               |                     | 0                    | MRR649 |
|                     | 118,859             | 56,481               |           | 3,265            |               |                     | 0                    | MRR717 |
|                     |                     | 4,010                | 7,594     | 69,278           |               |                     | 0                    | MRR718 |
|                     |                     | 5,157                | 7,594     | 16,971           |               |                     | 0                    | MRR719 |
|                     |                     | 27,233               | 7,594     | 36,887           |               |                     | 0                    | MRR720 |
|                     |                     | 4,154                | 7,594     | 26,475           |               |                     | 0                    | MRR721 |
|                     |                     |                      |           | 105,777          |               |                     | 0                    | MRR722 |
|                     |                     |                      |           | 158,009          |               |                     | 0                    | MRR723 |
|                     | 70,353              | 975                  |           |                  |               |                     | 0                    | MRR724 |
|                     |                     | 33,741               | 22,782    | 92,403           |               |                     | 0                    | MRR725 |
|                     | 45,125              | 651                  |           | 2,666            |               |                     | 0                    | MRR726 |
|                     |                     | 22,417               | 17,642    | 6,405            |               |                     | 0                    | MRR727 |
|                     |                     |                      |           | 91,425           |               |                     | 0                    | MRR730 |
|                     |                     |                      |           | 43,462           |               |                     | 0                    | MRR732 |
|                     |                     | 756                  |           | 130,680          |               |                     | 0                    | MRR733 |
|                     | 14,723              | 4,405                |           |                  |               |                     | 0                    | MRR734 |

# PLANT FUNDS - BOND CONSTRUCTION FUNDS

Combined Statement of Revenue, Expenditures and Changes in Fund Balance  
For Fiscal Year Ended June 30, 2000

| Index # | Account Name                           | Fund<br>Balance<br>7/1/99 | Invest.<br>Earnings | Transfers<br>In | Allocations        | Transfers<br>Out   |
|---------|--|---------------------------|---------------------|-----------------|--------------------|--------------------|
| MRR735  | MT Tech Min & Geo CLR *                | 4,969                     |                     |                 | 172,075            |                    |
| MRR736  | MT Tech Chem HTMM CLR *                | (929)                     |                     | 88              | 69,220             |                    |
| MRR737  | MT Tech Video Enhance CLR *            | 1,924                     |                     |                 | 45,391             |                    |
| MRR738  | HCOT Wood Shop CLR *                   | 1,875                     |                     |                 | 46,167             |                    |
| MUN655  | FY99 Faculty Computer Closing *        | (122,765)                 |                     |                 | 101,195            |                    |
| MUN653  | Journalism Faculty Computer 96D        | (3,530)                   |                     |                 | 10,635             |                    |
| MUN654  | Law Faculty Computer 96D               | 2,158                     |                     |                 | 2,000              |                    |
|         | <b>Total 1996 D Construction</b>       | <b>(9,181,641)</b>        | <b>95,411</b>       | <b>427</b>      | <b>(148,264)</b>   | <b>360,297</b>     |
|         | <b>1998 E Bonds Construction Funds</b> |                           |                     |                 |                    |                    |
| MUN625  | Banner - Human Resources 1998E         | (7,775)                   |                     |                 | 153,139            |                    |
| MUN626  | Banner - Student 98E                   | (21,238)                  |                     |                 | 59,477             |                    |
| MUN627  | Banner - Finance                       |                           |                     |                 | 8,500              |                    |
| MUN628  | Information Technology 98E             | 24,476                    |                     |                 | 210,377            |                    |
| MUN629  | Admin/Acad Desktops 98E                | (6,560)                   |                     |                 | 7,881              |                    |
| MUN631  | Center for Student Success 98E         | 12,088                    |                     |                 | 620,000            |                    |
| MUN632  | Info Tech Resource Center 98E          | (71,994)                  |                     |                 | 350,000            |                    |
| MUN633  | Washington Griz Stadium Renov 98E      | 37,251                    |                     |                 | 375,000            |                    |
| MUN634  | University Center Phase II 98E         | 10,184                    |                     |                 | 3,030,000          |                    |
| MUN635  | 1998E Construction Fund                | (1,319,663)               | 229,473             |                 | (4,814,374)        | 189,083            |
| MUN636  | 1998E Capitalized Interest             | (304,902)                 | 11,131              |                 |                    | 238,889            |
|         | <b>Total 1998 E Construction</b>       | <b>(1,648,133)</b>        | <b>240,604</b>      |                 | <b>0</b>           | <b>427,972</b>     |
|         | <b>1999 F Bonds Construction Funds</b> |                           |                     |                 |                    |                    |
| MUN659  | Student Recreation Center 99F          |                           |                     |                 | 800,000            |                    |
| MUN660  | Housing Acquisition 99F                |                           |                     |                 | 101,926            |                    |
| MUN663  | 1999F Construction Fund                |                           | 359,632             |                 | (901,926)          |                    |
| MUN664  | 1999F Capitalized Interest             |                           | 31,532              |                 |                    | 298,393            |
|         | <b>Total 1998 E Construction</b>       |                           | <b>391,164</b>      |                 | <b>0</b>           | <b>298,393</b>     |
| 3710GP  | GAAP Adjustments *                     | 65,841,317                |                     |                 |                    |                    |
|         | <b>TOTAL CONSTRUCTION FUND</b>         | <b>\$1,853,920</b>        | <b>\$730,006</b>    | <b>\$427</b>    | <b>(\$124,828)</b> | <b>\$1,244,163</b> |

\* Beginning balances were reported in the prior year in other Plant Sub Funds. Differences from FYE99 and reporting changes are due to fund structure changes with the CUFS/Banner conversion.

| Salaries & Contracted Benefits | Services  | Supplies & Materials | Equipment | Buildings & Land | Other Expend. | Move Equity To NIIP | Fund Balance 6/30/00 | Index  |
|--------------------------------|-----------|----------------------|-----------|------------------|---------------|---------------------|----------------------|--------|
|                                |           | 39,827               |           | 137,217          |               |                     | 0                    | MRR735 |
|                                |           | 20,656               | 7,594     | 40,129           |               |                     | 0                    | MRR736 |
|                                |           |                      |           | 47,315           |               |                     | 0                    | MRR737 |
|                                | 47,844    | 198                  |           |                  |               |                     | 0                    | MRR738 |
|                                |           | (21,570)             |           |                  |               |                     | 0                    | MUN655 |
|                                |           | 7,105                |           |                  |               |                     | 0                    | MUN653 |
|                                | -         | 4,158                |           |                  |               |                     | 0                    | MUN654 |
|                                | 355,278   | 303,947              | 85,988    | 5,054,912        | 836           |                     | (15,395,325)         |        |
| 60,079                         | 300       | 84,985               |           |                  |               |                     | 0                    | MUN625 |
| 285                            |           | 37,954               |           |                  |               |                     | 0                    | MUN626 |
|                                |           | 8,500                |           |                  |               |                     | 0                    | MUN627 |
|                                |           | 188,867              | 45,986    |                  |               |                     | 0                    | MUN628 |
|                                |           | 1,321                |           |                  |               |                     | 0                    | MUN629 |
|                                |           |                      |           | 417,482          |               |                     | 214,606              | MUN631 |
|                                |           | 3,402                |           | 274,604          |               |                     | 0                    | MUN632 |
|                                |           | (5)                  |           | 401,974          |               |                     | 10,282               | MUN633 |
|                                |           | 8,280                |           | 3,197,028        |               |                     | (165,124)            | MUN634 |
|                                |           |                      |           |                  |               |                     | (6,093,647)          | MUN635 |
|                                |           |                      |           |                  |               |                     | (532,660)            | MUN636 |
| 60,364                         | 300       | 333,304              | 45,986    | 4,291,088        |               |                     | (6,566,543)          |        |
|                                |           |                      |           | 644,458          |               |                     | 155,542              | MUN659 |
|                                |           |                      |           | 101,926          |               |                     | 0                    | MUN660 |
|                                |           |                      |           |                  |               |                     | (542,294)            | MUN663 |
|                                |           |                      |           |                  |               |                     | (266,861)            | MUN664 |
|                                |           |                      |           | 746,384          |               |                     | (653,613)            |        |
|                                |           |                      |           | (13,234,997)     |               | 6,199,335           | 85,275,649           | 3710GP |
| \$60,364                       | \$355,578 | \$661,968            | \$131,974 | (\$3,142,613)    | \$836         | \$6,199,335         | \$9,346,590          |        |



# PLANT FUNDS - RENEWAL AND REPLACEMENT

Combined Statement of Revenue, Expenditures and Changes in Fund Balance  
For Fiscal Year Ended June 30, 2000

| Index<br>Code                                      | Account Name                      | Fund<br>Balance<br>7/1/99 | Prior<br>Year<br>Adjust. | Transfers<br>In | Sales/<br>Prod. | Invest<br>Income | Other<br>Income |
|--|-----------------------------------|---------------------------|--------------------------|-----------------|-----------------|------------------|-----------------|
| <b>MISC. R&amp;R FUNDS:</b>                        |                                   |                           |                          |                 |                 |                  |                 |
| MRR604   | Deaccess./Access. Fine Arts       | \$12,725                  | \$                       | \$              | \$              | \$               | \$6,584         |
| MFS601   | Facilities Svcs. Equip. R&R       | 34,198                    |                          | 18,030          |                 |                  |                 |
| MFS602   | Motor Vehicle Self Insur          | 37,409                    |                          | 7,493           |                 |                  | 4,673           |
| MPR601   | Centennial Circle Brick R&R       | 4,264                     |                          |                 |                 |                  |                 |
| MCP601   | Vehicle Fees & Fines R&R          | 9,316                     |                          | 50,000          |                 |                  |                 |
| MRR609   | Fieldhouse/Dornblazer R&R         | 1,385                     |                          |                 |                 |                  |                 |
| MFS604   | Facilities Svcs. Rental Equip R&R | 22,812                    |                          |                 |                 |                  | 17,147          |
| MRR611   | Telecomm. Center R&R              | 16,946                    |                          |                 |                 |                  |                 |
| MAF601   | Admin. & Finance R&R              | 2,798                     |                          |                 |                 |                  |                 |
| MFS605   | Shop Vehicle R & R                | 10,111                    |                          |                 |                 |                  |                 |
| MFS606   | Large Equipment R&R               | 29,479                    |                          |                 |                 |                  |                 |
| MFS607   | Motor Pool R&R                    | 100,152                   |                          | 46,745          | 22,756          |                  | 20,008          |
| MRR616   | Bandy Ranch R&R                   | 41,263                    |                          |                 |                 |                  |                 |
| MRR617   | COT Access R&R                    | 60,189                    |                          | 22,948          |                 |                  |                 |
| MRR618   | Misc Parking Improvements         | 27,400                    |                          |                 |                 |                  |                 |
| MRR619   | Underground Gas Tanks R&R         | 373                       |                          |                 |                 |                  |                 |
| MFS608   | Rental Housing R&R                | 21,797                    |                          |                 |                 |                  |                 |
| MRR626   | Athletics Capital R&R             | 6,660                     |                          | 20,000          | 4,616           |                  |                 |
| MRR774   | Gallery Insurance                 | 614                       |                          |                 |                 |                  |                 |
| MRR600   | R & R STIP *                      | (10)                      |                          |                 |                 | 261,370          |                 |
| MRR767   | R & R Pool Account *              | 176,736                   | 15                       | (7,342)         |                 |                  |                 |
| <b>Total Misc. R&amp;R Funds</b>                   |                                   | <b>616,617</b>            | <b>15</b>                | <b>157,874</b>  | <b>27,372</b>   | <b>261,370</b>   | <b>48,412</b>   |
| <b>PROJECTS FUNDED FROM STUDENT COMPUTER FEES:</b> |                                   |                           |                          |                 |                 |                  |                 |
| MRR740   | Executive Director Reserve        | 15,001                    |                          |                 |                 |                  |                 |
| MFA603   | Music Workstation Lab             | 610                       |                          |                 |                 |                  |                 |
| Various  | CF99 Computer Fee/Student         | 45,889                    |                          |                 |                 |                  |                 |
| MFA601   | Media Arts Graphics Lab           | 24                        |                          |                 |                 |                  |                 |
| MML601   | Mansfield Elect Course            | 1,310                     |                          |                 |                 |                  |                 |
| MIT613   | Student Employ-CIS Web            | 24,298                    |                          |                 |                 |                  |                 |
| Various  | FY99 Computer Fee-Equipment       | 247,335                   |                          |                 |                 |                  |                 |
| MIT601   | Comp Equip-CIS Email Upgrade      | 38,880                    |                          |                 |                 |                  |                 |
| MIT602   | Comp Equip-CIS Help Desk          | 5,278                     |                          |                 |                 |                  |                 |
| MIT603   | Comp Equip-CIS Mac Lab            | 50,827                    |                          |                 |                 |                  |                 |
| MIT604   | Comp Equip-CIS Labs Software      | 2,700                     |                          |                 |                 |                  |                 |
| MIT605   | Comp Equip-CIS Library Upgrade    | 43,500                    |                          |                 |                 |                  |                 |
| Various  | FY00 Computer Fee- Equipment      |                           |                          | 244,574         |                 |                  |                 |
| MML608   | FY00 Comp Equip-Mansfield Lib     |                           |                          | 50,000          |                 |                  |                 |
| MCT609   | FY00 Comp Equip-COT AD 15 Lab     |                           |                          | 22,500          |                 |                  |                 |
| MAS606   | FY00 Comp Equip-SS Research Lab   |                           |                          | 20,400          |                 |                  |                 |
| MML609   | FY00 Comp Equip-Instr Media Svcs  |                           |                          | 15,200          |                 |                  |                 |
| MCT610   | FY00 Comp Equip-COT HB 3 Lab      |                           |                          | 5,800           |                 |                  |                 |
| Various  | FY00 Comp Fee-Student Employ      |                           |                          | 330,482         |                 |                  |                 |
| MGL604   | FY00 Stud't Employ-Geo/Phy/Astron |                           |                          | 1,718           |                 |                  |                 |
| MIT609   | FY00 Stud't Employ-CIS Help Desk  |                           |                          | 25,000          |                 |                  |                 |
| MIT610   | FY00 Stud't Employ-CIS Web        |                           |                          | 25,000          |                 |                  |                 |
| MIT611   | FY00 Stud't Employ-CIS Technology |                           |                          | 30,000          |                 |                  |                 |
| <b>Total Stdnt Computer Fee Projects</b>           |                                   | <b>475,652</b>            |                          | <b>770,674</b>  |                 |                  |                 |

| Allocations | Trans.<br>Out | Salaries<br>& Wages | Employee<br>Benefits | Operating<br>Expend | Equipment | Buildings<br>& Land | Move<br>Equity<br>To NIIP | Fund<br>Balance<br>6/30/00 | Index<br>Code |
|-------------|---------------|---------------------|----------------------|---------------------|-----------|---------------------|---------------------------|----------------------------|---------------|
| \$          | \$            | \$6,734             | \$2,604              | \$6,608             | \$        | \$934               | \$                        | \$2,429                    | MRR604        |
|             |               |                     |                      | 29,376              | 5,739     |                     |                           | 17,113                     | MFS601        |
|             |               |                     |                      | 3,600               |           |                     |                           | 45,975                     | MFS602        |
|             |               |                     |                      | 241                 |           | 2,114               |                           | 1,909                      | MPR601        |
|             |               |                     |                      | 54,625              |           |                     |                           | 4,691                      | MCP601        |
|             |               |                     |                      |                     |           |                     |                           | 1,385                      | MRR609        |
|             |               |                     |                      | 24,973              |           |                     |                           | 14,986                     | MFS604        |
|             |               |                     |                      | 958                 |           |                     |                           | 15,988                     | MRR611        |
|             |               |                     |                      |                     |           |                     |                           | 2,798                      | MAF601        |
|             |               |                     |                      |                     |           |                     |                           | 10,111                     | MFS605        |
|             |               |                     |                      |                     |           |                     |                           | 29,479                     | MFS606        |
|             | 6,459         |                     |                      |                     | 176,453   |                     |                           | 6,749                      | MFS607        |
|             |               |                     |                      | 1,000               |           |                     |                           | 40,263                     | MRR616        |
|             |               |                     |                      | 564                 |           |                     |                           | 82,573                     | MRR617        |
|             |               |                     |                      |                     |           |                     |                           | 27,400                     | MRR618        |
|             |               |                     |                      |                     |           |                     |                           | 373                        | MRR619        |
|             |               |                     |                      | 5,085               |           |                     |                           | 16,712                     | MFS608        |
|             |               |                     |                      | 6,514               |           |                     |                           | 24,762                     | MRR626        |
|             |               |                     |                      |                     |           |                     |                           | 614                        | MRR774        |
|             | 165,014       |                     |                      |                     |           |                     |                           | 96,346                     | MRR600        |
|             | 28,905        |                     |                      | 540                 |           | 3,707               |                           | 136,257                    | MRR767        |
|             | 200,378       | 6,734               | 2,604                | 134,084             | 182,192   | 6,755               |                           | 578,913                    |               |
|             |               | 3,028               | 99                   |                     |           |                     |                           | 11,874                     | MRR740        |
|             | 610           |                     |                      |                     |           |                     |                           | 0                          | MFA603        |
|             | 43,893        | 2,017               | (21)                 |                     |           |                     |                           | 0                          | Various       |
|             | 24            |                     |                      |                     |           |                     |                           | 0                          | MFA601        |
|             | 2,601         |                     |                      | (2,582)             |           |                     |                           | 1,291                      | MML601        |
|             | 24,298        |                     |                      |                     |           |                     |                           | 0                          | MIT613        |
|             |               |                     |                      | 246,483             |           |                     |                           | 852                        | Various       |
|             |               |                     |                      | 15,294              |           |                     |                           | 23,586                     | MIT601        |
|             |               |                     |                      | 5,265               |           |                     |                           | 13                         | MIT602        |
|             |               |                     |                      | 50,488              |           |                     |                           | 339                        | MIT603        |
|             |               |                     |                      | 2,699               |           |                     |                           | 1                          | MIT604        |
|             |               |                     |                      | 43,500              |           |                     |                           | 0                          | MIT605        |
|             |               |                     |                      | 69,806              |           |                     |                           | 174,768                    | Various       |
|             |               |                     |                      |                     |           |                     |                           | 50,000                     | MML608        |
|             |               |                     |                      |                     |           |                     |                           | 22,500                     | MCT609        |
|             |               |                     |                      | 374                 | 20,026    |                     |                           | 0                          | MAS606        |
|             |               |                     |                      |                     |           |                     |                           | 15,200                     | MML609        |
|             |               |                     |                      |                     |           |                     |                           | 5,800                      | MCT610        |
|             | 13,898        | 262,749             | 2,473                | 3,148               |           |                     |                           | 48,214                     | Various       |
|             |               | 880                 | 3                    |                     |           |                     |                           | 835                        | MGL604        |
|             |               | 23,957              | 87                   |                     |           |                     |                           | 956                        | MIT609        |
|             |               | 22,422              | 93                   |                     |           |                     |                           | 2,485                      | MIT610        |
|             | 30,000        |                     |                      |                     |           |                     |                           | 0                          | MIT611        |
|             | 115,324       | 315,053             | 2,734                | 434,475             | 20,026    |                     |                           | 358,714                    |               |

# PLANT FUNDS - RENEWAL AND REPLACEMENT

Combined Statement of Revenue, Expenditures and Changes in Fund Balance  
For Fiscal Year Ended June 30, 2000

| Index Code                                  | Account Name                        | Fund Balance 7/1/99 | Prior Year Adjust. | Transfers In   | Sales/ Prod. | Invest Income | Other Income |
|---|-------------------------------------|---------------------|--------------------|----------------|--------------|---------------|--------------|
| <b>PROJECTS FUNDED FROM EQUIPMENT FEES:</b> |                                     |                     |                    |                |              |               |              |
| Various                                     | FY 98 Equipment Fee Allocation      | 20,562              |                    |                |              |               |              |
| Various                                     | FY99 Equipment Fee Allocation       | 262,987             |                    |                |              |               |              |
| Various                                     | FY00 Equipment Fee Allocation       |                     |                    | 489,200        |              |               |              |
|   | <b>Total Equipment Fee Projects</b> | <b>283,549</b>      |                    | <b>489,200</b> |              |               |              |
| <b>PROJECTS FUNDED FROM BUILDING FEES:</b>  |                                     |                     |                    |                |              |               |              |
| MRR650                                      | Annual Art Award                    | 5,438               |                    | 7,000          |              |               |              |
| MRR768                                      | Replace Kiln Gas Pilot, Art Annex   | 2,284               |                    |                |              |               |              |
| MRR742                                      | Install ADA Signs, Campus           | 3,442               |                    |                |              |               |              |
| MRR668                                      | SBF Misc. Projects Fac. Svcs.       | 23,132              |                    |                |              |               |              |
| MFA604                                      | Climate Control SS 045 SBF:3/99     | 876                 |                    |                |              |               |              |
| MRR771                                      | Upgrade Fire Alarm, McGill          | 1,359               |                    |                |              |               |              |
| MRR766                                      | Seat Backs Grizzly Stadium          | 1,841               |                    |                |              |               |              |
| MRR682                                      | Computer Language Lab LA            | 367                 |                    |                |              |               |              |
| MRR683                                      | Computer Class - Soc Science        | 50,000              |                    |                |              |               |              |
| MRR769                                      | Complete Oval Sidewalk              | 7,530               |                    |                |              |               |              |
| MRR763                                      | Env Stnt Clr Sem Rm                 | 9,762               |                    |                |              |               |              |
| MRR684                                      | COT Barber Program                  | 2,430               |                    |                |              |               |              |
| MRR687                                      | Metnet Opener GBB                   | 2,000               |                    |                |              |               |              |
| MRR688                                      | Schreiber Security Doors            | 4,000               |                    |                |              |               |              |
| MRR689                                      | Emergency Signage Mansfield         | 1,354               |                    |                |              |               |              |
| MRR694                                      | Listening Device Social Science     | 10,000              |                    |                |              |               |              |
| MRR698                                      | McGill Access Ramp                  | 12,000              |                    |                |              |               |              |
| MRR699                                      | Fire System University Thtre        | 1,685               |                    |                |              |               |              |
| MRR701                                      | Bike Pads Mansfield                 | 4,973               |                    |                |              |               |              |
| MRR702                                      | Gallery Visual Arts                 | 1,700               |                    |                |              |               |              |
| MRR703                                      | Signage Gallagher Building          | 3,520               |                    |                |              |               |              |
| MRR704                                      | Kaimin News Product Room            | 1,827               |                    |                |              |               |              |
| MRR705                                      | Pathways Lubrecht                   | 20,000              |                    |                |              |               |              |
| MRR772                                      | Brantley DSS Office                 | 17,760              |                    |                |              |               |              |
| MRR773                                      | Ventilation Health Science          | 9,199               |                    |                |              |               |              |
| MRR709                                      | Replace Carpet Mansfield            | 25,000              |                    |                |              |               |              |
| MRR710                                      | Heating System Equip Storage        | 6,417               |                    |                |              |               |              |
| MRR711                                      | Forestry IT Teaching Lab            | 57                  |                    |                |              |               |              |
| MRR712                                      | Risers Masquer Theatre              | 30,000              |                    |                |              |               |              |
| MRR714                                      | Lakeside Teaching Lab               | 34,825              |                    | 10,000         |              |               |              |
| MRR715                                      | Renovate ParTV 107                  | 48,554              |                    |                |              |               |              |
| MRR716                                      | Women's Locker Schreiber            | 1,663               |                    |                |              |               |              |
| MFH603                                      | Bio Station Lab Improvement         | 22,526              |                    |                |              |               |              |
| MRR754                                      | Tech Under Lecture Hall             | 51,767              |                    |                |              |               |              |
| MRR745                                      | Astronomical Observing Deck         |                     |                    | 30,000         |              |               |              |
| MRR746                                      | Linguistics Classrm Air Circ        |                     |                    | 31,800         |              |               |              |
| MRR747                                      | COT Health Professions Lab          |                     |                    | 115,680        |              |               |              |
| MRR748                                      | Install White Boards-Educ 310-311   |                     |                    | 5,000          |              |               |              |
| MRR749                                      | Ladder/Stair Sys Hydro Testing      |                     |                    | 5,000          |              |               |              |
| MRR750                                      | Montana Theatre Curtains            |                     |                    | 32,877         |              |               |              |
| MRR751                                      | Music Basement Reno-Storage         |                     |                    | 40,000         |              |               |              |
| MRR752                                      | Mansfield Library Materials Proj    |                     |                    | 45,000         |              |               |              |
| MRR753                                      | Law Room 020 Soundproof             |                     |                    | 3,500          |              |               |              |
| MRR755                                      | Campus Fire Alarms Report Sys       |                     |                    | 25,000         |              |               |              |

| Allocations | Trans.<br>Out | Salaries<br>& Wages | Employee<br>Benefits | Operating<br>Expend | Equipment | Buildings<br>& Land | Move<br>Equity<br>To NIIP | Fund<br>Balance<br>6/30/00 | Index<br>Code |
|-------------|---------------|---------------------|----------------------|---------------------|-----------|---------------------|---------------------------|----------------------------|---------------|
|             | 13,657        |                     |                      | 6,338               | 567       |                     |                           | 0                          | Various       |
|             |               |                     |                      | 200,221             | 29,693    |                     |                           | 33,073                     | Various       |
|             |               |                     |                      | 111,516             | 17,096    |                     |                           | 360,588                    | Various       |
|             | 13,657        |                     |                      | 318,075             | 47,356    |                     |                           | 393,661                    |               |
|             |               |                     |                      | 2,050               |           | 3,710               |                           | 6,678                      | MRR650        |
|             |               |                     |                      |                     |           |                     |                           | 2,284                      | MRR768        |
|             |               |                     |                      |                     |           |                     |                           | 3,442                      | MRR742        |
|             |               |                     |                      | 3,596               |           |                     |                           | 19,536                     | MRR668        |
|             | 157           |                     |                      |                     |           | 719                 |                           | 0                          | MFA604        |
|             |               |                     |                      | 1,807               |           |                     |                           | 1,359                      | MRR771        |
|             |               |                     |                      |                     |           |                     |                           | 34                         | MRR766        |
|             | 280           |                     |                      |                     |           | 87                  |                           | 0                          | MRR682        |
|             | 20,927        |                     |                      | 10,856              |           | 18,217              |                           | 0                          | MRR683        |
|             |               |                     |                      |                     |           |                     |                           | 7,530                      | MRR769        |
|             |               |                     |                      | 36                  |           | 9,726               |                           | 0                          | MRR763        |
|             | 2,430         |                     |                      |                     |           |                     |                           | 0                          | MRR684        |
|             | 2,000         |                     |                      |                     |           |                     |                           | 0                          | MRR687        |
|             |               |                     |                      |                     |           | 4,000               |                           | 0                          | MRR688        |
|             | 1,354         |                     |                      |                     |           |                     |                           | 0                          | MRR689        |
|             |               |                     |                      |                     |           |                     |                           | 10,000                     | MRR694        |
|             |               |                     |                      |                     |           |                     |                           | 12,000                     | MRR698        |
|             | 1,685         |                     |                      |                     |           |                     |                           | 0                          | MRR699        |
|             | 4,973         |                     |                      |                     |           |                     |                           | 0                          | MRR701        |
| (758)       | 210           |                     |                      | 732                 |           |                     |                           | 0                          | MRR702        |
|             | 3,520         |                     |                      |                     |           |                     |                           | 0                          | MRR703        |
|             | 1,827         |                     |                      |                     |           |                     |                           | 0                          | MRR704        |
|             |               |                     |                      | 5,000               |           |                     |                           | 15,000                     | MRR705        |
|             | 17,760        |                     |                      |                     |           |                     |                           | 0                          | MRR772        |
|             | 9,199         |                     |                      |                     |           |                     |                           | 0                          | MRR773        |
|             |               |                     |                      |                     |           |                     |                           | 25,000                     | MRR709        |
|             | 6,417         |                     |                      |                     |           |                     |                           | 0                          | MRR710        |
|             | 57            |                     |                      |                     |           |                     |                           | 0                          | MRR711        |
|             | 18,093        |                     |                      |                     |           | 11,907              |                           | 0                          | MRR712        |
|             |               |                     |                      | 72                  |           | 17,272              |                           | 27,481                     | MRR714        |
| 758         | 731           | 898                 | 111                  |                     |           | 47,572              |                           | 0                          | MRR715        |
|             | 1,663         |                     |                      |                     |           |                     |                           | 0                          | MRR716        |
|             |               | 958                 | 116                  | 10,349              |           |                     |                           | 11,103                     | MFH603        |
|             |               |                     |                      | 21,169              | 12,344    | 114                 |                           | 18,140                     | MRR754        |
|             |               |                     |                      |                     |           |                     |                           | 30,000                     | MRR745        |
|             | 123           |                     |                      |                     |           | 31,677              |                           | 0                          | MRR746        |
|             |               | 87                  | 15                   | 1,205               |           | 96,464              |                           | 17,909                     | MRR747        |
|             | 5,000         |                     |                      |                     |           |                     |                           | 0                          | MRR748        |
|             | 49            |                     |                      |                     |           | 4,951               |                           | 0                          | MRR749        |
|             | 2,600         |                     |                      | 30,277              |           |                     |                           | 0                          | MRR750        |
|             |               |                     |                      |                     |           |                     |                           | 40,000                     | MRR751        |
|             |               |                     |                      |                     |           |                     |                           | 45,000                     | MRR752        |
|             | 270           |                     |                      |                     |           | 3,230               |                           | 0                          | MRR753        |
|             |               |                     |                      |                     |           | 25,000              |                           | 0                          | MRR755        |



# PLANT FUNDS - RENEWAL AND REPLACEMENT

Combined Statement of Revenue, Expenditures and Changes in Fund Balance  
For Fiscal Year Ended June 30, 2000

| Index<br>Code                              | Account Name                         | Fund<br>Balance<br>7/1/99 | Prior<br>Year<br>Adjust. | Transfers<br>In    | Sales/<br>Prod. | Invest<br>Income | Other<br>Income  |
|--|--------------------------------------|---------------------------|--------------------------|--------------------|-----------------|------------------|------------------|
| MRR756                                     | Honors College Air Conditioning      |                           |                          | 7,000              |                 |                  |                  |
| MRR758                                     | PARTV Air Quality Improvements       |                           |                          | 25,000             |                 |                  |                  |
| MRR775                                     | Fort Missoula Drama Storage          |                           |                          | 15,216             |                 |                  |                  |
| MFS609                                     | Reno Clinic Psychology Ctr           |                           |                          | 17,500             |                 |                  |                  |
| MFS610                                     | Remodel Chem/Pharm 009               |                           |                          | 15,000             |                 |                  |                  |
| MFS611                                     | Envir Geology Lab, Fort Msla         |                           |                          | 1,885              |                 |                  |                  |
| MFS612                                     | Educ Thermo/Employ-McGill            |                           |                          | 10,000             |                 |                  |                  |
| MFS613                                     | Art Collection Sec. SS 045           |                           |                          | 6,000              |                 |                  |                  |
| MFS614                                     | Electric Lines Lub't Cabin           |                           |                          | 25,000             |                 |                  |                  |
| MFS615                                     | Chyron Generator-PARTV               |                           |                          | 13,500             |                 |                  |                  |
| MFS616                                     | A/C Computer Lab-Jour 212            |                           |                          | 11,300             |                 |                  |                  |
| MFS617                                     | Fixed Compact Shelving_IMS           |                           |                          | 8,000              |                 |                  |                  |
| MFS618                                     | Change Sidewalk - Brantly            |                           |                          | 2,000              |                 |                  |                  |
| MFS619                                     | Vent Fine Arts Photo Lab             |                           |                          | 8,900              |                 |                  |                  |
| MFS620                                     | Replace Cooling Tower-Law            |                           |                          | 14,000             |                 |                  |                  |
| MFS621                                     | Remodel Fine Arts Restrms            |                           |                          | 25,000             |                 |                  |                  |
| MFS622                                     | Aud Risers Masquer Theatre           |                           |                          | 35,000             |                 |                  |                  |
| MFS623                                     | Reno Entrance HB Bldg COT            |                           |                          | 40,374             |                 |                  |                  |
| MFS624                                     | Netw'k Upgrade LA Bldg               |                           |                          | 50,754             |                 |                  |                  |
| MFS625                                     | Art Annex Air Filter System          |                           |                          | 28,900             |                 |                  |                  |
|  | <b>Total Building Fee Projects</b>   | <b>419,288</b>            |                          | <b>711,186</b>     |                 |                  |                  |
| <b>PROJECTS FUNDED FROM OTHER SOURCES:</b> |                                      |                           |                          |                    |                 |                  |                  |
| MRR621                                     | Revert Appro-Def Maint & Equip       | 55,462                    |                          | 445                |                 |                  | 14,643           |
| MRR622                                     | Revert Appro-Def Maint & Equip       | 71,636                    |                          |                    |                 |                  |                  |
| MAF602                                     | Center at Salmon Lake                | 10,161                    |                          | 10,000             |                 |                  | 8,274            |
| MMU601                                     | Muarid Recharge Equipment            | 29,695                    |                          | 17,320             |                 |                  |                  |
| MCT606                                     | Computer Fixed Asset/COT             | 240                       |                          |                    |                 |                  |                  |
| MCT605                                     | Duplex/Fax Fixed Asset/COT           | 11,716                    |                          | 7,183              |                 |                  |                  |
| MRR762                                     | Remodel Educ Building                | 247                       |                          |                    |                 |                  | 17,508           |
| MRR741                                     | Soccer Field Bleachers               | 6,507                     |                          |                    |                 |                  |                  |
| MRR764                                     | Renov River Bowl Playing Fields      | 3,387                     |                          |                    |                 |                  |                  |
| MRR770                                     | Sidewalk Repairs - Campus            | 2,951                     |                          | 7,342              |                 |                  |                  |
| MCH601                                     | Chemistry 008 Cold Room:4/99         | 2,404                     |                          |                    |                 |                  |                  |
| MRR765                                     | Campus Signage/Cmps Svcs             | 11,435                    |                          |                    |                 |                  |                  |
| MAF603                                     | Institutional R & R                  | 90,057                    |                          |                    |                 |                  |                  |
| MRR759                                     | Renovate Off-Linguistics             | 24,661                    |                          | 31,637             |                 |                  |                  |
| MCH602                                     | Chem/Pharm 3rd Floor-HVAC            | 5,591                     |                          |                    |                 |                  |                  |
| MRR760                                     | Turner-Fire Sprinkler/Cable Sym      | 241,583                   |                          |                    |                 |                  |                  |
| MRR761                                     | Renovate Cell Block T157-Ft Msla     | 39,000                    |                          | 4,000              |                 |                  |                  |
| MFR606                                     | Lubrecht Revert Appro-Def Maint      | 445                       |                          |                    |                 |                  |                  |
| MES603                                     | Reno EVST Office-Rankins             |                           |                          | 21,288             |                 |                  |                  |
| MRR776                                     | Reno Montana Biotech Ctr             |                           |                          |                    |                 |                  | 20,000           |
| MRR777                                     | Academic Facilities Proj/Msla        |                           |                          | 206,806            |                 |                  |                  |
|  | <b>Total Other Source Projects</b>   | <b>607,178</b>            |                          | <b>306,021</b>     |                 |                  | <b>60,425</b>    |
| 3720GP                                     | GAAP Adjustments                     | 2,564,948                 |                          |                    |                 |                  |                  |
|  | <b>TOTAL RENEWAL AND REPLACEMENT</b> | <b>\$4,967,232</b>        | <b>\$15</b>              | <b>\$2,434,955</b> | <b>\$27,372</b> | <b>\$261,370</b> | <b>\$108,837</b> |

| Allocations | Trans.<br>Out | Salaries<br>& Wages | Employee<br>Benefits | Operating<br>Expend | Equipment | Buildings<br>& Land | Move<br>Equity<br>To NIIP | Fund<br>Balance<br>6/30/00 | Index<br>Code |
|-------------|---------------|---------------------|----------------------|---------------------|-----------|---------------------|---------------------------|----------------------------|---------------|
|             | 7,000         |                     |                      |                     |           |                     |                           | 0                          | MRR756        |
|             |               |                     |                      |                     |           |                     |                           | 25,000                     | MRR758        |
|             |               |                     |                      |                     |           | 7,608               |                           | 7,608                      | MRR775        |
|             |               |                     |                      |                     |           | 78                  |                           | 17,422                     | MFS609        |
|             |               |                     |                      |                     |           | 4,265               |                           | 10,735                     | MFS610        |
|             |               |                     |                      |                     |           | 958                 |                           | 927                        | MFS611        |
|             |               |                     |                      |                     |           | 900                 |                           | 9,100                      | MFS612        |
|             |               |                     |                      |                     |           | 182                 |                           | 5,818                      | MFS613        |
|             |               |                     |                      |                     |           | 1,921               |                           | 23,079                     | MFS614        |
|             |               |                     |                      | 9,801               |           |                     |                           | 3,699                      | MFS615        |
|             |               |                     |                      | 1,300               |           | 7,356               |                           | 2,644                      | MFS616        |
|             |               |                     |                      |                     |           |                     |                           | 8,000                      | MFS617        |
|             |               |                     |                      |                     |           |                     |                           | 2,000                      | MFS618        |
|             |               |                     |                      |                     |           |                     |                           | 8,900                      | MFS619        |
|             |               |                     |                      | 14,000              |           |                     |                           | 0                          | MFS620        |
|             |               |                     |                      |                     |           |                     |                           | 25,000                     | MFS621        |
|             |               |                     |                      |                     |           |                     |                           | 35,000                     | MFS622        |
|             |               |                     |                      |                     |           |                     |                           | 40,374                     | MFS623        |
|             |               |                     |                      |                     |           |                     |                           | 50,754                     | MFS624        |
|             |               |                     |                      |                     |           |                     |                           | 28,900                     | MFS625        |
| 0           | 108,325       | 1,943               | 242                  | 112,250             | 12,344    | 297,914             |                           | 597,456                    |               |
| 71,636      |               |                     |                      |                     |           |                     |                           | 142,186                    | MRR621        |
| (71,636)    |               |                     |                      |                     |           |                     |                           | 0                          | MRR622        |
|             |               |                     |                      | 4,500               | 20,868    |                     |                           | 3,067                      | MAF602        |
|             |               |                     |                      |                     |           |                     |                           | 47,015                     | MMU601        |
| (240)       |               |                     |                      |                     |           |                     |                           | 0                          | MCT606        |
| 240         |               |                     |                      |                     |           |                     |                           | 19,139                     | MCT605        |
|             |               |                     |                      | 17,755              |           |                     |                           | 0                          | MRR762        |
| (122)       |               |                     |                      | 6,385               |           |                     |                           | 0                          | MRR741        |
| (39)        |               |                     |                      | 3,348               |           |                     |                           | 0                          | MRR764        |
|             |               |                     |                      |                     |           |                     |                           | 10,293                     | MRR770        |
| (2,404)     |               |                     |                      |                     |           |                     |                           | 0                          | MCH601        |
|             |               |                     |                      |                     |           | 776                 |                           | 10,659                     | MRR765        |
| 2,565       |               |                     |                      | 80,222              |           |                     |                           | 12,400                     | MAF603        |
|             |               |                     |                      | 1,119               |           | 55,179              |                           | 0                          | MRR759        |
|             | 2,453         |                     |                      |                     |           | 3,138               |                           | 0                          | MCH602        |
|             |               |                     |                      | 1,105               |           | 199,970             |                           | 40,508                     | MRR760        |
|             |               |                     |                      |                     |           | 38,231              |                           | 4,769                      | MRR761        |
|             | 445           |                     |                      |                     |           |                     |                           | 0                          | MFR606        |
|             |               |                     |                      |                     |           | 21,288              |                           | 0                          | MES603        |
|             |               |                     |                      | 1,300               |           | 14,522              |                           | 4,178                      | MRR776        |
|             | 51            |                     |                      | (4,270)             |           | 5,858               |                           | 205,167                    | MRR777        |
| 0           | 2,949         |                     |                      | 111,464             | 20,868    | 338,962             |                           | 499,381                    |               |
|             |               | (7,649)             |                      |                     |           | (584,316)           | (1,185,327)               | 1,971,586                  | 3720GP        |
| \$0         | \$440,633     | \$316,081           | \$5,580              | \$1,110,348         | \$282,786 | \$59,315            | (\$1,185,327)             | 4,399,711                  |               |

# PLANT FUNDS - AUXILIARY RENEWAL AND REPLACEMENT

Combined Statement of Revenue, Expenditures and Changes in Fund Balance

For Fiscal Year Ended June 30, 2000

| Index<br>Code | Account Name                     | Fund<br>Balance<br>7/1/99 | Prior<br>Year<br>Adjust. | Transfers<br>In    | Invest.<br>Income | Allocations |
|---------------|----------------------------------|---------------------------|--------------------------|--------------------|-------------------|-------------|
| MRR651        | Aux Rental R&R                   | \$22,535                  | \$                       | \$44,300           | \$                | \$          |
| MRR652        | Tennis Court Repairs             | (244)                     |                          |                    |                   | 244         |
| MRR653        | All Campus Card R & R            | 46,601                    |                          | 90,900             |                   |             |
| MHS601        | Health Service R&R               | 190,843                   |                          | 5,000              |                   |             |
| MRR655        | Auxiliary Administration R&R     | 3,240                     |                          | 267,000            |                   | 3,468       |
| MDS601        | Dining Services R&R              | 460,089                   |                          | 203,000            |                   | (300,000)   |
| MSA608        | Residence Halls R&R              | 745,244                   | (1,811)                  | 391,800            |                   | (200,000)   |
| MSA609        | Family Housing R&R               | 462,076                   | (1,591)                  | 311,000            |                   | (346,091)   |
| MUC601        | University Center R&R            | 42,684                    |                          | 140,000            |                   | 22          |
| MIT606        | Printing R&R                     | 7,541                     |                          | 50,000             |                   |             |
| MSA610        | Golf Course R&R                  | 25,290                    |                          | 75,000             |                   |             |
| MCR601        | Campus Recreation R&R            | 36,036                    |                          |                    |                   |             |
| MFH602        | Yellowbay R&R                    | 66,947                    |                          | 37,500             |                   |             |
| MHS602        | Health Serv Chiller R&R          | 18,404                    |                          |                    |                   |             |
| MRR670        | Remodel Griz Card Center         | 7,303                     |                          |                    |                   |             |
| MRR672        | 1993A Repair & Replace           | 655,800                   |                          | 108,625            | 34,116            |             |
| MRR673        | VP Student Affairs Reserve       | 6,710                     |                          | 9,475              |                   | (3,712)     |
| MRR674        | Health Service Furnishings       | 5,487                     |                          |                    |                   |             |
| MRR676        | Re Roof East Atrium              | 22                        |                          |                    |                   | (22)        |
| MSA613        | New Cabling Sys, Res Hall        | (741)                     |                          |                    |                   |             |
| MSA614        | Replace Carpet, Res Halls        | 25,024                    |                          |                    |                   |             |
| MRR681        | All Card Purchase & Instl        | (313)                     |                          |                    |                   |             |
| MRR778        | Fam Housing Furnace Replace      |                           |                          |                    |                   | 95,000      |
| MRR779        | Reno Mama Zoola's                |                           |                          |                    |                   | 50,000      |
| MRR780        | Reno Treasure State Dining Rm    |                           |                          |                    |                   | 250,000     |
| MRR781        | Duniway Fire Sprinkler/Comm      |                           |                          |                    |                   | 200,000     |
| MSA616        | Univ Villages Sewer Repair       |                           |                          |                    |                   | 251,091     |
|               | <b>TOTAL AUXILIARY</b>           |                           |                          |                    |                   |             |
|               | <b>RENEWAL &amp; REPLACEMENT</b> | <b>\$2,826,578</b>        | <b>(\$3,402)</b>         | <b>\$1,733,600</b> | <b>\$34,116</b>   | <b>\$0</b>  |

| Transfers<br>Out | Salaries<br>& Benefits | Supplies &<br>Materials | Repair<br>& Maint. | Equipment | Buildings<br>& Land | Other<br>Expend. | Fund<br>Balance<br>6/30/00 | Index<br>Code |
|------------------|------------------------|-------------------------|--------------------|-----------|---------------------|------------------|----------------------------|---------------|
| \$               | \$                     | \$1,680                 | \$6,707            | \$        | \$2,960             | \$               | \$55,488                   | MRR651        |
|                  |                        |                         |                    |           |                     |                  | 0                          | MRR652        |
|                  |                        | 31,872                  |                    | (225)     |                     |                  | 105,854                    | MRR653        |
|                  |                        | 25,818                  | 1,588              |           | 1,252               | 14,030           | 153,155                    | MHS601        |
| 100,000          |                        | 2,318                   |                    |           | 2,000               | 59,390           | 110,000                    | MRR655        |
|                  |                        | 12,115                  | 2,550              | 42,561    | 20,976              |                  | 284,887                    | MDS601        |
|                  | 124,439                | 132,520                 | 5,477              | (1,967)   | (52,511)            | 27,467           | 699,808                    | MSA608        |
|                  | 61,403                 | 33,558                  | 41,088             |           | 2,579               | 28,548           | 258,218                    | MSA609        |
|                  |                        | 22,054                  | 15,769             |           | 28,594              | 992              | 115,297                    | MUC601        |
|                  |                        | 1,503                   |                    |           |                     |                  | 56,038                     | MIT606        |
|                  |                        | 20,452                  | 952                |           | 7,452               |                  | 71,434                     | MSA610        |
| 110,375          |                        | 13,189                  | 665                |           |                     | (88,194)         | 1                          | MCR601        |
|                  |                        | 41                      | 5,926              | 1,000     |                     | 4,800            | 92,680                     | MFH602        |
|                  |                        |                         |                    |           |                     |                  | 18,404                     | MHS602        |
| 7,303            |                        |                         |                    |           |                     |                  | 0                          | MRR670        |
| 186,000          |                        |                         |                    |           |                     |                  | 612,541                    | MRR672        |
| 2,000            |                        |                         |                    |           |                     |                  | 10,473                     | MRR673        |
|                  |                        | 3,943                   |                    | 911       |                     |                  | 633                        | MRR674        |
|                  |                        |                         |                    |           |                     |                  | 0                          | MRR676        |
|                  |                        |                         |                    |           | (741)               |                  | 0                          | MSA613        |
|                  | 413                    |                         |                    |           |                     |                  | 24,611                     | MSA614        |
|                  |                        | (313)                   |                    |           |                     |                  | 0                          | MRR681        |
|                  |                        |                         | 41,749             |           | 6                   |                  | 53,245                     | MRR778        |
|                  |                        |                         |                    |           |                     |                  | 50,000                     | MRR779        |
|                  |                        |                         |                    |           | 56,401              | 510              | 193,089                    | MRR780        |
|                  |                        | 1,938                   | 613                |           | 19,840              |                  | 177,609                    | MRR781        |
|                  |                        |                         |                    |           |                     | 253,091          | (2,000)                    | MSA616        |
| \$405,678        | \$186,255              | \$302,688               | \$123,084          | \$42,280  | \$88,808            | \$300,634        | \$3,141,465                |               |



# PLANT FUNDS - FACILITIES SERVICES RENEWAL AND REPLACEMENT

Combined Statement of Revenue, Expenditures and Changes in Fund Balance

For Fiscal Year Ended June 30, 2000

| Index Code | Account Name                     | Fund<br>Balance<br>7/1/99 | Fund<br>Balance<br>6/30/00 |
|------------|----------------------------------|---------------------------|----------------------------|
| MRR602     | Elevator Renovation              | \$3,732                   | \$3,732                    |
| MRR627     | ST & Parking Lot Repairs         | 19,512                    | 19,512                     |
| MRR628     | International House, Furniture   | 26                        | 26                         |
|            | <b>TOTAL FACILITIES SERVICES</b> |                           |                            |
|            | <b>RENEWAL &amp; REPLACEMENT</b> | <b>\$23,270</b>           | <b>\$23,270</b>            |

THIS PAGE  
INTENTIONALLY  
LEFT BLANK

The University of Montana  
Debt Disclosure Information  
For The Fiscal Year Ended June 30, 2000

REVENUE BONDS

Facilities Improvement Revenue & Refunding Bonds, Series A 1993

|                            | Years<br>Due               | Interest<br>Rate | Balance<br>6/30/00 |
|----------------------------|----------------------------|------------------|--------------------|
| <b>SERIES A 1993</b>       | 2000                       | 3.80 - 4.00%     | 0                  |
|                            | 2001                       | 4.00 - 4.10%     | 1,730,000          |
|                            | 2002                       | 4.10 - 4.20%     | 1,800,000          |
|                            | 2003                       | 4.20 - 4.30%     | 1,875,000          |
|                            | 2004                       | 4.30 - 4.50%     | 1,960,000          |
|                            | 2005                       | 4.50 - 4.60%     | 2,045,000          |
|                            | 2006                       | 4.60 - 4.625%    | 2,135,000          |
|                            | 2007                       | 4.625-4.70%      | 2,290,000          |
|                            | 2008-2015                  | 4.7 - 5.00%      | 23,925,000         |
|                            | <b>TOTAL</b>               |                  | <b>37,760,000</b>  |
| Less: Unamortized Discount |                            |                  | (913,602)          |
|                            | <b>Total Bonds Payable</b> |                  | <b>36,846,398</b>  |

Facilities Improvement Revenue Bonds, Series E 1998

|                            | Years<br>Due               | Interest<br>Rate | Balance<br>6/30/00 |
|----------------------------|----------------------------|------------------|--------------------|
| <b>SERIES E 1998</b>       | 2000                       | 3.90 - 4.00%     | 0                  |
|                            | 2001                       | 4.00 - 4.10%     | 330,000            |
|                            | 2002                       | 4.00 - 4.10%     | 345,000            |
|                            | 2003                       | 4.10 - 4.15%     | 360,000            |
|                            | 2004                       | 4.15 - 4.20%     | 640,000            |
|                            | 2005                       | 4.20 - 4.30%     | 670,000            |
|                            | 2006                       | 4.30 - 4.35%     | 505,000            |
|                            | 2007                       | 4.35 - 4.40%     | 270,000            |
|                            | 2008-2019                  | 4.40 - 5.00%     | 5,465,000          |
|                            | <b>TOTAL</b>               |                  | <b>8,585,000</b>   |
| Less: Unamortized Discount |                            |                  | (27,574)           |
|                            | <b>Total Bonds Payable</b> |                  | <b>8,557,426</b>   |

Facilities Improvement Revenue Bonds, Series F 1999

|                            | Years<br>Due               | Interest<br>Rate | Balance<br>6/30/00 |
|----------------------------|----------------------------|------------------|--------------------|
| <b>SERIES F 1999</b>       | 2000                       | 3.80%            | 0                  |
|                            | 2001                       | 3.80 - 4.15%     | 34,266             |
|                            | 2002                       | 4.15 - 4.30%     | 254,266            |
|                            | 2003                       | 4.30 - 4.45%     | 259,266            |
|                            | 2004                       | 4.45 - 4.60%     | 240,000            |
|                            | 2005                       | 4.60 - 4.70%     | 255,000            |
|                            | 2006                       | 4.70 - 4.80%     | 265,000            |
|                            | 2007                       | 4.80 - 4.90%     | 466,559            |
|                            | 2008-2019                  | 5.00 - 6.00%     | 53,073,363         |
|                            | <b>TOTAL</b>               |                  | <b>54,847,720</b>  |
| Less: Unamortized Discount |                            |                  | (1,037,737)        |
|                            | <b>Total Bonds Payable</b> |                  | <b>53,809,983</b>  |

INTERCAP LOANS PAYABLE

|      | Years<br>Due | Interest<br>Rate | Balance<br>6/30/00 |
|------|--------------|------------------|--------------------|
| KUFM | 2000         | 4.30%            | 0                  |
|      | 2001         | 5.60%            | 43,769             |
|      | 2002         | 5.60%            | 45,917             |
|      | 2003         | 5.60%            | 48,171             |
|      | 2004         | 5.60%            | 50,536             |
|      | 2005         | 5.60%            | 53,017             |
|      | 2006         | 5.60%            | 55,619             |
|      | 2007         | 5.60%            | 58,273             |
|      | Total        |                  | <u>355,302</u>     |

|                              | Years<br>Due | Interest<br>Rate | Balance<br>6/30/00 |
|------------------------------|--------------|------------------|--------------------|
| Lubrecht Experimental Forest | 2000         | 4.30%            | 0                  |
|                              | 2001         | 5.60%            | 15,277             |
|                              | 2002         | 5.60%            | 16,025             |
|                              | 2003         | 5.60%            | 16,809             |
|                              | 2004         | 5.60%            | 17,631             |
|                              | 2005         | 5.60%            | 18,494             |
|                              | 2006         | 5.60%            | 19,399             |
|                              | 2007         | 5.60%            | 20,349             |
|                              | 2008         | 5.60%            | 21,345             |
|                              | 2009         | 5.60%            | 11,070             |
|                              | Total        |                  | <u>156,399</u>     |

|                   | Years<br>Due | Interest<br>Rate | Balance<br>6/30/00 |
|-------------------|--------------|------------------|--------------------|
| Mansfield Library | 2000         | 4.30%            | 0                  |
|                   | 2001         | 5.60%            | 26,729             |
|                   | 2002         | 5.60%            | 28,040             |
|                   | 2003         | 5.60%            | 14,547             |
|                   | Total        |                  | <u>69,316</u>      |

|                             | Years<br>Due | Interest<br>Rate | Balance<br>6/30/00 |
|-----------------------------|--------------|------------------|--------------------|
| Telecommunications Services | 2000         | 4.30%            | 0                  |
|                             | 2001         | 5.60%            | 38,110             |
|                             | Total        |                  | <u>38,110</u>      |

|                    | Years<br>Due | Interest<br>Rate | Balance<br>6/30/00 |
|--------------------|--------------|------------------|--------------------|
| Biological Station | 2000         | 4.30%            | 0                  |
|                    | 2001         | 5.60%            | 4,644              |
|                    | 2002         | 5.60%            | 4,867              |
|                    | 2003         | 5.60%            | 2,499              |
|                    | Total        |                  | <u>12,010</u>      |



The University of Montana  
Debt Disclosure Information  
For The Fiscal Year Ended June 30, 2000

|  | Years<br>Due | Interest<br>Rate | Balance<br>6/30/00 |
|--|--------------|------------------|--------------------|
| Facility Services                      | 2000         | 4.30%            | 0                  |
|  | 2001         | 5.60%            | 10,000             |
|  | Total        |                  | 10,000             |
|  |              |                  |                    |
|  | Years<br>Due | Interest<br>Rate | Balance<br>6/30/00 |
| Motor Pool                             | 2000         | 4.30%            | 0                  |
|  | 2001         | 5.60%            | 6,000              |
|  | 2002         | 5.60%            | 6,184              |
|  | Total        |                  | 12,184             |
|  |              |                  |                    |
|  | Years<br>Due | Interest<br>Rate | Balance<br>6/30/00 |
| Campus Quick Copy                      | 2000         | 4.30%            | 0                  |
|  | 2001         | 5.60%            | 6,592              |
|  | 2002         | 5.60%            | 6,881              |
|  | 2003         | 5.60%            | 3,524              |
|  | Total        |                  | 16,997             |
|  |              |                  |                    |
|  | Years<br>Due | Interest<br>Rate | Balance<br>6/30/00 |
| University College                     | 2000         | 4.30%            | 0                  |
|  | 2001         | 5.60%            | 3,262              |
|  | 2002         | 5.60%            | 3,405              |
|  | 2003         | 5.60%            | 1,717              |
|  | Total        |                  | 8,384              |
|  |              |                  |                    |
|  | Years<br>Due | Interest<br>Rate | Balance<br>6/30/00 |
| Intercollegiate Athletics              | 2000         | 4.30%            | 0                  |
|  | 2001         | 5.60%            | 37,338             |
|  | 2002         | 5.60%            | 37,940             |
|  | 2003         | 5.60%            | 39,754             |
|  | 2004         | 5.60%            | 41,654             |
|  | 2005         | 5.60%            | 43,623             |
|  | 2006         | 5.60%            | 45,736             |
|  | 2007         | 5.60%            | 47,928             |
|  | 2008         | 5.60%            | 50,226             |
|  | 2009         | 5.60%            | 52,628             |
|  | 2010         | 5.60%            | 53,173             |
|  | Total        |                  | 450,000            |
|  |              |                  |                    |
|  | Years<br>Due | Interest<br>Rate | Balance<br>6/30/00 |
| Information Technology Resource Center | 2000         | 4.30%            | 0                  |
|  | 2001         | 5.60%            | 19,388             |
|  | 2002         | 5.60%            | 20,237             |
|  | 2003         | 5.60%            | 21,119             |
|  | Total        |                  | 60,744             |

The University of Montana  
Debt Disclosure Information  
For The Fiscal Year Ended June 30, 2000

|                   | Years<br>Due | Interest<br>Rate | Balance<br>6/30/00 |
|-------------------|--------------|------------------|--------------------|
| Printing Services | 2000         | 4.30%            | 0                  |
|                   | 2001         | 5.60%            | 17,735             |
|                   | 2002         | 5.60%            | 18,512             |
|                   | 2003         | 5.60%            | 19,318             |
|                   | Total        |                  | 55,565             |

|                              | Years<br>Due | Interest<br>Rate | Balance<br>6/30/00 |
|------------------------------|--------------|------------------|--------------------|
| Helena College of Technology | 2000         | 4.30%            | 0                  |
|                              | 2001         | 5.60%            | 7,848              |
|                              | 2002         | 5.60%            | 8,192              |
|                              | 2003         | 5.60%            | 8,549              |
|                              | Total        |                  | 24,589             |

Other Notes Payable

|                       | Years<br>Due | Interest<br>Rate | Balance<br>6/30/00 |
|-----------------------|--------------|------------------|--------------------|
| UC Bookstore Note (1) | 2000         | NA               | 500,000            |

(1) This is a \$500,000 loan from the UC Bookstore to the University of Montana. The note is due in full by June 30, 2005.

Mortgages Payable

|                       | Years<br>Due | Interest<br>Rate | Balance<br>6/30/99 |
|-----------------------|--------------|------------------|--------------------|
| First Interstate Bank | 2000         | 8.50%            | 0                  |
|                       | 2001         | 8.50%            | 7,210              |
|                       | 2002         | 8.50%            | 7,848              |
|                       | 2003         | 8.50%            | 8,542              |
|                       | 2004         | 8.50%            | 9,296              |
|                       | 2005         | 8.50%            | 10,118             |
|                       | 2006         | 8.50%            | 11,013             |
|                       | 2007-2017    | 8.50%            | 208,668            |
|                       | Total        |                  | 262,695            |

**Section VIII**

**AGENCY FUNDS**

**Page**

**Balance Sheet**

**8.01**

**Combined Statement of Additions and Deductions:**

**Other Organizations**

**8.02**

THIS PAGE  
INTENTIONALLY  
LEFT BLANK



## AGENCY FUNDS

### Balance Sheet

June 30, 2000

#### ASSETS

|                                     |                    |
|-------------------------------------|--------------------|
| Cash                                | \$1,436,931        |
| Investments                         | 235,700            |
| Accounts Receivable                 | 1,570,937          |
| Travel Advances                     | 421                |
| Due from Other Entities             | 2,052,958          |
| Cash Collateral- Securities Lending | 720                |
|                                     | <hr/>              |
| <b>Total Assets</b>                 | <b>\$5,297,667</b> |
|                                     | <hr/> <hr/>        |

#### LIABILITIES

|                                  |                    |
|----------------------------------|--------------------|
| Accounts Payable                 | \$3,832,212        |
| Due to Other Entities            | 1,160,925          |
| Deposits Held in Trust           | 303,810            |
| Liability for Securities Lending | 720                |
|                                  | <hr/>              |
| <b>Total Liabilities</b>         | <b>\$5,297,667</b> |
|                                  | <hr/> <hr/>        |

## AGENCY FUNDS

Combined Statement of Additions and Deductions  
For Fiscal Year Ended June 30, 2000

| Index Code         | Account Name                        | Fund<br>Balance<br>7/1/99 | Revenue   | Salaries<br>& Wages | Employee<br>Benefits | Operating<br>Expend. | Fund<br>Balance<br>6/30/00 |
|--------------------|-------------------------------------|---------------------------|-----------|---------------------|----------------------|----------------------|----------------------------|
| 384000             | Off Campus Work Study               | \$                        | \$94,077  | \$129,922           | \$9,397              | \$                   | (\$45,242)                 |
| MBU961             | MSU Extension Manufacturing         | (246)                     | 1,311     |                     |                      | 1,065                | 0                          |
| MBZ960             | MT Committee for Humanities         | (690)                     | 25,881    | 280                 | 2                    | 23,916               | 993                        |
| MBZ961             | MSU, College of Nursing             | (83)                      | 21,986    | 902                 | 92                   | 20,909               | 0                          |
| MBZ962             | * Agency Closing                    | (31,251)                  | (394,373) |                     | 96,037               | (444,797)            | (76,864)                   |
| MBZ963             | STIP Earnings                       | 12,488                    | 462       |                     |                      |                      | 12,950                     |
| MCT902             | COT Vica                            | 13                        |           |                     |                      |                      | 13                         |
| MCT903             | Misc Student Assist Fund            | 942                       | 21        |                     |                      |                      | 963                        |
| MCT904             | Culinary Student Assist Fund        | 2,107                     | 306       |                     |                      | 2,345                | 68                         |
| MCT905             | Phi Theta Kappa                     | 996                       | 823       |                     |                      | 1,773                | 46                         |
| MDS901             | NACUFS Conference                   | 586                       |           |                     |                      |                      | 586                        |
| MES907             | Environmental Writing Inst          | 21                        | 2,813     |                     |                      | 2,813                | 21                         |
| MFA939             | MT Music Education Assoc            | 494                       | 3,156     |                     |                      | 1,400                | 2,250                      |
| MFA940             | Mu Phi Epsilon                      | 623                       |           |                     |                      | 10                   | 613                        |
| MFI901             | International Student Sponsor **    | 1,282                     | 46        |                     |                      | 964                  | 364                        |
| MFL112             | Phi Eta Sigma **                    | 443                       |           |                     |                      |                      | 443                        |
| MFR952             | Extension Forestry                  | 1,306                     | 5,937     |                     |                      | 7,243                | 0                          |
| MFS903             | PP Employee Vending                 | 750                       | 1,210     |                     |                      | 1,287                | 673                        |
| MHH904             | AM College of Sports Medicine       | 1,260                     | 34        |                     |                      | 808                  | 486                        |
| MIA905             | NCAA RND 1 Football                 | 16                        | 67,500    | 3,182               | 440                  | 57,507               | 6,387                      |
| MIA906             | Womens Big Sky Championship         |                           | 55,496    | 5,812               | 428                  | 49,256               | 0                          |
| MIA908             | Mens BSC Basketball Championship 00 |                           | 38,925    | 5,785               | 446                  | 32,694               | 0                          |
| MIA909             | Athletic Road Ticket Clearing       | 69                        | 984       |                     |                      |                      | 1,053                      |
| MIA910             | TIC-IT-E-Z Clearing                 | 31,122                    | (17,375)  |                     |                      | 10                   | 13,737                     |
| MMA908             | HS Math Consoritum                  | 500                       | 730       |                     |                      | 423                  | 807                        |
| MMS905             | Military Science telephone          |                           | 13        |                     |                      | 228                  | (215)                      |
| MPC911             | Silent Sentinel **                  | 584                       |           |                     |                      |                      | 584                        |
| MPR904             | Montana Youth Soccer                | 790                       | 25        |                     |                      | 23                   | 792                        |
| MPR906             | Christensen Scholarship **          | 17,309                    |           |                     |                      | 10                   | 17,299                     |
| MPV901             | RMAIR/MSCUP Registration            | 8                         |           |                     |                      |                      | 8                          |
| MSA902             | Aber Hall Social Fund               | 40,885                    | 16,569    |                     |                      | 1,867                | 55,587                     |
| MSA903             | Residence Life Recycling            | 1,575                     | 1,028     |                     |                      | 754                  | 1,849                      |
| MSA904             | Turner Hall Social Fund             | 754                       | 5,837     |                     |                      | 992                  | 5,599                      |
| MSA905             | Craig-Dunaway Social Fund           | 17,980                    | 5,592     |                     |                      | 3,371                | 20,201                     |
| MSA906             | Elrod Social Fund                   | 14,220                    | 3,945     |                     |                      | 776                  | 17,389                     |
| MSA907             | Jesse Hall Social Fund              | 16,782                    | 6,824     |                     |                      | 1,668                | 21,938                     |
| MSA908             | Knowles Hall Social Fund            | 9,693                     | 4,388     |                     |                      | 1,739                | 12,342                     |
| MSA909             | Miller Hall Social Fund             | 14,332                    | 6,172     |                     |                      | 2,055                | 18,449                     |
| MSA910             | Res Halls Social Fund               | 120,485                   | 33,360    |                     |                      | 58,513               | 95,332                     |
| MSA911             | Pantzer Hall Social Fund            | 3,526                     | 3,331     |                     |                      | 1,890                | 4,967                      |
| MSA912             | UC Social Committee                 | 397                       |           |                     |                      | 100                  | 297                        |
| MSA913             | Mt Std Affairs Conference           | 1,666                     | 63        |                     |                      | 346                  | 1,383                      |
| MUC018             | ACUI Region 14 Recreation           |                           | 3,337     |                     |                      | 3,564                | (227)                      |
| TOTAL AGENCY FUNDS |                                     | \$283,734                 | \$434     | \$145,883           | \$106,842            | (\$162,478)          | \$239,163                  |

\* Agency revenue and expenditures were zeroed out in account 8110.

\*\* Fund Balance differs from previous operational because of accounting structure changes.



The University of Montana – Missoula

