

The Mathematics Enthusiast

Volume 5 | Number 1

Article 19

1-2008

TME Worldwide Daily Circulation [Dec 6-11, 2007]

Follow this and additional works at: <https://scholarworks.umt.edu/tme>



Part of the [Mathematics Commons](#)

Let us know how access to this document benefits you.

Recommended Citation

(2008) "TME Worldwide Daily Circulation [Dec 6-11, 2007]," *The Mathematics Enthusiast*: Vol. 5 : No. 1 , Article 19.

DOI: <https://doi.org/10.54870/1551-3440.1096>

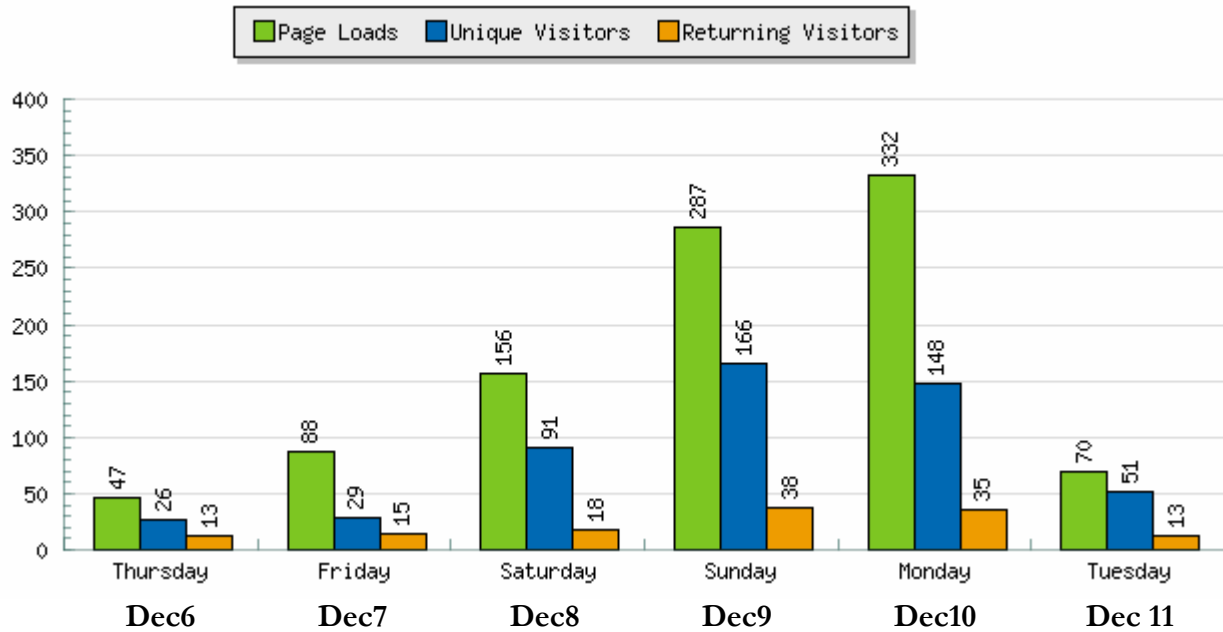
Available at: <https://scholarworks.umt.edu/tme/vol5/iss1/19>

This Additional Information is brought to you for free and open access by ScholarWorks at University of Montana. It has been accepted for inclusion in The Mathematics Enthusiast by an authorized editor of ScholarWorks at University of Montana. For more information, please contact scholarworks@mso.umt.edu.

TMME WORLDWIDE DAILY CIRCULATION STATISTICS¹

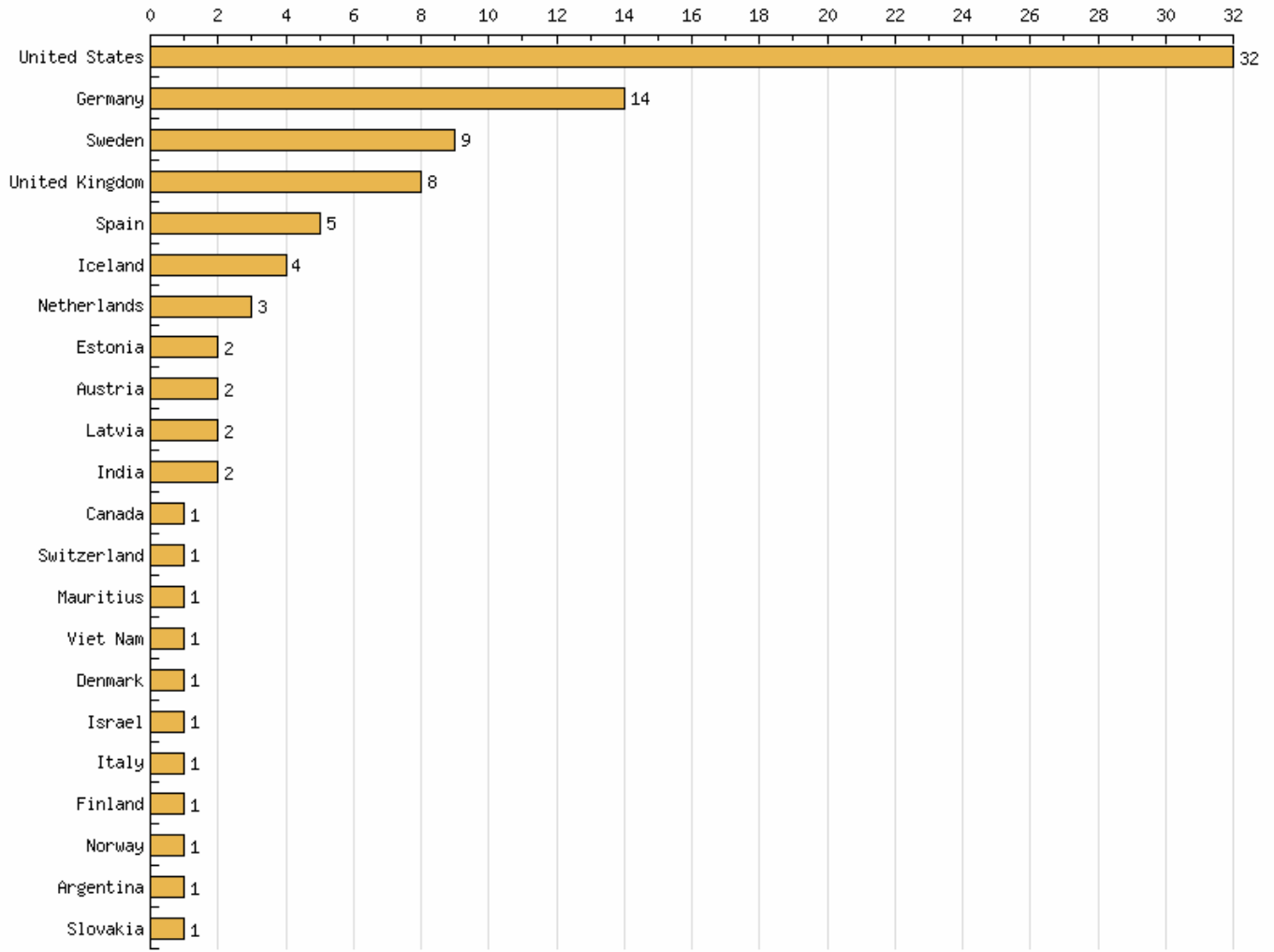
[SIX DAYS AFTER RELEASE OF VOL5, NO.1, Jan 2008]

DECEMBER 6-11, 2007






















¹ Based on every 100 page loads

December 11, 2007

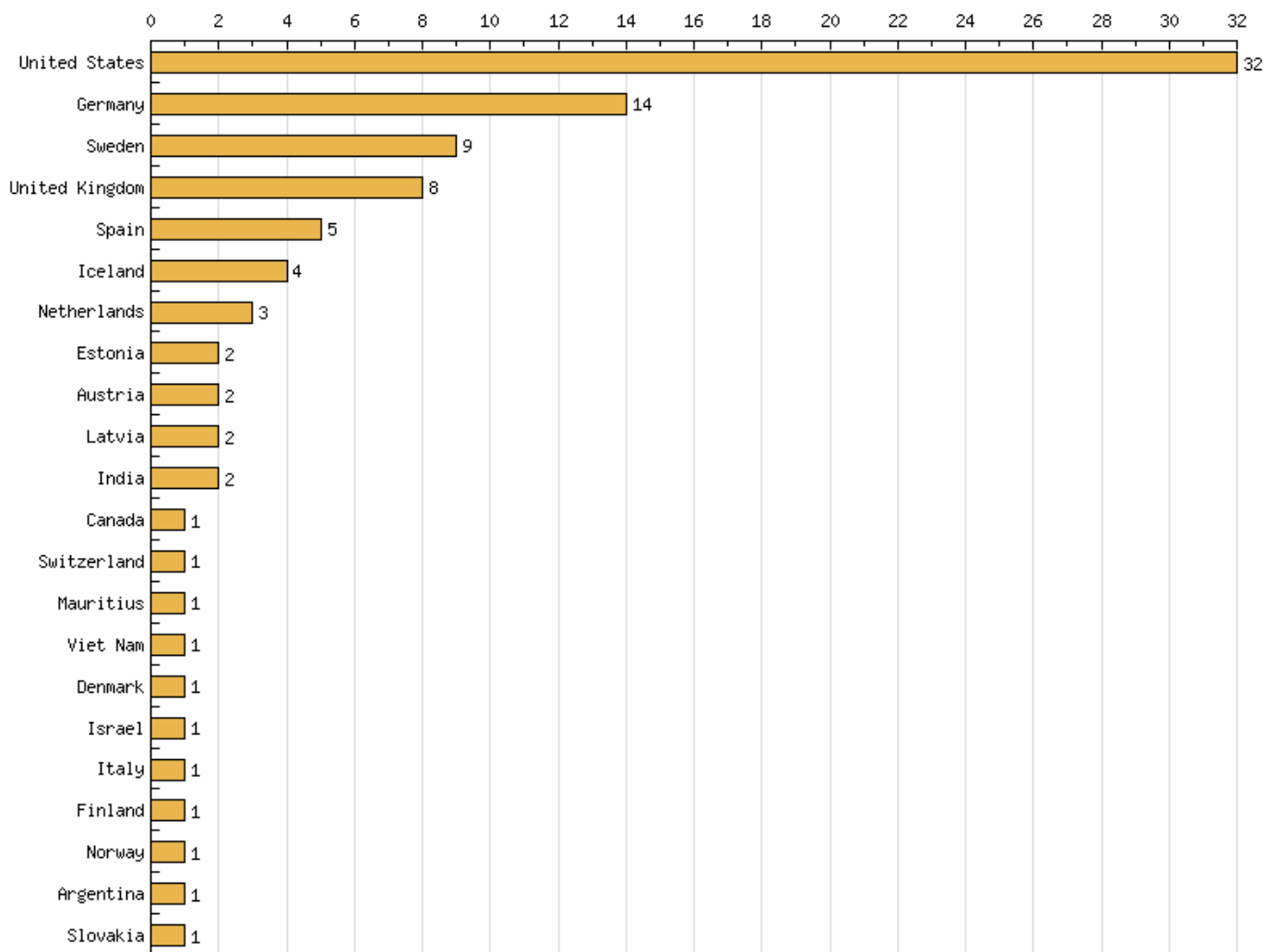


December 10, 2007























	Num	Perc.	Country Name	
▼	28	29.47%	Korea, Republic Of	
▼	11	11.58%	United Kingdom	
▼	10	10.53%	Israel	
▼	9	9.47%	Portugal	
▼	7	7.37%	United States	
▼	7	7.37%	Spain	
▼	5	5.26%	Greece	

▼	4	4.21%	Finland	
▼	2	2.11%	Netherlands	
▼	2	2.11%	Sweden	
▼	2	2.11%	Thailand	
▼	1	1.05%	Norway	
▼	1	1.05%	Germany	
▼	1	1.05%	Turkey	
▼	1	1.05%	Iceland	
▼	1	1.05%	France	
▼	1	1.05%	Austria	
▼	1	1.05%	Mozambique	
▼	1	1.05%	Kuwait	

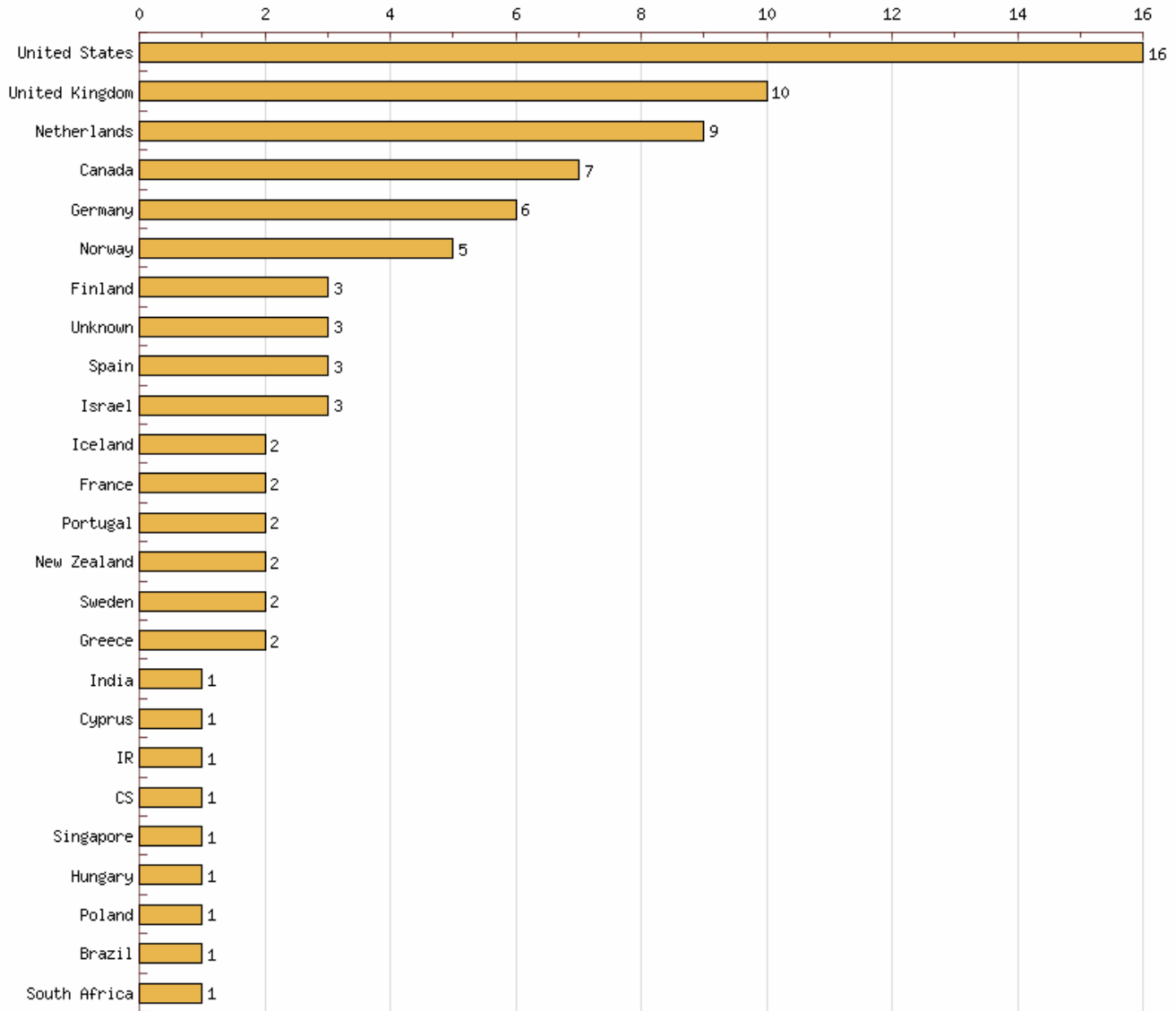
December 9, 2007









December 9, 2007

	Num	Perc.	Country Name	
▼	32	34.04%	United States	
▼	14	14.89%	Germany	
▼	9	9.57%	Sweden	
▼	8	8.51%	United Kingdom	
▼	5	5.32%	Spain	
▼	4	4.26%	Iceland	
▼	3	3.19%	Netherlands	
▼	2	2.13%	Estonia	
▼	2	2.13%	Austria	
▼	2	2.13%	Latvia	
▼	2	2.13%	India	
▼	1	1.06%	Canada	
▼	1	1.06%	Switzerland	
▼	1	1.06%	Mauritius	
▼	1	1.06%	Viet Nam	
▼	1	1.06%	Denmark	
▼	1	1.06%	Israel	
▼	1	1.06%	Italy	
▼	1	1.06%	Finland	
▼	1	1.06%	Norway	
▼	1	1.06%	Argentina	
▼	1	1.06%	Slovakia	

December 8, 2007

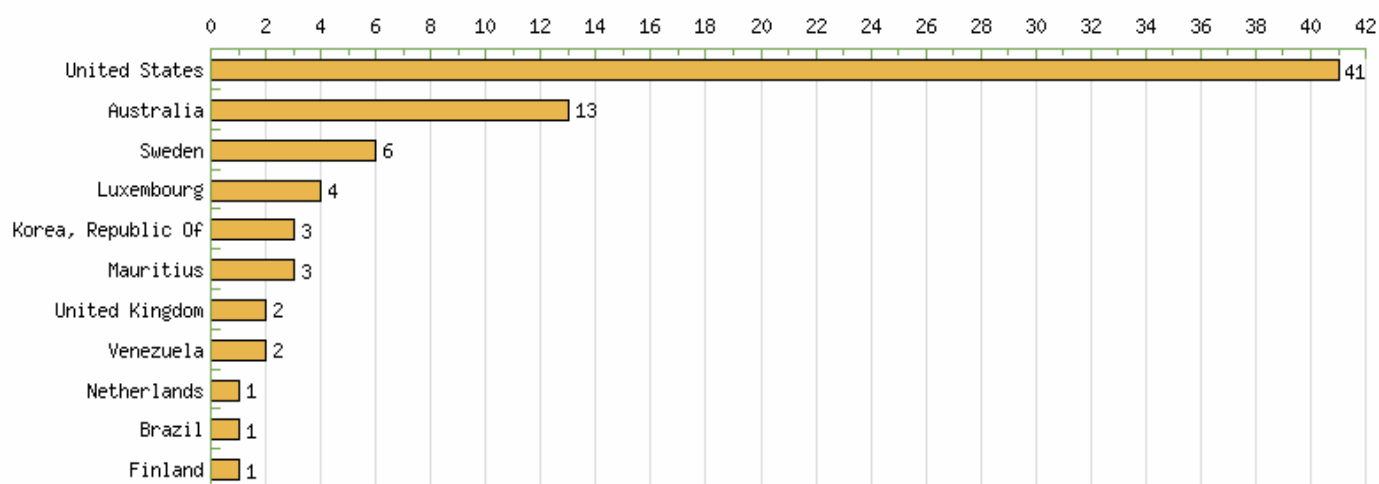


December 8, 2007

Num	Perc.	Country Name	
▼ 16	18.60%	United States	
▼ 10	11.63%	United Kingdom	
▼ 9	10.47%	Netherlands	
▼ 7	8.14%	Canada	
▼ 6	6.98%	Germany	
▼ 5	5.81%	Norway	

▼	3	3.49%	Finland	
▼	3	3.49%	Unknown	-
▼	3	3.49%	Spain	
▼	3	3.49%	Israel	
▼	2	2.33%	Iceland	
▼	2	2.33%	France	
▼	2	2.33%	Portugal	
▼	2	2.33%	New Zealand	
▼	2	2.33%	Sweden	
▼	2	2.33%	Greece	
▼	1	1.16%	India	
▼	1	1.16%	Cyprus	
▼	1	1.16%	Iran, Islamic Republic Of	
▼	1	1.16%	Serbia And Montenegro	
▼	1	1.16%	Singapore	
▼	1	1.16%	Hungary	
▼	1	1.16%	Poland	
▼	1	1.16%	Brazil	
▼	1	1.16%	South Africa	

December 7, 2007



December 6, 2007

▼ Num	Perc.	Country Name	
▼	10	10.64%	Spain 
▼	10	10.64%	United Kingdom 
▼	10	10.64%	Germany 
▼	10	10.64%	Hong Kong 
▼	7	7.45%	Denmark 
▼	6	6.38%	Italy 
▼	5	5.32%	Canada 
▼	4	4.26%	United States 
▼	4	4.26%	Greece 
▼	3	3.19%	Poland 
▼	3	3.19%	Netherlands 
▼	3	3.19%	Sweden 
▼	2	2.13%	South Africa 
▼	2	2.13%	Israel 
▼	2	2.13%	Turkey 
▼	2	2.13%	Unknown 
▼	1	1.06%	Norway 
▼	1	1.06%	Bulgaria 
▼	1	1.06%	Switzerland 
▼	1	1.06%	Philippines 
▼	1	1.06%	Estonia 
▼	1	1.06%	Iceland 
▼	1	1.06%	Serbia And Montenegro 
▼	1	1.06%	Singapore 
▼	1	1.06%	Hungary 
▼	1	1.06%	France 
▼	1	1.06%	New Zealand 